



8-11 June  
2022



32<sup>ND</sup> CONGRESS OF  
ESPU



Ghent  
Belgium



FINAL PROGRAMME



33<sup>rd</sup>

CONGRESS

# ESPU

19-22 APRIL 2023

• *Lisbon* •

PORTUGAL

# Content

<b>WORD OF WELCOME</b>	<b>2</b>	S13: LAPAROSCOPY / ROBOTICS	50
<b>COMMITTEES</b>	<b>6</b>	S14: ADOLESCENT UROLOGY	52
<b>FLOOR PLAN</b>	<b>10</b>	S15: PUV	53
<b>GENERAL INFORMATION</b>	<b>11</b>	S16: ENDOUROLOGY	57
<b>MEDALS &amp; HONORARY MEMBERS</b>	<b>13</b>	T&T: TIPS & TRICKS	57
<b>2022 ESPU HONORARY MEMBER</b>	<b>14</b>	S17: TESTIS	58
<b>EXHIBITORS OF ESPU 2022</b>	<b>17</b>	S18: ENURESIS	62
<b>PROGRAMME AT A GLANCE</b>	<b>19</b>	S19: NEUROPATHIC BLADDER	63
<b>ESPU PROGRAMME SESSIONS</b>	<b>25</b>	S20: RENAL TRANSPLANTATION	64
S01: BASIC RESEARCH 1	25	S21: STONES 1	65
S02: CASE REPORTS	26	S22: STONES 2	66
S03: BASIC RESEARCH 2	29	S23: MISCELLANEOUS	67
HS: HISTORY SESSION	31	<b>ESPU-NURSES PROGRAMME</b>	<b>70</b>
S04: VESICoureTERAL REFLUX	32	SN1: NEUROPATHIC BLADDER	70
S05: OBSTRUCTION & HYDRONEPHROSIS	34	SN2: FUNCTIONAL VOIDING DISORDERS	71
S06: LOWER URINARY TRACT	36	SN3: MISCELLANEOUS	73
S07: HYPOSPADIAS 1	38	SN4: POSTERS SESSION	74
S08: HYPOSPADIAS 2	40	<b>POSTER WITHOUT PRESENTATION (ON APP AND WEBSITE)</b>	<b>75</b>
MWC: MY WORST COMPLICATION	42	<b>VIDEO DISPLAY (ON APP AND WEBSITE) WITHOUT PRESENTATION</b>	<b>77</b>
S09: GENITALIA	43		
S10: FUNCTIONAL VOIDING DISORDERS	46		
S11: EXSTROPHY-EPISPADIAS COMPLEX	47		
S12: DSD	48		

# Word of Welcome

Dear Colleagues,

I am pleased and honoured to welcome you in Ghent to the 32<sup>nd</sup> Annual Meeting of the European Society of Paediatric Urology.



It will be the first live meeting after two depressing years of pandemics that have changed our lives and our habits. Moreover we, as Europeans, are now tremendously suffering from a war that, after so many years of peace, is wounding our beloved continent.

Despite all, we are here again.

The European Society of Paediatric Urology has survived this period, it is stable and determined to pursue its missions: Promotion of Paediatric Urology, education of our younger Colleagues and widespread diffusion of the best practices in our field.

This difficult period has been brilliantly overcome thanks to the efforts and relentless work of my predecessor Prof. Henri Lottman and of the whole Board that I wish to thank for their excellent work in such hard times.

I am sure that this Congress will be successful and I want to congratulate with all those who contributed with their tremendous efforts to its realization: Our congress chair Prof. Piet Hoebeke, Scientific Secretary Prof. Pedro Lopez Pereira, the whole ESPU Board and all of our administration team.

We are also in debt to those colleagues, who in different roles helped us in the organization of the Congress.

I hope that you will enjoy the beautiful medieval town of Ghent, the numerous social events and the interesting scientific program.

I look forward to welcome all of you in Ghent.

Warm regards;

A handwritten signature in blue ink, which reads "Emilio Merlini". The signature is fluid and cursive, written in a professional style.

**Emilio Merlini**  
ESPU President



Dear Colleagues and Friends,

It is a great honour for me, on behalf of the Ghent team of pediatric urologists, to welcome you as local organizers to the 32<sup>nd</sup> Annual Meeting of the ESPU.



For more than two years, due to the known pandemic situation, we had to miss the physical meeting with each other. Therefore, I think we are all looking forward to turning this first physical meeting since the pandemic into a big party of friends. Of course, we will continue the tradition of transferring scientific knowledge with a strong scientific programme, but at the same time, we will turn it into a social gathering where we can once again meet and greet each other physically.

Ghent is an ideal location for this. This medieval city has a rich history and the heritage that still bears witness to it can be viewed throughout the city.

We provide a social programme at various original locations in the city and will spoil you with culinary delights for which Belgium has an excellent reputation. And of course, beer and chocolate will not be forgotten.

So, a warm welcome to everyone and we are looking forward to being your hosts for a few days.

Warm greetings;

A handwritten signature in blue ink, consisting of several overlapping, fluid loops and strokes, characteristic of a cursive or semi-cursive style.

**Piet Hoebeke**  
Congress Chair



# How to Install The Guidebook?

As you know we are taking further steps in going green and will not have poster displays this year. Hence the app Guidebook has even more features this year. You can see the e-posters, videos, programme and more in the app.

Here is how you get access to the Guidebook app both for android and ios devices:

1.


If Guidebook app is not already installed on your device, please visit the following address on your device:

<https://congress2022.espu.org/app>

ELSE, PROCEED TO STEP 3

2.

Install Guidebook app for iPhone/iPad or Android



3.

Launch Guidebook app and enter passphrase:

**ghent22**

or scan this QR Code from the Guidebook app



## Notes:

- If you just search for ESPU in Guidebook app, you may not find it since access is restricted by a passphrase it is hidden in search results.




# 32<sup>ND</sup> CONGRESS OF ESPU

Ghent  
Belgium



June 8  
2022

Wednesday



You are invited to the

## WELCOME RECEPTION

### at 'T Kuipke

With special participation of  
**De Zondagsrijders**

🕒 19:00 - 21:00

📍 'T Kuipke

Familie van Rysselbergheedreef 2, Citadelpark  
Walking distance from the ICC-please follow the signs

Deflux<sup>®</sup>

Sponsored by Palette Sciences

# Committees

## ESPU BOARD

<b>President</b>	Emilio Mertini (Italy)
<b>President-Elect</b>	Serdar Tekgül (Turkey)
<b>Secretary</b>	Ram Subramaniam (UK)
<b>Treasurer</b>	Piet Hoebeke (Belgium)
<b>Members</b>	Pedro Lopez Perreira (Scientific Secretary) (Spain) Katja Wolffenbuttel (Netherlands) Marco Castagnetti (Italy) Marc-David Leclair (France)

## ESPU-N BOARD

<b>President</b>	Jens Larsson (Sweden) Lynne Bartlett (UK)
<b>Secretary</b>	Babett Jatzkowski (Sweden)
<b>Treasurer</b>	Louiza Dale (UK)
<b>Members</b>	Karen Kwak (Netherlands) Alexandra Vermandel (Belgium)

## ESPU 2022 Scientific Committee Members

<b>Pedro Lopez Perreira</b>	ESPU Scientific Secretary
<b>Gundela Holmdahl</b>	EC Chair
<b>Magdalena Fossum</b>	RC Chair
<b>Marco Castagnetti</b>	ESPU Board
<b>Marc-David Leclair</b>	ESPU Board
<b>Anne Françoise Spinoit</b>	Belgium

## Online reviewers for "Clinical" abstracts

### Group 1

<b>Marc-David Leclair</b>	France
<b>Anna Bujons</b>	Spain
<b>Berk Burgu</b>	Turkey
<b>Raimund Stein</b>	Germany
<b>Haytham Badawy</b>	Egypt
<b>Sajid Sultan</b>	Pakistan

### Group 2

<b>Gundela Holmdahl</b>	SW
<b>Anne Francoise Spinoit</b>	France
<b>Simona Gerocarni Nappo</b>	Italy
<b>Ashraf Hafez</b>	Egypt
<b>Pedro-Jose Lopez</b>	Chile
<b>Naima Smeulders</b>	UK

### Group 3

<b>Erik Van Laecke</b>	BEL
<b>Yazan Rawashdeh</b>	DEN
<b>Josef Oswald</b>	AUS
<b>Raimondo Maximilian Cervellione</b>	UK
<b>Martina Frech</b>	SW
<b>Rosa Romero</b>	Spain

### Group 4

<b>Anju Goyal</b>	UK
<b>Alexander Springer</b>	Austria
<b>Rosalia Misseri</b>	USA
<b>Thomas Blanc</b>	France
<b>Pablo Corbetta</b>	Argentina
<b>Yves Heloury</b>	Australia

### Group 5

<b>Rafal Chrzan</b>	PL
<b>Marcel Drlik</b>	CZ
<b>Antonio Macedo</b>	Brazil
<b>Abraham Cherian</b>	UK
<b>Jean Paul Capolicchio</b>	Canada
<b>Seppo Taskinen</b>	Finland

### Group 6

<b>Matthieu Peycelon</b>	France
<b>Alfredo Berrettini</b>	Italy
<b>Mark Cain</b>	USA
<b>Haluk Emir</b>	Turkey
<b>Aurore Bouty</b>	France
<b>Anette Schröder</b>	Germany

## Online reviewers for "Basic Science" abstracts

<b>Marco Castagnetti</b>	Italy
<b>Magdalena Fossum</b>	Denmark
<b>Darius Bagli</b>	Canada
<b>Nicolas Kalfa</b>	France
<b>Luke Harper</b>	France
<b>Goedele Beckers</b>	Netherlands
<b>Martin Kaefer</b>	USA
<b>Kathy Herbst</b>	USA

## Online reviewers for "Video" abstracts

### Group 1

<b>Alaa El Ghoneimi</b>	France
<b>Ciro Esposito</b>	Italy
<b>Alex Turner</b>	UK

### Group 2

<b>Pedro Lopez Pereira</b>	Spain
<b>Mohan Gundeti</b>	USA
<b>Maximo Garriboli</b>	UK



## ESPU Educational Committee Members

<b>Chair</b>	<b>Gundela Holmdahl</b>	Sweden
	<b>Anna Bujons</b>	Spain
	<b>Alfredo Berrettini</b>	Italy
	<b>Rafal Chrzan</b>	Poland
	<b>Anju Goyal</b>	UK
	<b>Yazan Rawashdeh</b>	Denmark
	<b>Erik Van Laecke</b>	Belgium
	<b>Marcel Drlik</b>	Czech
	<b>Parviz Hajiyev</b>	Aze, TR
	<b>Matthieu Peycelon</b>	France
	<b>Alexander Springer</b>	Austria

## ESPU Research Committee Members

<b>Chair</b>	<b>Magdalena Fossum</b>	Denmark
<b>Co-Chair</b>	<b>Nicolas Kalfa</b>	France
	<b>Darius Bagli</b>	Canada
	<b>Goedele Beckers</b>	Belgium
	<b>Luke Harper</b>	France
	<b>Massimo Garriboli</b>	UK
	<b>Kathy Herbst</b>	USA
	<b>Martin Kaefer</b>	USA
	<b>Caleb Nelson</b>	USA
	<b>Anka Nieuwhof-Leppink</b>	NL

Coming soon!



## **WEBBOOK UROTHERAPY: A CASE BASED APPROACH**

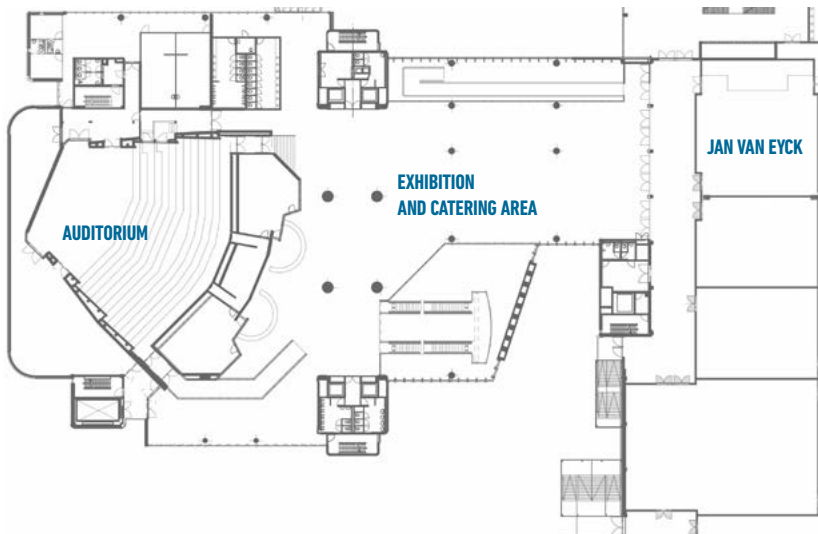
Developing your Urotherapy skills.

*This book helps you to learn and perfect practical skills required for those who perform Urotherapy.*

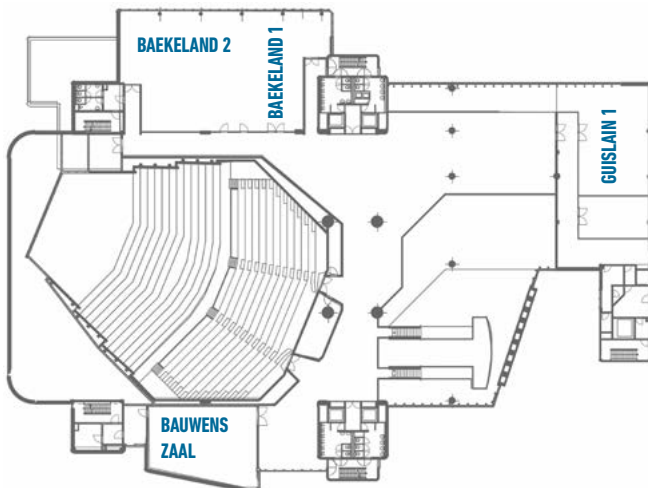


# Floor Plan

## 1<sup>st</sup> FLOOR



## 2<sup>nd</sup> FLOOR



# General Information

The Congress is credited with 25 points.

## Abstract e-book

You may pick them up at the Registration.

## Certificates

Certificate of Participation and Presentation will be sent to you via e-mail, once you fill out the 'Evaluation Form' that will be sent to you after the Congress; again via e-mail.

Please check the e-mail address that you have submitted during the registration.

## Commercial

All kinds of commercial activity is prohibited during the ESPU Congress.

## Congress Dinner

Friday June 10<sup>th</sup> 2022 – 19:30

Oude Vismijn

Rekelingestraat 5, 9000 Ghent, Belgium

## Congress Venue

ICC (International Convention Center) Ghent.

## Currency

Belgium is a member of the European Union (EU). Euro is the currency used in Belgium.

## Exhibition

The Exhibition for the 32<sup>nd</sup> Annual Congress of ESPU will be held in Minnesplein of the Congress Center.

### Exhibition opening hours

Wednesday June 8<sup>th</sup> of April 15:00–18:30

Thursday June 9<sup>th</sup> of April 09:30–18:30

Friday 10<sup>th</sup> April 09:30–16:30

\* Please note that all exhibitors should be in their booth 30 minutes before the official opening hour.

## GUM

Ghent University Museum has a great exhibition on Phallus

<https://www.gum.gent/en>.

ESPU Delegates could visit on Thursday 9<sup>th</sup> between 5:30–10 pm.

The free museum vouchers can be redeemed at the registration desk.

## Language

The official language of the Conference will be English.

## Prizes

Prizes are given every year for 'best presentation', 'best video', 'best poster', 'best basic science'. You can see the shortlisted abstracts in the book.

## Registration Opening Hours

**Registration desks will be open on the following dates:**

Wednesday 8<sup>th</sup> June 2022: 9:30

Thursday 9<sup>th</sup> June 2022: 7:00

Friday 10<sup>th</sup> June 2022: 7:00

Saturday 11<sup>th</sup> June 2022: 7:30

## Congress Dates

8–11 June 2022.

## E-posters

E-Posters will be available on the website

(<https://congress2022.espu.org/e-posters>) and the app.

## Web site

<https://congress2022.espu.org/>

## Welcome reception

Wednesday June 8<sup>th</sup> of June 19:00–21:00

(Following the Opening of the Congress)

\*T Kuipke (Citadelpark)

Please follow the signs from ICC

# UrPedia

Your encyclopedia for paediatric urology!

Now available in English, Spanish, and Portuguese at: [www.urpedia.org](http://www.urpedia.org)





# Medals & Honorary Members

## ESPU Honorary Members

Honorary members are members of ESPU who have given a distinguished service to the society and the speciality. They are nominated and appointed by the Board upon approval of general assembly. They receive a medal and framed certificate with the logo of the ESPU and the following inscription 'ESPU Honorary Member "year"':

Honorary members become 'Members for Life'. They are entitled to all regular activities of the Society.

Annual Meeting Amsterdam, The Netherlands	1990	David Innes WILLIAMS
Annual Meeting Beaume, France	1991	Jean CENDRON
Annual Meeting Cambridge, United Kingdom	1992	Herbert JOHNSTON
Annual Meeting Götenburg, Sweden	1994	Jean SMELLIE
Annual Meeting Toledo, Spain	1995	Sami ARAP
Annual Meeting London, United Kingdom	1996	J. COHEN
Annual Meeting Rome, Italy	1997	Francesco PAGANO
Annual Meeting Salzburg, Austria	1998	Marcel BETTEX
Annual Meeting Tours, France	2000	Barry O'DONNELL
Annual Meeting Tours, France	2000	Robert JEFFS
Annual Meeting Budapest, Hungary	2002	József TÓT
Annual Meeting Madrid, Spain	2003	Gonzalez RICARDO
Annual Meeting Regensburg, Germany	2004	Hermann MILDENBERGER
Annual Meeting Regensburg, Germany	2004	Alfred SIGEL
Annual Meeting Uppsala, Sweden	2005	Gunnar GROTHE
Annual Meeting Athens, Greece	2006	Philip ANDROULAKAKIS
Annual Meeting Brugge, Belgium	2007	David FRANK
Annual Meeting Nice, France	2008	Irene QESCH-HAYWARD
Annual Meeting Amsterdam, The Netherlands	2009	R.J. SCHOLTMEIJER
Annual Meeting Antalya, Turkey	2010	P. RANSLEY
Annual Meeting Copenhagen, Denmark	2011	E. JAUREGUIZAR
Annual Meeting Zurich, Switzerland	2012	Ulla SILLEN
Annual Meeting Genoa, Italy	2013	Paolo CAIONE
Annual Meeting Innsbruck, Austria	2014	Marcus RICCABONA
Annual Meeting Prague, Czech Republic	2015	Göran LÄCKGREN
Annual Meeting Harrogate, United Kingdom	2016	Padraig MALONE and David THOMAS
Annual Meeting Barcelona, Spain	2017	José Maria GARAT BARREDO
Annual Meeting Helsinki, Finland	2018	Jens Christian DJURHUUS
Annual Meeting Lyon, France	2019	Paul MITROFANOFF and Robert WHITAKER

# 2022 ESPU Honorary Member

## Rien JM Nijman

**He was born in 1952, is married to Francien, has four children and 8 grandchildren (and one on the way).**



He was educated at the University of Groningen, qualifying in Medicine in 1978. Before starting his urological training, he worked in the Department of Anatomy of the same University. Following 3 years training in General Surgery, he continued his urological training in the Academic Hospital in Groningen. In 1987 he was appointed in the Sophia Children's Hospital in Rotterdam to be trained in Pediatric Urology by Professor Roel Scholtmeijer. In the same year he completed his PhD thesis on sexual and gonadal function in patients with a testicular tumor. Following a fellowship in Pediatric Urology at the Brady Urological Institute, Johns Hopkins Hospital, he succeeded Roel Scholtmeijer as head of Pediatric Urology in 1992. In 2002 he was appointed full professor and head of the department of Urology of the University Medical Center in Groningen, where he continued working as a pediatric urologist until his retirement in 2018. At present he works in several hospitals both in Holland and Belgium as well as in Tanzania (KCMC – Moshi) to continue promoting Pediatric Urology both clinically and by teaching.

In 1988, together with Roel Scholtmeijer the idea came up to start a European Society of Pediatric Urology. Initially the EAU was approached to accommodate a special section of Pediatric Urology, but this initiative was flatly turned down. Together with Patrick Duffy, Pierre Mouriquand and Jos de Vries the ESPU was born in 1989: The first annual meeting was organized in Amsterdam in 1990 (financially supported by the EAU). Nijman became the Treasurer of the ESPU in 1994 until 2000 and the President from 2008 until 2010 and has played an important role in the development of the Society as it is today.

Following his appointment in Rotterdam he became actively involved in the creation of the European Board of Urology (EBU). Together with Professor Fritz Schröder he organized the first Urology Board Examination in 1992 in Genoa. In 1995 the first annual European Course in Urology was organized. For 8 years he organized this course in Rome with Professor Walter Artibani. In 2003 the course was taken over by the ESU (European School of Urology as part of the educational program of the EAU). He was chairman of the Examination Committee (8 years), the Education Committee (5 years) and the Accreditation Committee (5 years) of the EBU. Between 2004 and 2006 he was President of EBU.

To further promote pediatric urology and to harmonize the training in Europe the ESPU sought collaboration with the European Boards of Pediatric Surgery and Urology (both under the UEMS) and in 2002 the Multidisciplinary Joint Committee of Paediatric Urology was created: Training in Pediatric Urology was defined (2 years) and both pediatric surgeons and urologists could be trained and recognized as pediatric urologists.

For almost 15 years he was part of the Pediatric Guidelines Committee, an initiative of the EAU, but in collaboration with ESPU.

He also served on the Board of the EAU as chairman of the EU-ACME committee: a combined committee of EBU and EAU facilitating and coordinating all CME activities, including those of ESPU members.

At present he is acting as examiner for the EBU and the ESPU.

He has written 187 papers, 3 books and 39 book chapters on a variety of topics such as incontinence, neurogenic bladder in Spina Bifida, megaureter, reflux, posterior valves and hypospadias.

## John Duckett Lecture

Each year ESPU board decides on a Lecturer for the Duckett Lecture named after the famous Paediatric Urologist John Duckett to recognize his contribution to increasing the collaboration between two continents in the field of Paediatric Urology. Traditionally an American and a European give the lecture in alternate years.

### Past Duckett Lecturers

SALZBURG	1998	Philip Ransley
TOURS	2000	Christopher Woodhouse
AARHUS	2001	Pierre Mouriquand
MADRID	2003	Ricardo Gonzales
REGENSBURG	2004	Michael Freeman
UPSALA	2005	Michael Mitchell
ATHENS	2006	Phillip G Ransley
BRUGGE	2007	Laurence Baskin
NICE	2008	Anthony Atala
AMSTERDAM	2009	David Thomas
ANTALYA	2010	Michael Ritchey
COPENHAGEN	2011	Ulla Sillen
ZURICH	2012	Craig Peters
GENOA	2013	Chris Woodhouse
INNSBRUCK	2014	Doug Canning
PRAGUE	2015	David Frank
HARROGATE	2016	Richard Rink
BARCELONA	2017	Margaret Baka-Ostrowska
HELSINKI	2018	Barry Kogan
LYON	2019	Yves Heloury

# Exhibitors of ESPU 2022

**Palette Life Sciences**

---

**Ferring**

---

**Minze**

---

**Istem Medical**

---

**Wellspect**

---

**Laborie**

---

**Karl Storz**

---





# PEDIATRIC UROLOGY **2022 FALL CONGRESS**

OCTOBER 20-23 • JW MARRIOTT, LAS VEGAS

Sponsored by  
Societies for Pediatric Urology  
in collaboration with  
AAP Section on Urology, ICCS,  
SFU, ESPU, AAPU.



# Programme at a Glance

Wednesday 8<sup>th</sup>, June 2022

Wednesday 8 <sup>th</sup> , June 2022		Parallel sessions
Opening of the Registration Desk		
AUDITORIUM		
9:30	Opening of the Registration Desk	
12:30	13:15 <b>Research Committee Session: Epigenetics beyond genetics</b> M. Fossum, M. Kaefer, N. Kalfa	
13:15	14:10 <b>S1: BASIC RESEARCH 1</b> Moderators: Nicolas Kalfa (France), Martin Kaefer (USA)	
14:10	15:00 <b>S2: CASE REPORTS</b> Moderators: Marco Castagnetti (Italy), Rafal Chrzastan (Poland)	
15:00	15:20 Coffee Break	
15:20	15:50 <b>Lecture Basic Science</b> Introduced by Magdalene Fossum (Denmark) <b>'Precision Medicine – What's in it for us?'</b> Anna Lindstrand (Sweden), Ann Nordgren (Sweden)	15:20 16:50 <b>Industry Sponsored Workshop</b> Case Studies on Enuresis
15:50	16:40 <b>S3: BASIC RESEARCH 2</b> Moderators: Caleb Nelson (USA), Luke Harper (France)	
16:40	18:15 <b>SH: HISTORY SESSION</b> Moderator: Cenk Büyükdinal (Turkey)	17:00 18:15 <b>Industry Sponsored Lecture</b> <b>Bulking agents as treatment for vesico-ureteral reflux in children:</b> International experts discuss indications and results (Mandatory who will attend the workshop on Thursday)
18:15	19:00 <b>Opening Ceremony</b>	
19:00	21:00 <b>Welcome Reception</b>	

# Thursday 9<sup>th</sup>, June 2022

## Thursday 9<sup>th</sup>, June 2022

7:00		Opening of registration desk		Parallel sessions	
		AUDITORIUM			
7:15	8:15	<b>Validated questionnaires: What they are, how to use them and some common myths</b> Konrad Szymanski (USA), introduced by Luke Harper (France)			
8:15	8:20	<b>Opening Remarks</b>			
8:20	9:15	<b>S4: VESICOURTERAL REFLUX</b> Moderators: Anju Goyal (UK), Yazan Rawashdeh (Denmark)			
9:15	10:10	<b>S5: OBSTRUCTION &amp; HYDRONEPHROSIS-1</b> Moderators: Elizabeth Yerkes (USA), Alfredo Berrettini (Italy)			
10:10	10:20	<b>Highlights of Basic Research Sessions</b> Sibal Tiryaki (YPU)			
10:20	10:40		Coffee Break		
10:40	11:25	<b>S6: LOWER URINARY TRACT</b> Moderators: Ellen Vandamme (Belgium), Marcel Driik (Czech Republic)	10:40	15:50	ROOM BAEKELAND 1 <b>Sponsored Workshop</b> <b>VUR Endoscopic Treatment</b> (You need to sign up for the workshop)
11:25	12:10	<b>Panel ESPU-EAU: Hypospadias</b> Moderator: Piet Hoebeke (Belgium)			
12:10	13:20	<b>S7: HYPOSPADIAS I</b> Moderators: Anne Françoise Spinnot (Belgium), Alexander Springer (Austria)			
13:20	14:20		Lunch		
14:20	14:30	<b>ERN Update</b> Wouter Feitz (Netherlands)	10:40	15:50	ROOM BAEKELAND 1 <b>Sponsored Workshop</b> <b>VUR Endoscopic Treatment</b> (You need to sign up for the workshop)
14:30	15:40	<b>S8: HYPOSPADIAS II</b> Moderators: Anthony Herridon (USA), Barbara Ludwikowski (Germany)			
15:40	16:00	<b>Local Lecture:</b> Pieter De Backer (Belgium) <b>Surgery 4.0: The impact of A.I. on the future of surgery</b> Introduced by Piet Hoebeke (Belgium)	15:00	16:00	ROOM JAN VAN EYCK <b>Industry sponsored Workshop</b> <b>Getting the most out of Paediatric Uroynamics</b> Speakers: Eskinder Solomon and Massimo Garriboli
16:00	16:20		Coffee Break		
16:20	16:55	<b>Special Session: MY WORST COMPLICATION</b> Moderator: Henri Lotimann (France)			
16:55	17:40	<b>S9: GENITALIA</b> Moderators: Anja Lingnau (Germany), Raimondo Cervellione (UK)	17:00	17:45	ROOM JAN VAN EYCK <b>Research Committee Session: Managing regression</b> K. Herbst (USA), A. Nieuwhof-Leppink (Netherlands), M. Garriboli (UK)
17:40	19:10	<b>Key Note Lecture EURESIS-Industry Sponsored Symposium</b>			

# Friday 10<sup>th</sup>, June 2022

Friday 10 <sup>th</sup> , June 2022	
Opening of Registration Desk	
AUDITORIUM	
7:00	
7:15	<p><b>Educational session:</b></p> <p><b>Duplex management – The minimalist versus radicalist</b></p> <p>Anju Goyal (UK), Erik Van Laecke (Belgium)            Moderator: Yazan Rawashdeh (Denmark)</p>
8:00	<p><b>Highlights on Previous Day Programme</b></p> <p>Tudor Enache (Romania)</p>
8:10	<p><b>S10: FUNCTIONAL VOIDING DISORDERS</b></p> <p>Moderators: Gundela Holmdahl (Sweden), Kathy Herbst (USA)</p>
8:40	<p><b>S11: EXSTROPHY-EPISADIAS COMPLEX</b></p> <p>Moderators: Marc-David Leclair (France), Mark Cain (USA)</p>
9:30	Coffee Break
9:50	<p><b>Lecture on DSD</b></p> <p><b>Genetics of DSD: Challenges and Perspectives</b></p> <p>Kenneth McElreavey (France)</p>
10:10	<p><b>Panel: DSD</b></p> <p>Moderator: Ram Subramanian (UK)</p> <p><b>Early surgery in CAH: Past, Present, Future?</b></p> <p>Kajia Wolfenbuttel (NL), Pat McKenna (USA), Marline Cools (Belgium),            Dina Matus (USA), Amy Wisniewski (USA), Jess (UK)</p>
11:10	<p><b>S12: DSD</b></p> <p>Moderators: Kajia Wolfenbuttel (Netherlands),            Martina Frech-Doerfler (Switzerland)</p>
11:45	<p><b>POINT &amp; COUNTER POINT (ESPU-EUPSA)</b></p> <p><b>Detrusorctomy vs Bladder Augmentation</b></p> <p>Salvatore Cascio (Ireland), Raimund Stein (Germany)            Moderator: Henri Lottmann (France)</p>
12:05	<p><b>John Duckett Lecture:</b></p> <p>Patrick McKenna (USA)            Introduced by Emilio Merlini (Italy)</p>
12:25	<b>6A</b>
12:25	Lunch

# Friday 10<sup>th</sup>, June 2022

## Friday 10<sup>th</sup>, June 2022

AUDITORIUM		Parallel sessions	
13:25	14:20		
	14:20	<p><b>S13: LAPAROSCOPY &amp; ROBOTICS</b> Moderators: Mohan Gundeti (USA), Ciro Esposito (Italy)</p> <p><b>S14: ADOLESCENT UROLOGY</b> Moderators: Rosalia Misseri (USA), Radim Kocvara (Czech Republic)</p> <p><b>S15: PUV</b> Moderators: Alaa El Ghoneimi (France), Massimo Garriboli (UK)</p>	<p>ROOM JAN VAN EYCK</p> <p><b>YPUC SESSION</b> <b>FEAPU Exam. Tips &amp; Tricks (Rianne Lammers)</b> <b>URETHRAL TRAUJMA IN CHILDREN</b> Rianne Lammers, Mieke Waterschoot, Vladimir Orlov, Sibel Tiryaki</p>
16:10	16:30	Coffee break	
16:30	17:05	<p><b>S16: ENDOUROLOGY</b> Moderators: Berk Burgu (Turkey), Sharjeel Saultat (Pakistan)</p>	<p><b>JPU – ESPU RESEARCH COMMITTEE JOINT SESSION</b> <b>HOW I REVIEW A PAPER</b> Presenters: Anthony Caldamone and Anthony Herndon (USA)</p>
17:05	17:40	<p><b>Special Session</b> <b>TIPS &amp; TRICKS</b> Moderator: Gianantonio Manzoni (Italy)</p>	
17:40	18:25	<p><b>S17: TESTIS</b> Moderators: Annette Schröder (Germany), Mathieu Peycelon (France)</p>	
19:30		Congress Dinner	



# Saturday 11<sup>th</sup>, June 2022

## Saturday 11<sup>th</sup>, June 2022

Opening of Registration Desk	
AUDITORIUM	
7:30	
7:50	8:00
<b>Highlights on Previous Day Programme</b>	
Mahmoud Marei (Egypt)	
8:00	8:30
<b>S18: ENURESIS</b>	
Moderators: Simona Genocarni Nappo (Italy), Erik Van Laecke (Belgium)	
8:30	9:25
<b>S19: NEUROPATHIC BLADDER</b>	
Moderators: Giovanni Mosiello (Italy), Antonio Macedo (Brasil)	
9:25	9:45
Coffee break	
9:45	10:15
<b>S20: REMAL TRANSPLANT</b>	
Moderators: Saif-Abu Ulmer (Pakistan), Anna Bujons (Spain)	
10:15	10:55
<b>S21: STONES I</b>	
Moderators: Naima Smeulders (UK), Sajid Sultan (Pakistan)	
10:55	11:35
<b>S22: STONES II</b>	
Moderators: Haluk Emir (Turkey), Serdar Itekküü (Turkey)	
11:35	12:40
<b>S23: MISCELLANEOUS</b>	
Moderators: Rosa Romero (UK), Alex Turner (UK)	
12:40	13:00
<b>Prizes and Closure</b>	



# Annual Congress of International Children's Continence Society 2022

**December 2-4, 2022**

**Taipei Tzu Chi Hospital  
New Taipei, Taiwan**

**<http://www.2022iccs.org>**



**Abstract submission deadline  
August 10, 2022.**



# ESPU Programme Sessions

Wednesday 8, June 2022

12:30–13:15

## Research Committee Session: "Epigenetics beyond genetics"

M. Fossum (Sweden), M. Kaefer (USA), N. Kalfa (France)

13:15–14:10

## S01: BASIC RESEARCH 1

Moderators: Nicolas Kalfa (France), Martin Kaefer (USA)

13:15–13:18 S01-1 (OP)

### MECHANISMS OF PODOCYTE DAMAGE IN ALPORT SYNDROME

Astgik PETROSYAN<sup>1</sup>, Paola AGUIARI<sup>1</sup>, Charmi DEDHIA<sup>1</sup>, Xiaogang HOU<sup>1</sup>, Jeremy CLAIR<sup>2</sup>, Yi HUANG<sup>3</sup>, Eun Ji CHUNG<sup>3</sup>, Roger DE FILIPPO<sup>1</sup>, Stefano DA SACCO<sup>1</sup> and Laura PERIN<sup>1</sup>

1 Children's Hospital Los Angeles, Urology, Los Angeles, USA

2 PNNL, Richland, USA

3 University of Southern California, Los Angeles, USA

13:18–13:21 S01-2 (OP)

### A NOVEL ROLE FOR COMPLEMENT IN MEMBRANOUS NEPHROPATHY

Qi ZHANG<sup>1</sup>, Kelly BUDGE<sup>2</sup>, Astgik PETROSYAN<sup>1</sup>, Paola AGUIARI<sup>1</sup>, Roger DE FILIPPO<sup>1</sup>, Laura PERIN<sup>1</sup>, Paolo CRAVEDI<sup>2</sup> and Stefano DA SACCO<sup>1</sup>

1 Children's Hospital Los Angeles, Urology, Los Angeles, USA

2 Mount Sinai, Nephrology, New York, USA

13:21–13:24 S01-3 (OP)

### ESTABLISHMENT AND PHENOTYPIC CHARACTERIZATION OF A CHINESE MODEL OF PRIMARY HYPEROXALURIA TYPE 3 HOTSPOT MUTATION

Yucheng GE, Wenying WANG, Ruichao ZHAN, Yukun LIU, Chen NING, Jun LI, Jun LI and Ye TIAN

Beijing Friendship Hospital, Capital Medical University, Urology, Beijing, CHINA

13:24–13:27 S01-4 (OP)

### URINARY METABOLOMICS PROFILE IN CHILDREN WITH URETEROPELVIC JUNCTION OBSTRUCTION

Roberto LOPES<sup>1</sup>, Lucas Henrique SILVA<sup>2</sup>, Marcos MELLO<sup>1</sup>, Francisco DÉNES<sup>1</sup>, Lydia YAMAGUCHI<sup>2</sup>, Massuo KATO<sup>2</sup> and Marina TAVARES<sup>2</sup>

1 Pediatric Urology Unit, Hospital das Clínicas, Faculdade de Medicina da Universidade de São Paulo, Urology, São Paulo, BRAZIL

2 Instituto de Química, Universidade de São Paulo, Chemistry, São Paulo, BRAZIL

13:27–13:42 Discussion

13:42–13:45 **S01-5 (OP)**

## **ROLE OF EZH2 IN KCNB2 REGULATION IN SMOOTH MUSCLE CELLS AND CHRONIC OBSTRUCTIVE BLADDER DISEASE (COBD)**

*Martin SIDLER*<sup>1</sup>, *Kj AITKEN*<sup>2</sup>, *A. SCHROEDER*<sup>3</sup>, *Priyank YADAV*<sup>2</sup>, *Rosanna WEKSBERG*<sup>3</sup> and *Darius BAGLI*<sup>2</sup>

- 1 Hospital for Sick Children, Toronto, Ontario, CANADA & Klinikum Stuttgart, Paediatric and Neonatal Surgery, Stuttgart, GERMANY
- 2 Hospital for Sick Children, Toronto, CANADA
- 3 Klinik und Poliklinik für Urologie und Kinderurologie, University Medical Center, Mainz, GERMANY & Hospital for Sick Children, Toronto, CANADA

13:45–13:48 **S01-6 (OP)**

## **IN OVO MODEL SHOWING HIGH ANGIOGENESIS POTENTIAL OF ELECTRO SPUN CHITOSAN BASED MULTILAYERED SCAFFOLD FOR URETHRAL REPAIR**

*Tariq Osman ABBAS*<sup>1</sup>, *Aisha ALHALABI*<sup>2</sup>, *Mohammed HASSAN*<sup>2</sup>, *Huseyin YALCIN*<sup>3</sup> and *Cristian PABLO PENNISI*<sup>4</sup>

- 1 Sidra Medicine, Aalborg University, Urology, Doha, QATAR
- 2 Qatar University, Centre for Advanced Materials, Doha, QATAR
- 3 Qatar University, Biomedical Research Centre, Doha, QATAR
- 4 Aalborg University, Regenerative Medicine Research Group, Department of Health Science and Technology, Aalborg, DENMARK

13:48–13:51 **S01-7 (OP)**

## **GENOME-WIDE EPIGENETIC CHANGES IN PATIENTS WITH VARYING SEVERITY OF HYPOSPADIAS**

*Martin KAEFER*<sup>1</sup>, *Paul WINCHESTER*<sup>2</sup>, *Millissia BEN MAAMAR*<sup>3</sup>, *Daniel BECK*<sup>3</sup>, *Eric NILSSON*<sup>3</sup>, *Rosalina MISSERI*<sup>1</sup>, *Benjamin WHITTAM*<sup>1</sup>, *Richard RINK*<sup>1</sup> and *Michael SKINNER*<sup>3</sup>

- 1 Riley Hospital for Children, Pediatric Urology, Indianapolis, USA
- 2 Riley Hospital for Children, Neonatology, Indianapolis, USA
- 3 Washington State University, Reproductive Biology, Pullman, USA

13:51–13:54 **S01-8 (OP)**

## **★ EFFECT OF INTRAURETHRAL DEXPANTHENOL ON URETHRAL WOUND HEALING POST URETHROPLASTY: AN EXPERIMENTAL STUDY IN RATS**

*Mohamed HASSAAN*<sup>1</sup>, *Ahmed ELKASHEF*<sup>2</sup>, *Abdelwahab HASHEM*<sup>2</sup>, *Amira AWADALLA*<sup>3</sup>, *Nashwa BARAKAT*<sup>1</sup>, *Fathy EL-SEDDAWY*<sup>4</sup> and *Mahmoud ABDEL-MABOUD*<sup>4</sup>

- 1 Urology and Nephrology Center, Mansoura University, Egypt, Mansoura, EGYPT
- 2 Urology and Nephrology Center, Mansoura University, Egypt, Department of Urology, Mansoura, EGYPT
- 3 Center of Excellence for Genome and Cancer Research, Urology and Nephrology Center, Mansoura University, Egypt, Mansoura, EGYPT
- 4 Faculty of Veterinary Medicine, Zagazig University, Egypt, Department of General Surgery, Zagazig, EGYPT

13:54–14:10 **Discussion**

14:10–15:00

## **S02: CASE REPORTS**

**Moderators: Marco Castagnetti (Italy), Rafal Chrzan (Poland)**

14:10–14:12 **S02-1 (CP)**

## **URINARY TRACT INVOLVEMENT AS FIRST MANIFESTATION OF JUNCTIONAL EPIDERMOLYSIS BULLOSA**

*Marcello CARLUCCI*<sup>1</sup>, *Venusia FIORENZA*<sup>2</sup> and *Girolamo MATTIOLI*<sup>2</sup>

- 1 IRCCS G Gaslini Children Hospital, Pediatric Surgery Unit, Genova, ITALY
- 2 IRCCS Gaslini Children's Hospital, Pediatric Surgery, Genova, ITALY

14:12–14:14 S02-2 (CP)

### **PENILE RECONSTRUCTION WITH DERMAL GRAFT, SOLUTION FOR SERIOUS PENILE SKIN LOSS**

*Gökhan DEMIRTAŞ, Derya YAYLA, Süleyman TAĞCI, Bilge KARABULUT and Hüseyin Tuğrul TIRYAKI*

Ankara Bilkent City Hospital, Pediatric Urology, Ankara, TURKEY

14:14–14:16 S02-3 (CP)

### **NEOPLASTIC DEGENERATION OF BUCCAL MUCOSA GRAFT (BMG) USED FOR URETHROPLASTY; REPORT OF 2 CASES**

*Massimo CATTI<sup>1</sup>, Elisa CERCHIA<sup>2</sup>, Barbara TADINI<sup>2</sup>, Elisabetta TERUZZI<sup>2</sup>, Marco FALCONE<sup>3</sup>, Omidreza SEDIGH<sup>3</sup>, Paolo GONTERO<sup>3</sup> and Simona GEROCARNI NAPPO<sup>2</sup>*

1 OIRM Torino, Paediatric Urology, Torino, ITALY

2 Città della Scienza e della Salute, OIRM Torino, Paediatric Urology, Turin, ITALY

3 Città della Scienza e della Salute, OIRM Torino, Urology U, Turin, ITALY

14:16–14:18 S02-4 (CP)

### **ISCHEMIC PEDIATRIC PRIAPISM DUE TO LEUKOCYTOCLASTIC VASCULITIS ASSOCIATED WITH COVID-19 INFECTION: CASE REPORT**

*Nikica LESJAK<sup>1</sup>, Zoran BAHTIJAREVIC<sup>2</sup>, Fran STAMPALIJA<sup>1</sup> and Diana STIPIC<sup>1</sup>*

1 Children's Hospital Zagreb, Department of pediatric surgery, Division of pediatric urology, Zagreb, CROATIA

2 Klaićeva 16, Department of pediatric surgery, Division of pediatric urology, Zagreb, CROATIA

14:18–14:24 Discussion

14:24–14:26 S02-5 (CP)

### **MODIFIED TANAGHO FLAP IN CLASSIC BLADDER EXSTROPHY: NOVEL APPLICATION OF A TESTED TECHNIQUE**

*Tamir SHOLKLAPPER<sup>1</sup>, Hannah GUAN<sup>2</sup>, Chad CRIGGER<sup>2</sup>, Nora HANEY<sup>2</sup>, Thomas HARRIS<sup>2</sup> and John GEARHART<sup>2</sup>*

1 Johns Hopkins University, Robert D. Jeffs Division of Pediatric Urology, Brady Urological Institute, Baltimore, USA

2 Johns Hopkins Hospital, Robert D. Jeffs Division of Pediatric Urology, Brady Urological Institute, Baltimore, USA

14:26–14:28 S02-6 (CP)

### **URODYNAMICALLY PROVEN LOWER URINARY TRACT DYSFUNCTION IN CHILDREN AFTER COVID-19**

*İsmail SELVİ, M. İrfan DÖNMEZ, Orhan ZİYLAN and Tayfun OKTAR*

Istanbul University, İstanbul Faculty of Medicine, Department of Urology, Division of Pediatric Urology, Istanbul, TURKEY

14:28–14:30 S02-7 (CP)

### **LOWER URINARY TRACT SYMPTOMS (LUTS) IN CHILDREN: RARE PRESENTATION OF NEUROFIBROMATOSIS 1 (NF1)**

*Sadaf ABAUMER KODWAWALA<sup>1</sup>, Sajid SULTAN<sup>2</sup>, Bashir AHMED<sup>2</sup>, Philip G. RANSLEY<sup>2</sup> and Adeeb Ul Hassan RIZVI<sup>2</sup>*

1 Sindh Institute of Urology & Transplantation, Philip G. Ransley Department of Paediatric Urology, Karachi, PAKISTAN

2 SINDH INSTITUTE OF UROLOGY AND TRANSPLANTATION, PHILIP G.RANSLEY DEPARTMENT OF PAEDIATRIC UROLOGY, Karachi, PAKISTAN

14:30–14:32 **S02-8 (CP)**

### **INFLAMMATORY MYOFIBROBLASTIC TUMOR OF THE KIDNEY, A RARE BENIGN TUMOR IN CHILDREN: A CASE REPORT**

*Violen SCHMITZ*<sup>1</sup>, *Jeremy GLASNER*<sup>1</sup>, *Matthis SCHMID*<sup>1</sup>, *Viktoria Amanda PFEIFLE*<sup>1</sup> and *Mazen ZEINO*<sup>2</sup>

- 1 University of Bern; Inselspital Bern, Pediatric Urology, Bern, SWITZERLAND
- 2 Inselspital Universitätsspital Bern, Department of paediatric urology, Bern, SWITZERLAND

14:32–14:34 **S02-9 (CP)**

### **SPLENOGONADAL FUSION, A DEMANDING DIAGNOSIS MADE BY CONTRAST-ENHANCED ULTRASOUND (CEUS)**

*Zoran BAHTIJAREVIC*<sup>1</sup>, *Nikica LESJAK*<sup>2</sup>, *Diana STIPIĆ*<sup>3</sup>, *Fran STAMPALIJA*<sup>1</sup> and *Goran ROIC*<sup>4</sup>

- 1 Children's Hospital Zagreb, Department of pediatric surgery, Division of pediatric urology, Zagreb, CROATIA
- 2 Children's Hospital Zagreb, Department of pediatric surgery, Division for pediatric urology, Zagreb, CROATIA
- 3 Children's Hospital Zagreb, Department of pediatric surgery, Zagreb, CROATIA
- 4 Children's Hospital Zagreb, Department of pediatric radiology, Zagreb, CROATIA

14:34–14:42 **Discussion**

14:42–14:44 **S02-10 (CP)**

### **COMBINED OBSTRUCTION WITH POSTERIOR AND ANTERIOR URETHRAL VALVES IN A MALE NEONATE WITH A MULTICYSTIC DYSPLASTIC KIDNEY AND CONTRALATERAL ECTOPIC URETER**

*Osama SARHAN*<sup>1</sup>, *Abdulmohsin FADDAGH*<sup>2</sup>, *Helmy OMAR*<sup>2</sup> and *Fouad KAWAI*<sup>2</sup>

- 1 Mansoura Urology and Nephrology Center, Urology, Mansoura, EGYPT
- 2 King Fahad Specialist Hospital, Urology, Dammam, SAUDI ARABIA

14:44–14:46 **S02-11 (CP)**

### **HOW TO MANAGE ANURIC VALVE BLADDER**

*Bashir AHMED*<sup>1</sup>, *Sadaf ABA UMAR*<sup>2</sup>, *Sajid SULTAN*<sup>2</sup> and *Adib-Ul-Hassan RIZVI*<sup>2</sup>

- 1 Sindh Institute of Urology & transplantation, Philips G Ransley Department of Paediatric Urology, Karachi, PAKISTAN
- 2 Sindh Institute of Urology & transplantation, Philip G Ransley Department of Paediatric Urology, Karachi, PAKISTAN

14:46–14:48 **S02-12 (CP)**

### **PRESENTATION AND MANAGEMENT OF BENIGN URETERAL CYST AND VUJ STENOSIS**

*Arianna MARIOTTO*<sup>1</sup>, *Amit MANIYAR*<sup>2</sup> and *Anju GOYAL*<sup>1</sup>

- 1 Royal Manchester Children's Hospital, Manchester, UK, Department of Paediatric Urology, Manchester, UNITED KINGDOM
- 2 Royal Manchester Children's Hospital, Manchester, UK, Department of Paediatric Radiology, Manchester, UNITED KINGDOM

14:48–14:50 **S02-13 (CP)**

### **UNEXPECTED ACUTE SEVERE OLIGOHYDRAMNIOS IN A CASE OF CONGENITAL BILATERAL UPJ -OBSTRUCTION**

*Lien DOSSCHE*<sup>1</sup>, *Evelien SNAUWAERT*<sup>1</sup>, *Agnieszka PRYTULA*<sup>1</sup>, *Joke DEHOORNE*<sup>1</sup>, *Ann RAES*<sup>1</sup>, *Lieselot PEREMANS*<sup>1</sup>, *Noortje VAN OOSTRUM*<sup>2</sup>, *Caroline JAMAER*<sup>3</sup>, *Erik VAN LAECKE*<sup>3</sup>, *Anne-Françoise SPINOIT*<sup>3</sup> and *Johan VANDE WALLE*<sup>1</sup>

- 1 Ghent University Hospital, Pediatric Nephrology, Ghent, BELGIUM
- 2 Ghent University Hospital, Department of Gynaecology and Obstetrics, Ghent, BELGIUM
- 3 Ghent University Hospital, Department of Urology, Ghent, BELGIUM

14:50–14:52 **S02-14 (CP)**

## **A NOVEL MUTATION OF THE BARDET- BIEDL SYNDROME ASSOCIATED TO HYDROCOLPOS, A RARE CLINICAL PRESENTATION IN A NEWBORN**

*Maria Helena SIRCILI*<sup>1</sup>, *Rafael LOCH BATISTA*<sup>2</sup>, *Enoch Quindere DE SÁ BARRETO*<sup>3</sup>,  
*Solange PAIVA BUENO*<sup>4</sup>, *Anna Flávia FIGUEREDO BENEDETTI*<sup>2</sup>, *Sorahia DOMENICE*<sup>2</sup>, *Berenice BILHARINHO DE MENDONÇA*<sup>2</sup>  
and *Francisco TIBOR DENES*<sup>1</sup>

- 1 Hospital das Clinicas da Faculdade de Medicina da Universidade de São Paulo, Pediatric Urology, São Paulo, BRAZIL
- 2 Hospital das Clinicas da Faculdade de Medicina da Universidade de São Paulo, Endocrinology, São Paulo, BRAZIL
- 3 Hospital e Maternidade Dr Mario de Moraes Atenfelder Silva, Gynecology, São Paulo, BRAZIL
- 4 Hospital e Maternidade Dr Mario de Moraes Atenfelder Silva, Neonatology, São Paulo, BRAZIL

14:52–15:00 **Discussion**

15:00–15:20 **Coffee Break**

15:20–15:50

### **Lecture Basic Science**

*Introduced by Magdalena Fossum (Denmark)*

#### **'Precision Medicine – What's in it for us?'**

*Anna Lindstrand (Sweden), Ann Nordgren (Sweden)*

### **Parallel session:**

15:20–16:30

#### **Industry Sponsored Workshop – Room Jan Van Eyck**

*Case Studies on Enuresis*

15:50–16:40

## **S03: BASIC RESEARCH 2**

**Moderators: Caleb Nelson (USA), Luke Harper (France)**

15:50–15:52 **S03-1 (OP)**

### **★ MULTIMODAL ANALYSIS AND SPATIAL RESOLUTION OF WILMS TUMOR: THE ROLE OF NEPHROGENIC CANCER STEM CELLS**

*Astgik PETROSYAN, Paola AGUIARI, Valentina VILLANI, Roger DE FILIPPO, Stefano DA SACCO and Laura PERIN*  
Children's Hospital Los Angeles, Urology, Los Angeles, USA

15:52–15:54 **S03-2 (OP)**

### **SEXUAL DIMORPHIC IMPACTS OF SYSTEMIC VINCISTINE ON LOWER URINARY TRACT FUNCTION IN JUVENILE MICE**

*Nao IGUCHI*<sup>1</sup>, *Sarah HECHT*<sup>2</sup>, *Duncan WILCOX*<sup>3</sup>, *Anna MALYKHINA*<sup>1</sup> and *Nicholas COST*<sup>4</sup>

- 1 University of Colorado Denver, Surgery, Aurora, USA
- 2 Doernbecher Children's Hospital, Oregon Health & Science University, Pediatric Urology, Portland, USA
- 3 Children's Hospital Colorado, Surgery, Aurora, USA
- 4 Children's Hospital Colorado and University of Colorado Hospital, Surgery, Aurora, USA

15:54–15:56 **S03-3 (OP)**

### **★ DISCOVERING ANTI-FIBROTIC THERAPY FOR BLADDER DYSFUNCTION IN POSTERIOR URETHRAL VALVES**

*Kevin Xi CAO*<sup>1</sup>, *Maria KOLATSI-JOANNOU*<sup>1</sup>, *Navroop JOHAL*<sup>2</sup>, *Peter CUCKOW*<sup>3</sup>, *Paul WINYARD*<sup>1</sup>, *Chris FRY*<sup>3</sup> and *David LONG*<sup>1</sup>

- 1 UCL Great Ormond Street Institute of Child Health, Nephro-Urology, London, UNITED KINGDOM
- 2 Great Ormond Street Hospital for Children, Urology, London, UNITED KINGDOM
- 3 University of Bristol, Physiology, Bristol, UNITED KINGDOM

15:56–15:58 **S03-4 (OP)**

### **IS XENOTRANSPLANTATION A STEP TOO FAR FOR PRECLINICAL TISSUE ENGINEERING TRIALS?**

*Massimo GARRIBOLI*<sup>1</sup>, *Jenny HINLEY*<sup>2</sup>, *Rosalind DUKE*<sup>3</sup>, *Paolo DE COPPI*<sup>3</sup>, *Imran MUSHTAQ*<sup>4</sup> and *Jennifer SOUTHGATE*<sup>2</sup>

- 1 Evelina London Children's Hospital - Guy's and St Thomas NHS Foundation Trust, Paediatric Urology, London, UNITED KINGDOM
- 2 University of York, Jack Birch Unit for Molecular Carcinogenesis Department of Biology, York, UNITED KINGDOM
- 3 Great Ormond Street Institute of Child Health, London, United Kingdom, Stem Cells & Regenerative Medicine Section, Developmental Biology & Cancer Programme, London, UNITED KINGDOM
- 4 Great Ormond Street Hospital, Paediatric Urology, London, UNITED KINGDOM

15:58–16:15 **Discussion**

16:15–16:17 **S03-5 (OP)**

### **FUNCTIONAL HUMAN UROTHELIUM SEEDED ONTO NATURALLY DERIVED BLADDER SCAFFOLD**

*Massimo GARRIBOLI*<sup>1</sup>, *Koichi DEGUICHI*<sup>2</sup>, *Ellie PHYLACTOPOULOU*<sup>2</sup>, *Paola BONFANTI*<sup>3</sup> and *Paolo DE COPPI*<sup>2</sup>

- 1 Evelina London Children's Hospital - Guy's and St Thomas NHS Foundation Trust, Paediatric Urology, London, UNITED KINGDOM
- 2 Great Ormond Street Institute of Child Health, London, United Kingdom, Stem Cells & Regenerative Medicine Section, Developmental Biology & Cancer Programme, London, UNITED KINGDOM
- 3 The Francis Crick Institute, London, United Kingdom, Epithelial Stem Cell Biology and Regenerative Medicine Laboratory, London, UNITED KINGDOM

16:17–16:19 **S03-6 (OP)**

### **PRECISION CUT HUMAN BLADDER SLICES (PCBS) – A NEW MODEL FOR THE STUDY OF FIBROSIS AND HOW TO COUNTERACT.**

*Yutao LU*<sup>1</sup>, *Jens C DJURHUUS*<sup>1</sup>, *Yazan F. H. RAWASHDEH*<sup>2</sup>, *Rikke NØRREGAARD*<sup>1</sup> and *L. Henning OLSEN*<sup>1</sup>

- 1 Aarhus University, Department of Clinical Medicine, Aarhus, DENMARK
- 2 Aarhus University Hospital, Department of Urology-Paediatric Urology, Aarhus, DENMARK



16:19–16:21 **S03-7 (OP)**

### **EVALUATION OF THE USE OF RADIOMICS FOR THE CHARACTERIZATION OF BLADDER SPHINCTERIAL DYSFUNCTION IN CHILDREN WITH CONGENITAL NEUROLOGICAL BLADDER**

*Jessica PINOL<sup>1</sup>, Rania TRIGUI<sup>2</sup>, Mouloud ADEL<sup>2</sup>, Haddad MIRNA<sup>1</sup>, Chaumoitre KATIA<sup>3</sup>, Di Bisceglie MATHIEU<sup>3</sup> and Alice FAURE<sup>1</sup>*

1 TIMONE ENFANT HOSPITAL, UNIVERSITY HOSPITAL CENTER, PAEDIATRIC SURGERY, Marseille, FRANCE

2 AIX MARSEILLE UNIVERSITE, INSTITUT FRESNEL, Marseille, FRANCE

3 UNIVERSITE HOSPITAL CENTER, NORTH HOSPITAL, MEDICAL IMAGING DEPARTMENT, Marseille, FRANCE

16:21–16:23 **S03-8 (OP)**

### **USE OF BLADDER TELEMETRY TO EVALUATE EFFICACY OF MUSCLE STEM CELLS IN A RAT MODEL OF URETHRAL SPHINCTER INJURY**

*Biniam M. BEKELE, MD<sup>1</sup>, Verena SCHÖWEL-WOLF<sup>1</sup>, Janine KIESHAUER<sup>1</sup>, Andreas MARG<sup>1</sup>, Andreas BUSJAHN<sup>2</sup>, Sarah DAVIS<sup>3</sup>, Gayle NUGENT<sup>3</sup>, Anne-Karoline EBERT<sup>4</sup> and Simone SPULER<sup>1</sup>*

1 Muscle Research Unit, Experimental and Clinical Research Center, a cooperation between the Max-Delbrück-Center for Molecular Medicine in the Helmholtz Association and the Charité, Universitätsmedizin Berlin, Berlin, GERMANY

2 HealthTwist GmbH, Max-Delbrück-Center for Molecular Medicine in the Helmholtz Association and the Charité, Universitätsmedizin Berlin, Berlin, GERMANY

3 Charles River Laboratories, Michigan, USA

4 University of Ulm, Department of Urology and Pediatric Urology, Ulm, GERMANY

16:23–16:40 **Discussion**

#### **Parallel session:**

17:00–18:15

#### **Industry Sponsored Lecture – Room Jan Van Eyck**

Bulking agents as treatment for vesico-ureteral reflux in children:

International experts discuss indications and results-Mandatory for those who will attend the workshop on Thursday

16:40–18:15

### **HS: HISTORY SESSION**

**Moderator: Cenk Büyükkünel (Turkey)**

#### **Opening remarks**

Emilio Merlini, Cenk Büyükkünel

#### **Invited lecturer Johan Mattelaer**

History of evolution for Urology and Paediatric Urology in Belgium and Ghent

#### **History of Phalloplasty**

Piet Hoebeker

#### **Evolution of the "regulatory" Paediatric Urology in Europe**

Guy Bogaert

#### **Aristoteles: Penis, testis and sex**

Ali Avanoğlu

### Evolution of a special genital surgical technique

Roberto De Castro

### Importance of saving the life of a child: Short story of Louis Pasteur

Çenk Büyükkınal

18:15–19:00

### Opening Ceremony

19:00–21:00

### Welcome Reception

## Thursday 9, June 2022

07:00

### Opening of registration desk

07:15–08:15

### "Validated questionnaires: What they are, how to use them and some common myths"

Konrad Szymanski (USA)

Introduced by Luke Harper (France)

08:15–08:20

### Opening Remarks

08:20–09:15

## S04: VESICoureTERAL REFLUX

Moderators: Anju Goyal (UK), Yazan Rawashdeh (Denmark)

08:20–08:23 S04-1 (OP)

### ★ LONG-TERM RESULTS OF RANDOMIZED CLINICAL TRIAL BETWEEN POLYACRYLATE-POLYALCOHOL COPOLYMER (PPC) AND DEXTRANOMER-HYALURONIC ACID COPOLYMER (DX/HA) AS BULKING AGENTS FOR ENDOSCOPIC TREATMENT OF PRIMARY VESICoureTERAL REFLUX (VUR)

*Luis GARCIA-APARICIO, Oriol MARTIN-SOLE, Isabel CASAL-BELOY, Clara MASSEGUER, Mario CUESTA and Sonia PEREZ-BERTOLEZ*

Sant Joan de Deu-Barcelona Children's Hospital. University of Barcelona, Pediatric Urology Div. Pediatric Surgery Dept., Barcelona, SPAIN

08:23–08:26 S04-2 (OP)

### IS ENDOSCOPIC INJECTION BETTER THAN ANTIBIOPROPHYLAXIS FOR THE MANAGEMENT OF OCCULT VESICoureTERAL REFLUX DETECTED BY PIC CYSTOGRAPHY IN CHILDREN? A PROSPECTIVE STUDY FROM TWO CENTERS

*Anthony KALLAS CHEMALY<sup>1</sup>, Chebi MOURANI<sup>2</sup>, Paul-Henri TORBEY<sup>2</sup>, Carla HABER<sup>2</sup>, Fouad AOUN<sup>3</sup>, Darwich SERHAL<sup>4</sup>, Jean BOULOS<sup>4</sup>, Marie-Thérèse MERHEJ<sup>4</sup>, Ghazi SAKR<sup>5</sup> and Maroun MOUKARZEL<sup>3</sup>*

- 1 Hôtel-Dieu de France University Hospital, Paediatric Urology, Beirut, LEBANON
- 2 Hôtel-Dieu de France University Hospital, Paediatrics, Beirut, LEBANON
- 3 Hôtel-Dieu de France University Hospital, Urology, Beirut, LEBANON
- 4 Mount Lebanon Hospital, Gharhos Medical Center, Pediatrics, Beirut, LEBANON
- 5 Mount Lebanon Hospital, Gharhos Medical Center, Urology, Beirut, LEBANON

08:26–08:29 S04-3 (OP)

### IS "ROUTINE" VOIDING CYSToureTHROGRAM (VCUG) NECESSARY AFTER ROBOTIC URETERAL REIMPLANTATION FOR PRIMARY VESICoureTERAL REFLUX IN PEDIATRIC AGE GROUP?

*Amr A. ELBAKRY<sup>1</sup>, Khaled ALDABEK<sup>1</sup>, Tyler TRUMP<sup>1</sup> and Osama AL-OMAR<sup>1</sup>*

- 1 West Virginia University Hospital, Urology, Morgantown, USA
- 2 West Virginia University School of Medicine, Urology, Morgantown, USA

08:29–08:32 S04-4 (OP)

### IN THE DIAGNOSIS OF VESICoureTERAL REFLUX, IS CYSTOGRAPHY UNDER GENERAL ANESTHESIA AS ACCURATE AS CYSTOGRAPHY UNDER LIGHT SEDATION?

*Michael FRUMER, Bezalel SIVAN, Tal MAY, Roy MORAG, Dmitry KHUNOVICH and David BEN MEIR*

Schneider Children's Medical Center of Israel, Urology, Petah Tikva, ISRAEL

08:32–08:46 Discussion

08:46–08:49 S04-5 (OP)

### ★ THE ROLE OF NEUTROPHIL-TO-LYMPHOCYTE RATIO AS A PREDICTOR OF SPONTANEOUS RESOLUTION OF PRIMARY VESICO-URETERAL REFLUX IN PATIENTS WITH ASSOCIATED ACUTE PYELONEPHRITIS

*Carlos DELGADO-MIGUEL<sup>1</sup>, Antonio MUÑOZ-SERRANO<sup>1</sup>, Lucas MORATILLA<sup>1</sup>, Virginia AMESTY<sup>2</sup>, Susana RIVAS<sup>1</sup>, Roberto LOBATO<sup>2</sup>, Pedro LÓPEZ-PEREIRA<sup>2</sup> and María José MARTINEZ-URRUTIA<sup>2</sup>*

- 1 La Paz Children's Hospital, Pediatric Surgery, Madrid, SPAIN
- 2 La Paz Children's Hospital, Pediatric Urology, Madrid, SPAIN

08:49–08:52 S04-6 (OP)

### VESICoureTERAL REFLUX INDEX; FROM MEDICAL PUBLICATION TO CLINICAL APPLICATION

*Ahmed ELHELALY<sup>1</sup>, Abdulhakim ALOTAY<sup>1</sup>, Abdullah ALROMAIH<sup>2</sup>, Abdullah ALHUSSAIN<sup>1</sup> and Osama SARHAN<sup>3</sup>*

- 1 Prince Sultan Military Medical City, Urology, Riyadh, SAUDI ARABIA
- 2 King Faisal Specialist Hospital and RC, Dept. of Urology, Riyadh, SAUDI ARABIA
- 3 King Fahad Specialist Hospital, Dept. of Urology, Dammam, SAUDI ARABIA

08:52–08:55 **S04-7 (OP)**

## **DOES THE SONIC HEDGEHOG SIGNALLING PATHWAY PLAY ROLE IN ANTI-REFLUX MECHANISM OF BLADDER IN CHILDREN?**

*Eda TOKAT*<sup>1</sup>, *Mustafa Ozgur TAN*<sup>3</sup> and *Serhat GUROCAK*<sup>2</sup>

- 1 Ankara Research and Training Hospital, Urology, Ankara, TURKEY
- 2 Gazi University School of Medicine, Paediatric Urology, Ankara, TURKEY

08:55–08:58 **S04-8 (OP)**

## **MATHEMATICAL ANALYSIS OF INDIVIDUAL BIOMARKER PROFILES OF KIDNEY DAMAGE IN CHILDREN WITH VESICoureTERAL REFLUX**

*Karina DEMIDOVA*, *Vera ROSTOVSKAYA*, *Galina KUZOVLEVA* and *Eduard AYRYAN*

*I.M. Sechenov First Moscow State Medical University (Sechenov University), Moscow, Russian Federation, Москва, RUSSIAN FEDERATION*

08:58–09:15 **Discussion**

09:15–10:10

## **S05: OBSTRUCTION & HYDRONEPHROSIS**

**Moderators: Elizabeth Yerkes (USA), Alfredo Berrettini (Italy)**

09:15–09:18 **S05-1 (OP)**

### **DEEP-LEARNING SEGMENTATION OF ULTRASONOGRAPHY FOR AUTOMATED CALCULATION OF THE HYDRONEPHROSIS AREA TO RENAL PARENCHYMA RATIO**

*Sang Hoon SONG*<sup>1</sup>, *Jae Hyeon HAN*<sup>2</sup>, *Kun Suk KIM*<sup>1</sup>, *Young Ah CHO*<sup>3</sup>, *Hyejung YOUN*<sup>4</sup>, *Young In KIM*<sup>5</sup> and *Jihoon KWEON*<sup>4</sup>

- 1 Asan Medical Center, University of Ulsan College of Medicine, Department of Urology, Seoul, REPUBLIC OF KOREA
- 2 Korea University Ansan Hospital, Korea University College of Medicine, Seoul, Republic of Korea, Department of Urology, Seoul, REPUBLIC OF KOREA
- 3 Asan Medical Center, University of Ulsan College of Medicine, Department of Radiology and Research Institute of Radiology, Seoul, REPUBLIC OF KOREA
- 4 Asan Medical Center, Department of Convergence Medicine, Seoul, REPUBLIC OF KOREA
- 5 Asan Medical Institute of Convergence Science and Technology, Asan Medical Center, Department of Medical Science, Seoul, REPUBLIC OF KOREA

09:18–09:21 **S05-2 (OP)**

### **ESTIMATING TIME TO PRENATAL HYDRONEPHROSIS RESOLUTION: ANTERO-POSTERIOR DIAMETER VS URINARY TRACT DILATION GRADING SYSTEMS**

*Roseanne FERREIRA DE FREITAS EUZEBIO*<sup>1</sup>, *Melissa MCGRATH*<sup>1</sup>, *Bruno LESLIE*<sup>1</sup> and *Luis H. BRAGA*<sup>2</sup>

- 1 McMaster University, Surgery-Urology, Hamilton, CANADA
- 2 McMaster University - McMaster Children's Hospital, Department of Surgery / Urology, Hamilton, CANADA

09:21–09:24 **S05-3 (OP)**

### **TIMING OF DELIVERY IN ANTENATAL FETAL HYDRONEPHROSIS: A SNAP SHOT SOCIAL MEDIA SURVEY OF OBSTETRIC AND FETAL MEDICINE PRACTICE**

*Ruby WILLIAMS*<sup>1</sup>, *Harriet CORBETT*<sup>2</sup> and *Umber AGARWAL*<sup>3</sup>

- 1 Alder Hey Children's NHS Foundation Trust, Department of Surgery, Liverpool, UNITED KINGDOM
- 2 Alder Hey Children's NHS Foundation Trust, Regional Department of Urology, Liverpool, UNITED KINGDOM
- 3 Liverpool Women's Hospital, Fetal Medicine Department, Liverpool, UNITED KINGDOM

09:24–09:27 **S05-4 (OP)**

### **CALYCEAL TO PARENCHYMAL RATIO AS A PREDICTOR FOR SURGICAL CORRECTION OF URETEROPELVIC JUNCTION OBSTRUCTION**

Fayez ALMOSHEN<sup>1</sup>, Wael MONEIR<sup>1</sup>, Abdullah AL-AQEEL<sup>1</sup>, Abdulwahab AL-HAMS<sup>1</sup>, Ahmad AL-SHAMMARI<sup>1</sup>, Yasser JAMALALAIL<sup>1</sup>, Tariq BURKI<sup>1</sup>, Ahmad AL-ZHRANI<sup>2</sup> and Ameen AMEEN BASHAREEF<sup>1</sup>

- 1 King Abdulaziz Medical City, Section of Pediatric Urology, Department of Pediatric Surgery, Riyadh, SAUDI ARABIA
- 2 King Abdulaziz Medical City, Department of Radiology, Riyadh, SAUDI ARABIA

09:27–09:41 **Discussion**

09:41–09:44 **S05-5 (OP)**

### **PREDICTORS OF RESOLUTION OF HYDRONEPHROSIS AFTER PYELOPLASTY IN CHILDREN. WILL IT GO AWAY?**

Mohamed SOLTAN, Ahmed ABDELHALIM, Mohamed EDWAN, Ahmed ELKASHEF, Ahmed ATWA, Hussam KHALIFA, Yahya HUSSAM, Ahmed ELGHAREEB, Mohamed ABOU-EL\_GHAR, Tamer HELMY, Ashraf TAREK, Mohamed DAWABA and Ahmed SHOKIER

Mansoura urology and nephrology centre, Urology, Mansoura, EGYPT

09:44–09:47 **S05-6 (OP)**

### **RISK AND PROTECTIVE FACTORS FOR NEED OF URETERIC REIMPLANTATION AFTER ENDOSCOPIC DILATATION OF PRIMARY OBSTRUCTIVE MEAGURETERS**

Sonia PÉREZ-BERTÓLEZ<sup>1</sup>, Oriol MARTIN-SOLE<sup>2</sup>, Isabel CASAL-BELOY<sup>2</sup>, Blanca CAPDEVILA<sup>2</sup>, Mar CARBONELL<sup>2</sup> and Luis GARCIA-APARICIO<sup>2</sup>

- 1 Hospital Sant Joan de Déu, Pediatric Urology Unit, Department of Pediatric Surgery, Barcelona, SPAIN
- 2 Hospital Sant Joan de Déu, Pediatric Urology Unit, Department of Pediatric Urology, Barcelona, SPAIN

09:47–09:50 **S05-7 (OP)**

### **HIGH PRESSURE BALLOON DILATATION (HPBD) VS CUTTING BALLOON URETEROTOMY (CBU) IN THE MANAGEMENT OF PRIMARY OBSTRUCTIVE MEGAURETER (POM)**

Ijeoma NWACHUKWU<sup>1</sup>, Shahid IQBAL<sup>1</sup>, Arash TAGHIZADEH<sup>1</sup>, Anu PAUL<sup>1</sup>, Pankaj MISHRA<sup>1</sup> and Massimo GARRIBOLI<sup>2</sup>

- 1 Evelina London Children's Hospital, Paediatric Urology, London, UNITED KINGDOM
- 2 Evelina London Children's Hospital - Guy's and St Thomas NHS Foundation Trust, Paediatric Urology, London, UNITED KINGDOM

09:50–09:53 **S05-8 (OP)**

### **URETER TAILORING FOR PRIMARY OBSTRUCTIVE MEGAURETER: PROBABLY A REDUNDANT STEP IN URETERAL REIMPLANTATION**

Julia RHEINBERGER<sup>1</sup>, Margaux DIERICKX<sup>2</sup> and Guy BOGAERT<sup>1</sup>

- 1 UZ Leuven, Urology, Leuven, BELGIUM
- 2 KU Leuven, Faculty of Medicine, Leuven, BELGIUM

09:53–10:10 **Discussion**

10:10–10:20

### **Highlights of Basic Research Sessions**

Sibel Tiryaki (YPUC)

10:20–10:40 **Coffee Break**

## S06: LOWER URINARY TRACT

Moderators: Ellen Vandamme (Belgium), Marcel Drlik (Czech Republic)

10:40–10:43 S06-1 (OP)

### PRUNE BELLY SYNDROME (PBS): IS THE PBS-SPECIFIC PHENOTYPIC SEVERITY SCORING SYSTEM ABLE TO PREDICT RENAL AND URINARY TRACT PROGNOSIS?

*Pauline LOPEZ*<sup>1</sup>, *Thomas BLANC*<sup>2</sup>, *Arthur LAURIOT DIT PREVOST*<sup>3</sup>, *Pauline CLERMIDI*<sup>4</sup>, *Alice FAURE*<sup>5</sup>, *Sophie BRANCHEREAU*<sup>6</sup>, *Coralie DEFERT*<sup>7</sup>, *Etienne SUPPLY*<sup>8</sup>, *Sébastien FARAJ*<sup>9</sup>, *Marc CHALHOUB*<sup>10</sup>, *Yann CHAUSSY*<sup>11</sup>, *David LOUIS*<sup>12</sup>, *Marie-Laurence POLI-MEROL*<sup>13</sup>, *Annabel PAYE JAOUEN*<sup>1</sup>, *Mathieu PEYCELON*<sup>1</sup> and *Alaa EL GHONEIMI*<sup>1</sup>

- 1 Department of pediatric surgery and urology, National Reference center for Rare Urinary Tract Malformations (MARVU), University Hospital Robert Debre, APHP, University of Paris, Paris, FRANCE
- 2 Department of pediatric surgery and urology, National Reference center for Rare Urinary Tract Malformations (MARVU), University Hospital Necker, APHP, University of Paris, Paris, FRANCE
- 3 Department of pediatric surgery and urology, National Reference center for Rare Urinary Tract Malformations (MARVU), University Hospital Lille, University of Lille, Lille, FRANCE
- 4 Department of pediatric surgery and urology, National Reference center for Rare Urinary Tract Malformations (MARVU), University Hospital Armand Trousseau, APHP, Sorbonne University, Paris, FRANCE
- 5 Department of pediatric surgery and urology, National Reference center for Rare Urinary Tract Malformations (MARVU), University Hospital of Marseille, APHM, Aix-Marseille University, Marseille, FRANCE
- 6 Department of pediatric surgery and urology, National Reference center for Rare Urinary Tract Malformations (MARVU), University Hospital Bicêtre, APHP, Paris-Saclay University, Le Kremlin Bicêtre, FRANCE
- 7 Department of pediatric surgery and urology, National Reference center for Rare Urinary Tract Malformations (MARVU), University Hospital Rennes, Rennes1 University, Rennes, FRANCE
- 8 Department of pediatric surgery and urology, National Reference center for Rare Urinary Tract Malformations (MARVU), University Hospital La Reunion, La Reunion University, La Réunion, FRANCE
- 9 Department of pediatric surgery and urology, National Reference center for Rare Urinary Tract Malformations (MARVU), University Hospital Nantes, Nantes University, Nantes, FRANCE
- 10 Department of pediatric surgery and urology, National Reference center for Rare Urinary Tract Malformations (MARVU), University Hospital Toulouse, Toulouse III Paul Sabatier University, Toulouse, FRANCE
- 11 Department of pediatric surgery and urology, National Reference center for Rare Urinary Tract Malformations (MARVU), University Hospital Besançon, Franche-Comté University, Besançon, FRANCE
- 12 Department of pediatric surgery and urology, National Reference center for Rare Urinary Tract Malformations (MARVU), University Hospital Dijon, Dijon Bourgogne University, Dijon, FRANCE
- 13 Department of pediatric surgery and urology, National Reference center for Rare Urinary Tract Malformations (MARVU), University Hospital Reims, Reims Champagne-Ardenne University, Reims, FRANCE

10:43–10:46 S06-2 (OP)

### IS REFERENCE ELECTRODE LOCATION IMPORTANT FOR THE EMG EVALUATION OF THE PELVIC FLOOR IN URODYNAMIC STUDIES?

*Ali TEKİN*<sup>1</sup>, *Murat PEHLIVAN*<sup>2</sup>, *Sibel TIRYAKI*<sup>3</sup>, *Ömer Barış YÜCEL*<sup>4</sup>, *Uygar BAĞCI*<sup>4</sup>, *Hasan ÇAYIRLI*<sup>1</sup>, *İlker Zeki ARUSOĞLU*<sup>1</sup> and *İbrahim ULMAN*<sup>1</sup>

- 1 Ege University, Pediatric Surgery and Pediatric Urology, İzmir, TURKEY
- 2 Ege University, Department of Biophysics, İzmir, TURKEY
- 3 Izmir Health Sciences University Tepeck Education and Research Hospital, Pediatric Urology, İzmir, TURKEY
- 4 Ege University, Pediatric Urology, İzmir, TURKEY

10:46–10:49 **S06-3 (OP)**

### COVID-19 ASSOCIATED LOWER URINARY TRACT SYMPTOMS IN CHILDREN

*Sibel TIRYAKI*<sup>1</sup>, *Oguz EGIL*<sup>2</sup>, *Ahmet Ziya BIRBILEN*<sup>2</sup> and *Ayse BUYUKCAM*<sup>2</sup>

- 1 Gaziantep Children's Hospital, Division of Pediatric Urology, Gaziantep, TURKEY
- 2 Gaziantep Children's Hospital, Gaziantep, TURKEY

10:49–10:52 **S06-4 (OP)**

### URETHRAL STRICTURE IN CHILDREN AFTER CARDIOTHORACIC SURGERY

*Borko STOJANOVIC*<sup>1</sup>, *Marta BIZIC*<sup>1</sup>, *Marko BENCIC*<sup>1</sup>, *Vladimir MILOVANOVIC*<sup>2</sup> and *Miroslav DJORDJEVIC*<sup>1</sup>

- 1 University Children's Hospital Belgrade, Urology, Belgrade, SERBIA
- 2 University Children's Hospital Belgrade, Cardiothoracic surgery, Belgrade, SERBIA

10:52–10:55 **S06-5 (OP)**

### SELECTIVE BLADDER EMBOLISATION IN REFRACTORY PAEDIATRIC HAEMORRHAGIC CYSTITIS – DOES IT ALTER OUTCOME?

*Amr SALEH*<sup>1</sup>, *Alexander CHO*<sup>1</sup>, *Kanchan RAO*<sup>2</sup>, *Naima SMEULDERS*<sup>1</sup>, *Prem PATEL*<sup>3</sup>, *Alex BARNACLE*<sup>3</sup> and *Abraham CHERIAN*<sup>1</sup>

- 1 Great Ormond Street Hospital, London, UK, Department of Paediatric Urology, London, UNITED KINGDOM
- 2 Great Ormond Street Hospital, London, UK, Department of Paediatric Bone Marrow Transplant, London, UNITED KINGDOM
- 3 Great Ormond Street Hospital, London, UK, Department of Paediatric Interventional Radiology, London, UNITED KINGDOM

10:55–10:58 **S06-6 (OP)**

### LONG TERM OUTCOME OF CONTINENT CATHETERIZABLE URINARY CHANNEL: A REPORT FROM DEVELOPING COUNTRY

*Sadaf ABA UMER KODWAWWALA*<sup>1</sup>, *Sajid SULTAN*<sup>2</sup> and *Bashir AHMED*<sup>2</sup>

- 1 Sindh Institute of Urology & Transplantation, Philip G. Ransley Department of Paediatric Urology, Karachi, PAKISTAN
- 2 SINDH INSTITUTE OF UROLOGY AND TRANSPLANTATION, PHILIP G. RANSLEY DEPARTMENT OF PAEDIATRIC UROLOGY, Karachi, PAKISTAN

10:58–11:01 **S06-7 (OP)**

### VOIDING OUTCOME FOLLOWING POSTERIOR URETHROPLASTY IN BOYS

*Sajid SULTAN*<sup>1</sup>, *Phillip G. RANSLEY*<sup>1</sup>, *Bashir AHMED*<sup>2</sup>, *Sadaf ABA UMAR*<sup>1</sup> and *Adib-Ul-Hassan RIZVI*<sup>1</sup>

- 1 Sindh Institute of Urology & transplantation, Philip G Ransley Department of Paediatric Urology, Karachi, PAKISTAN
- 2 Sindh Institute of Urology & transplantation, Philips G Ransley Department of Paediatric Urology, Karachi, PAKISTAN

11:01–11:25 **Discussion**

11:25–12:10

## Panel ESPU-EAU: Hypospadias

Moderator: Piet Hoebek (Belgium)

12:10–13:20

## S07: HYPOSPADIAS 1

Moderators: Anne-Françoise Spinoit (Belgium) Alexander Springer (Austria)

12:10–12:13 S07-1 (OP)

### EXPERIENCE OF USING CYANOACRYLATE GLUE IN THE CORRECTION OF HYPOSPADIAS IN CHILDREN

*Nail R. AKRAMOV<sup>1</sup>, Vladimir V. SIZONOV<sup>2</sup>, Ilya M. KAGANTSOV<sup>3</sup>, Elmira I. KHAERTDINOV<sup>4</sup> and Vladimir M. ORLOV<sup>5</sup>*

- 1 ORL Medical Center, Urology, Kazan, RUSSIAN FEDERATION
- 2 Rostov Regional Children's Hospital, Pediatric Urology and Anrology, Rostov On Don, RUSSIAN FEDERATION
- 3 Almazov National Medical Research Centre, Research Laboratory for Surgery of Congenital and Hereditary Pathology, St. Petersburg, RUSSIAN FEDERATION
- 4 KORL Medical Center, Urology, Kazan, RUSSIAN FEDERATION
- 5 Rostov Regional Children Hospital, Pediatric Urology and Anrology, Rostov-On-Don, RUSSIAN FEDERATION

12:13–12:16 S07-2 (OP)

### ★ DHT FOR TWO STAGE HYPOSPADIAS REPAIR: DOES POSTPONING THE INITIATION OF HORMONAL TREATMENT AFTER THE FIRST STAGE REDUCE THE COMPLICATION RATES?

*Aykut AKINCI<sup>1</sup>, Murat Can KARABURUN<sup>2</sup>, Eralp KUBILAY<sup>2</sup>, Mehmet Fatih OZKAYA<sup>2</sup>, Tarkan SOYGUR<sup>1</sup> and Berk BURGU<sup>1</sup>*

- 1 Ankara University Faculty of Medicine, Pediatric Urology, Ankara, TURKEY
- 2 Ankara University Faculty of Medicine, Urology, Ankara, TURKEY

12:16–12:19 S07-3 (OP)

### GRAFTED TUBULARIZED INCISED URETHRAL PLATE URETHROPLASTY 1000 PATIENTS 10 YEARS EXPERIENCE IT IS THE FUTURE

*Mamdouh AHMED, Ashhad KHAN and Abdalnaser AL SAID*

IBN SINA HOSPITAL, KUWAIT, PEDIARTIC SURGERY, PEDIATRIC UROLOGY UNIT, Kuwait, KUWAIT

12:19–12:22 S07-4 (OP)

### ★ AUTOMATIC QUANTIFICATION OF THE URETHRAL PLATE UTILIZING THE PLATE OBJECTIVE SCORING TOOL USING DEEP LEARNING TECHNIQUE

*Tariq Osman ABBAS<sup>1</sup>, Ibrahim KHALIL<sup>2</sup>, Mohamed ABDUL MONIEM<sup>3</sup> and Muhammad CHOWDHURY<sup>3</sup>*

- 1 Sidra Medicine, Urology, Doha, QATAR
- 2 Hamad Medical Corporation, Urology, Doha, QATAR
- 3 Qatar University, Electrical Engineering, Doha, QATAR

12:22–12:25 S07-5 (OP)

### FLOW CHARACTERISTICS OF DIFFERENT HYPOSPADIAS REPAIRS: A REVIEW OF 458 FLOWS IN 222 PATIENTS

*Israel FRANCO<sup>1</sup> and Paul ZELKOVIC<sup>2</sup>*

- 1 Yale school of medicine, Urology, New Haven, USA
- 2 New York Medical College, Pediatric urology, Tarrytown, USA



12:25–12:28 **S07-6 (OP)**

## **FLOW RATES AND FLOW INDEXES IN PEDIATRIC PATIENTS AFTER HYPOSPADIAS URETHROPLASTY: UROFLOW PARAMETERS IN 539 REPAIRED HYPOSPADIAIC AND 1081 NORMAL FLOWS**

*Israel FRANCO*<sup>1</sup> and *Paul ZELKOVIC*<sup>2</sup>

- 1 Yale school of medicine, Urology, New Haven, USA
- 2 New York Medical College, Pediatric urology, Tarrytown, USA

12:28–12:48 **Discussion**

12:48–12:51 **S07-7 (OP)**

## **NATURAL ERECTION TEST: IS IT A RELIABLE ALTERNATIVE TO ARTIFICIAL ERECTION TEST?**

*Ahmed HADIDI*, *Mohamed FAWZY*, *Michael SENNERT* and *Johannes WIRMER*

Emma & Sana Klinikum Offenbach, Germany, Hypospadias Center, Seligenstadt, GERMANY

12:51–12:54 **S07-8 (OP)**

## **INTRACAVERNOSAL PRESSURES OF THE PENIS IN ERECTION IN CHILDREN WITH HYPOSPADIAS**

*David BEN-MEIR*<sup>1</sup> and *Michael FRUMER*<sup>2</sup>

- 1 Schneider Childrens Medical Center of Israel, Pediatric urology, Nirit, ISRAEL
- 2 Schneider Childrens Medical Center of Israel, Pediatric Urology, Petach Tikva, ISRAEL

12:54–12:57 **S07-9 (OP)**

## **HOW ACCURATE IS EYEBALL MEASUREMENT OF CURVATURE ?**

*Hazem MOSA*, *Eskinder SOLOMON*, *Anu PAUL* and *Massimo GARRIBOLI*

Evelina children's hospital, Paediatric urology, London, UNITED KINGDOM

12:57–13:00 **S07-10 (OP)**

## **OUTCOME ANALYSIS OF STAGED PREPUTIAL GRAFT FOR PRIMARY PROXIMAL HYPOSPADIAS AND SIGNIFICANT CHORDEE; THE VALUE OF POST-OPERATIVE VACUUM PHYSIOTHERAPY**

*Muthana AL-SALIHI*<sup>1</sup>, *Ahmed ALBAKR*<sup>2</sup>, *Tariq Osman ABBAS*<sup>1</sup>, *Mohammed ELIFRANJI*<sup>1</sup>, *Santiago VALLASCIANI*<sup>1</sup>, *Abderrahman ELKADHI*<sup>1</sup> and *J.L. PIPPI SALLE*<sup>1</sup>

- 1 Sidra Medicine, Urology, Doha, QATAR
- 2 Hamad Medical Corporation, Urology, Doha, QATAR

13:00–13:03 **S07-11 (OP)**

## **DEVELOPMENT OF AN ARTIFICIAL INTELLIGENCE-BASED FRAMEWORK FOR THE ACCURATE QUANTIFICATION OF PENILE CURVATURE**

*Tariq Osman ABBAS*<sup>1</sup>, *Mohamed ABDELMONIEM*<sup>2</sup>, *Ibrahim KHALIL*<sup>3</sup> and *Muhammad CHOWDHURY*<sup>2</sup>

- 1 Sidra Medicine, Urology, Doha, QATAR
- 2 Qatar University, Electrical Engineering, Doha, QATAR
- 3 Hamad Medical Corporation, Urology, Doha, QATAR

13:03–13:20 **Discussion**

13:20–14:20 **Lunch**

14:20–14:30

## ERN Update

Wouter Feitz (Netherlands)

14:30–15:40

## S08: HYPOSPADIAS 2

Moderators: Anthony Herndon (USA), Barbara Ludwikowski (Germany)

14:30–14:33 S08-1 (OP)

### DOES SATISFACTION WITH PREOPERATIVE COUNSELLING FOR DISTAL HYPOSPADIAS REPAIR AFFECT PARENTAL DECISIONAL REGRET SCORES?

Hazem MOSA, Shahid IQBAL and Massimo GARRIBOLI

Evelina children's hospital, Paediatric urology, London, UNITED KINGDOM

14:33–14:36 S08-2 (OP)

### PARENTAL SATISFACTION BY PEDIATRIC PENILE PERCEPTION SCORE AFTER DISTAL HYPOSPADIAS REPAIR IS BIAS AND RELEVANT TO THE PREOPERATIVE PARENTAL ANXIETY AND PREJUDICE

Eralp KUBILAY<sup>1</sup>, Aykut AKINCI<sup>2</sup>, Murat Can KARABURUN<sup>1</sup>, Mehmet Fatih OZKAYA<sup>1</sup>, Tarkan SOYGUR<sup>2</sup> and Berk BURGU<sup>1</sup>

1 Ankara University Faculty of Medicine, Urology, Ankara, TURKEY

2 Ankara University Faculty of Medicine, Pediatric Urology, Ankara, TURKEY

14:36–14:39 S08-3 (OP)

### STRUCTURED VIDEO INFORMATION ABOUT PERIOPERATIVE AND POSTOPERATIVE PERIOD OF HYPOSPADIAS REPAIR REDUCES PARENTAL ANXIETY

Aykut AKINCI<sup>1</sup>, Murat Can KARABURUN<sup>2</sup>, Eralp KUBILAY<sup>2</sup>, Mehmet Fatih OZKAYA<sup>2</sup>, Tarkan SOYGUR<sup>1</sup> and Berk BURGU<sup>1</sup>

1 Ankara University Faculty of Medicine, Pediatric Urology, Ankara, TURKEY

2 Ankara University Faculty of Medicine, Urology, Ankara, TURKEY

14:39–14:42 S08-4 (OP)

### HOW HAPPY ARE PARENTS WITH THEIR DECISION ABOUT THEIR SON'S HYPOSPADIAS TREATMENT?

Laura RENZ<sup>1</sup>, Alice HÖLSCHER<sup>1</sup>, Jürg STREULI<sup>2</sup> and Rita GOBET<sup>1</sup>

1 University Children's Hospital Zurich, Urology, Zürich - Schweiz, SWITZERLAND

2 University Children's Hospital Zurich, Ethics, Zürich - Schweiz, SWITZERLAND

14:42–14:45 S08-5 (OP)

### SEXUALLY DIMORPHIC ANTHROPOMETRIC MEASUREMENTS IN PATIENTS WITH HYPOSPADIAS AND CRYPTORCHIDISM

Yoav UCHITEL<sup>1</sup>, Osnat ZMORA<sup>2</sup>, Ilya BEBERASHVILI<sup>3</sup>, Marianna RACHMIEL<sup>4</sup>, Yakaterina VISMAN<sup>1</sup> and Amos NEHEMAN<sup>1</sup>

1 Shamir Medical Center, Department of Urology, Beer Yaakov, ISRAEL

2 Shamir Medical Center, Department of Pediatric Surgery, Beer Yaakov, ISRAEL

3 Shamir Medical Center, Department of Nephrology, Beer Yaakov, ISRAEL

4 Shamir Medical Center, Unit of Pediatric Endocrinology, Beer Yaakov, ISRAEL

14:45–15:02 Discussion

15:02–15:05 **S08-6 (OP)**

### **HYSPADIAS AND FETAL GROWTH RESTRICTION: A SHARED GENETIC ORIGIN?**

*Silvia PECORELLI*<sup>1</sup>, *Anne BERGOUIGNOUX*<sup>2</sup>, *Safa AOUINTI*<sup>3</sup>, *Aurelie CAZALS*<sup>4</sup>, *Francoise PARIS*<sup>4</sup>, *Nicolas MOLINARI*<sup>3</sup> and *Nicolas KALFA*<sup>4</sup>

1 Spedali Civili Children's Hospital, Department of Pediatric Surgery, Brescia, ITALY

2 CHU de Montpellier, Laboratoire de Génétique Moléculaire, PhyMedExp, INSERM, CNRS UMR, Montpellier, FRANCE

3 CHU de Montpellier, Département de l'Information Médicale, Unité de Recherche Clinique et Épidémiologie, Montpellier, FRANCE

4 CHU de Montpellier, Centre de Référence Maladies Rares du Développement Génital DEVGÉN, Constitutif Sud, Montpellier, FRANCE

15:05–15:08 **S08-7 (OP)**

### **IS PARENTERAL ANTIBIOTIC PROPHYLAXIS BENEFICIAL FOR STENTED, DISTAL HYSPADIAS REPAIR?**

*David DIAMOND*<sup>1</sup>, *Karen DOERSCH*<sup>1</sup>, *Tanya LOGVINENKO*<sup>2</sup>, *Saafia MASOOM*<sup>2</sup>, *Ozge YETISTERICI*<sup>2</sup>, *Alyssia VENNA*<sup>2</sup> and *Caleb NELSON*<sup>2</sup>

1 University of Rochester Medical Center, Urology, Rochester, USA

2 Boston Children's Hospital, Urology, Boston, USA

15:08–15:11 **S08-8 (OP)**

### **IMPACT OF COVID-19 ON THE CORRECTION OF HYSPADIAS IN BOYS**

*Andrea SCHMEDDING*

University Hospital Frankfurt, Department of Pediatric Surgery and Pediatric Urology, Frankfurt, GERMANY

15:11–15:14 **S08-9 (OP)**

### **A NEW URETHRAL DEFECT BASED HYSPADIAS CLASSIFICATION SYSTEM**

*Tariq Osman ABBAS*

Sidra Medicine, Urology, Doha, QATAR

15:14–15:17 **S08-10 (OP)**

### **BOYS BORN SMALL-FOR-GESTATION-AGE WITH HYSPADIAS EXHIBIT SHORTER ANOGENITAL DISTANCES: A CASE-CONTROL STUDY**

*Min WU*

Children's hospital of Shanghai, Urology, Shanghai, CHINA

15:17–15:20 **S08-11 (OP)**

### **ANDROGEN RECEPTOR EXPRESSION IN CHILDREN WITH AND WITHOUT HYSPADIAS**

*Shreyas RAI*<sup>1</sup>, *Pranav JASUJA*<sup>1</sup> and *Rajendra NERLI*<sup>2</sup>

1 JAWAHARLAL NEHRU MEDICAL COLLEGE, KLE UNIVERSITY, UROLOGY, Belagavi, INDIA

2 JN Medical College, KLE Academy of Higher Education and Research, Urology, Belagavi, INDIA

15:20–15:40 **Discussion**

15:40–16:00

**Local Lecture: "Surgery 4.0.: The impact of A.I. on the future of surgery"**

*Pieter De Backer (Belgium)*

*Introduced by Piet Hoebeke (Belgium)*

**Parallel session:**

15:00–16:00

**Industry sponsored Workshop – Room Jan Van Eyck**

*Getting the most out of Paediatric Urodynamics*

*Speakers: Eskinder Solomon and Massimo Garriboli*

16:00–16:20 **Coffee Break**

16:20–16:55

**MWC: MY WORST COMPLICATION**

**Moderator: Henri Lottmann (France)**

16:20–16:25 **MWC-1 (LO)**

**REFLUX AFTER RENAL TRANSPLANTATION IN A LUTO- PATIENT WITH A VESICOSTOMY – RENAL FAILURE AFTER ANTIREFLUX PLASTY**

*Raimund STEIN*

University Medical Centre Mannheim, Center of Pediatric, Adolescent and reconstructive Urology, Mannheim, GERMANY

16:25–16:28 **Discussion**

16:28–16:33 **MWC-2 (LO)**

**URETERIC OBSTRUCTION BY SUPRAPUBIC CATHETER**

*Sadaf ABA UMER KODWAWWALA*

Sindh Institute of Urology & Transplantation, Philip G. Ransley Department of Paediatric Urology, Karachi, PAKISTAN

16:33–16:36 **Discussion**

16:36–16:41 **MWC-3 (LO)**

**USE OF SKIN GRAFTING TO MANAGE SEVERE REACTION TO CHLORHEXIDINE**

*C.D. Anthony HERNDON*

Virginia Commonwealth University, Surgery/Urology, Henrico, USA

16:41–16:44 **Discussion**

16:44–16:49 **MWC-4 (LO)**

## LAPAROSCOPICALLY ASSISTED MANAGEMENT OF AN IATROGENIC BULBOURETHRAL INJURY SUSTAINED DURING RECTAL PULL THROUGH FOR IMPERFORATE ANUS

*Martin KAEFER*

Riley Hospital for Children, Urology, Indianapolis, USA

16:49–16:55 **Discussion**

### Parallel session:

17:00–17:45

## Research Committee Session: "Managing regression" – Room Jan Van Eyck

*K. Herbst (USA), A. Nieuwhof-Leppink (Netherlands), M. Garriboli (UK)*

16:55–17:40

## S09: GENITALIA

**Moderators: Anja Lingnau (Germany), Raimondo Cervellione (UK)**

16:55–16:58 **S09-1 (OP)**

### DOES GLANS INVOLVEMENT OR MEATOTOMY AT TIME OF CIRCUMCISION FOR LICHEN SCLEROSUS (LS/BX0) PREDICT THE REQUIREMENT FOR FURTHER MEATAL INTERVENTION?

*Sara FAILY<sup>1</sup>, Sumita CHHABRA<sup>1</sup> and Harriet CORBETT<sup>2</sup>*

1 Alder Hey Children's NHS Foundation Trust, Department of Surgery, Liverpool, UNITED KINGDOM

2 Alder Hey Children's NHS Foundation Trust, Regional Department of Urology, Liverpool, UNITED KINGDOM

16:58–17:01 **S09-2 (OP)**

### CIRCUMCISION WITH A NOVEL DISPOSABLE RING (CIRCUPLAST®) DECREASES THE RISK OF RING MIGRATION AND INCARCERATION OF THE GLANS PENIS

*Abdul Rauf KHAN, Muhammad Ruhul AMIN, Darrel GREGORY, Murtaza KHANBHAI and Atif SAEED*

Thornhill Clinic, GP Community Clinic, Luton, UNITED KINGDOM

17:01–17:04 **S09-3 (OP)**

### BOYS WITH EXTERNAL URETHRAL MEATAL STENOSIS; MEATOTOMY OR MEATOPLASTY, WHICH ONE TO CHOOSE?

*Ahmed ELHELALY<sup>1</sup>, Fuad KHODIER<sup>2</sup>, Fares ALHARBI<sup>2</sup> and Abdulhakim ALOTAY<sup>2</sup>*

1 Prince Sultan Military Medical City, Urology, Riyadh, SAUDI ARABIA

2 Prince Sultan Military Medical City, Dept. of Urology, Riyadh, SAUDI ARABIA

17:04–17:07 **S09-4 (OP)**

### LONG-TERM OUTCOMES IN HIGH-FLOW PAEDIATRIC PRIAPISM

*Francisco De Borja NAVA Y HURTADO DE SARACCHO*<sup>1</sup>, *Detlef OLIU*<sup>2</sup>, *Virginia AMESTY MORELLO*<sup>3</sup>, *Susana RIVAS VILA*<sup>3</sup>, *Roberto LOBATO ROMERA*<sup>3</sup>, *Maria Jose MARTINEZ URRUTUA*<sup>3</sup> and *Pedro LOPEZ PEREIRA*<sup>3</sup>

- 1 Children's Hospital La Paz, Paediatric Urology, Madrid, SPAIN
- 2 Complejo Hospitalario Universitario de Badajoz, Pediatric Surgery, Badajoz, SPAIN
- 3 Hospital Universitario La Paz, Paediatric Urology, Madrid, SPAIN

17:07–17:19 **Discussion**

17:19–17:22 **S09-5 (VP)**

### ★ TRUE DIPHALLIA: EVALUATION AND SURGICAL CORRECTION OF A RARE CASE OF COMPLETE DUPLICATED PENIS

*Amr A. ELBAKRY*<sup>1</sup>, *Zachary WERNER*<sup>1</sup>, *Chad CRIGGER*<sup>1</sup>, *Khaled ALDABEK*<sup>2</sup> and *Osama AL-OMAR*<sup>1</sup>

- 1 West Virginia University Hospital, Urology, Morgantown, USA
- 2 West Virginia University School of Medicine, Urology, Morgantown, USA

17:22–17:25 **S09-6 (OP)**

### INTER-OBSERVER VARIABILITY IN PENILE AND GLANS ANTHROPOMETRIC MEASUREMENTS IN NEONATES

*Pierre AKIKI*<sup>1</sup>, *Annabel PAYE-JAOUEN*<sup>2</sup>, *Annabel PAYE-JAOUEN*<sup>3</sup>, *Caroline FARNOUX*<sup>1</sup>, *Pauline LOPEZ*<sup>2</sup>, *Laetitia MARTINERIE*<sup>4</sup>, *Alaa EL GHONEIMI*<sup>3</sup>, *Alaa EL GHONEIMI*<sup>2</sup>, *Valérie BIRAN*<sup>1</sup>, *Matthieu PEYCELON*<sup>3</sup> and *Matthieu PEYCELON*<sup>2</sup>

- 1 Department of Neonatology, University Hospital Robert Debre, APHP, University of Paris, Paris, FRANCE
- 2 Department of pediatric surgery and urology, National Reference center for Rare Urinary Tract Malformations (MARVU), University Hospital Robert Debre, APHP, University of Paris, Paris, FRANCE
- 3 National Reference center for Rare Endocrine Disorders affecting Growth and Development (CRMERCD), University Hospital Robert Debre, APHP, Paris, FRANCE
- 4 Department of pediatric endocrinology, 2. National Reference center for Rare Endocrine Disorders affecting Growth and Development (University Hospital Robert Debre, APHP, University of Paris, Paris, FRANCE

17:25–17:28 **S09-7 (OP)**

### MANAGEMENT OF VAGINAL AGENESIS WITH FUNCTIONAL UTERUS (VAFU), A RETROSPECTIVE MULTICENTER NATIONAL STUDY

*Antoine SOUTIF*<sup>1</sup>, *Claude LOUIS-BORRIONE*<sup>2</sup>, *Estelle AUBRY*<sup>3</sup>, *Aline RANKE*<sup>4</sup>, *Daniela GORDUZA*<sup>5</sup>, *Alaa EL-GHONEIMI*<sup>4</sup>, *Caroline CAMBY*<sup>7</sup>, *Sophia MOUTTALIB*<sup>8</sup>, *Magali VIAUD*<sup>9</sup>, *Yves HELOURY*<sup>10</sup>, *Georges AUDRY*<sup>1</sup> and *Alaa CHEIKHELARD*<sup>11</sup>

- 1 Trousseau University Hospital, Pediatric Surgery and Urology, Paris, FRANCE
- 2 Marseille University Hospital / Hôpital La Timone-Enfants, Pediatric Surgery and Urology, Marseille, FRANCE
- 3 Lille University Hospital - Hôpital Jeanne de Flandres, Pediatric Surgery and Urology, Lille, FRANCE
- 4 Nancy University Hospital, Pediatric Surgery and Urology, Nancy, FRANCE
- 5 Lyon University Hospital - Hôpital Femme-Mère-Enfant, Hospices Civils de Lyon, Pediatric Surgery and Urology, Bron, FRANCE
- 6 Robert-Debré University Children Hospital, Pediatric Surgery and Urology, Paris Cedex 19, FRANCE
- 7 Nantes University Hospital, Pediatric Surgery and Urology, Nantes, FRANCE
- 8 Toulouse Children's University Hospital, Pediatric Surgery and Urology, Toulouse Cedex 9, FRANCE
- 9 National Reference Center for Gynecological Rare Diseases - Necker University Hospital, Pediatric endocrinology, Paris, FRANCE
- 10 Necker University Hospital, Pediatric Surgery and Urology, Paris, FRANCE
- 11 National Reference Center for Rare Gynecological Diseases - Necker University Hospital, Pediatric Surgery & Urology, Paris, FRANCE

17:28–17:40 **Discussion**

17:40–19:10

**Industry Sponsored Symposium**

**Key Note Lecture: ENURESIS**

**& Open discussion on the Enuresis Case Studies Workshop**

# Friday 10, June 2022

07:00

## Opening of Registration Desk

**07:15–08:00 Educational session: Duplex management – The minimalist versus radicalist**

*Anju Goyal (UK), Erik Van Laecke (Belgium)*

Moderator: Yazan Rawashdeh (Denmark)

**08:00–08:10 Highlights on Previous Day Programme**

*Tudo Enache (Romania)*

08:10–08:40

## S10: FUNCTIONAL VOIDING DISORDERS

**Moderators: Gundela Holmdahl (Sweden), Kathy Herbst (USA)**

08:10–08:13 S10-1 (OP)

### ★ CHILDHOOD DAYTIME URINARY INCONTINENCE IMPROVEMENTS DURING SCHOOL LOCKDOWN DUE TO THE COVID-19 PANDEMIC

*Britt BORG<sup>1</sup>, Konstantinos KAMPERIS<sup>2</sup>, Søren RITTIG<sup>3</sup> and Rene Frydensbjerg ANDERSEN<sup>2</sup>*

- 1 Aarhus University Hospital / Ferring Pharmaceuticals, Child and Youth Medicine, Aarhus, DENMARK
- 2 Aarhus University Hospital, Child and Youth Medicine, Aarhus N, DENMARK

08:13–08:16 S10-2 (OP)

### EXAMINATION OF TRUNK AND LOWER EXTREMITY BIOMECHANICS IN CHILDREN WITH LOWER URINARY SYSTEM DYSFUNCTION

*Ece Zeynep SAATCI<sup>1</sup>, Halil TUGTEPE<sup>2</sup>, Aygul KOSEOGLU<sup>3</sup>, Tugce ATALAY<sup>3</sup> and Ebru KAYA MUTLU<sup>4</sup>*

- 1 Private Tugtepe Pediatric Urology Center, Institute of Graduate Studies Istanbul University-Cerrahpasa, Division of Bladder & Bowel Dysfunction, Division of Physiotherapy and Rehabilitation, Istanbul, TURKEY
- 2 Private Tugtepe Pediatric Urology Center, Istanbul, TURKEY
- 3 Private Tugtepe Pediatric Urology Center, Division of Bladder & Bowel Dysfunction, Istanbul, TURKEY
- 4 Bandirma 17 Eylul University, Faculty of Health Sciences, Physiotherapy and Rehabilitation, Balıkesir, TURKEY

08:16–08:19 S10-3 (OP)

### ASSESSMENT OF PELVIC AND LUMBOSACRAL BONY PARAMETERS IN CHILDREN UNDERGOING SACRAL NEUROMODULATION FOR URINARY AND OR FECAL INCONTINENCE

*Hrair-George MESROBIAN<sup>1</sup>, Jonathan ELLISON<sup>2</sup>, Aushja SYED<sup>3</sup>, Jody BARBEAU<sup>4</sup>, Katja KOVACIC<sup>5</sup> and Manu SOOD<sup>5</sup>*

- 1 Children's Hospital of Wisconsin, Urology, Milwaukee, USA
- 2 Children's Hospital of Wisconsin, Milwaukee, USA
- 3 Medical College of Wisconsin, Urology, Milwaukee, USA
- 4 Medical College of Wisconsin, Quantitative health research, Milwaukee, USA
- 5 Children's and Medical College Wisconsin, Gastroenterology, Milwaukee, USA

08:19–08:40 Discussion



08:40–09:30

## S11: EXSTROPHY-EPISPADIAS COMPLEX

Moderators: Marc-David Leclair (France), Mark Cain (USA)

08:40–08:43 S11-1 (OP)

### BLADDER CAPACITY AND GROWTH IN CLASSIC BLADDER EXSTROPHY: A NOVEL PREDICTIVE TOOL

*Tamir SHOLKLAPPER*<sup>1</sup>, *Mahir MARUF*<sup>1</sup>, *Jiafeng ZHU*<sup>2</sup>, *Jason MICHAUD*<sup>1</sup>, *Mohammad ZAMAN*<sup>1</sup>, *John JAYMAN*<sup>1</sup>, *Roni MANYEVETCH*<sup>1</sup>, *Rachel DAVIS*<sup>1</sup>, *Wayland WU*<sup>1</sup>, *Thomas HARRIS*<sup>1</sup>, *Heather DICARLO*<sup>1</sup>, *Gayane YENOKYAN*<sup>2</sup> and *John GEARHART*<sup>1</sup>

- 1 Johns Hopkins Hospital, Robert D. Jeffs Division of Pediatric Urology, Brady Urological Institute, Baltimore, USA
- 2 Johns Hopkins Bloomberg School of Public Health, Johns Hopkins Biostatistics Center, Baltimore, USA

08:43–08:46 S11-2 (OP)

### ACHIEVING GOAL CAPACITY FOR CONTINENCE SURGERY: A CUMULATIVE EVENT ANALYSIS OF BLADDER EXSTROPHY PATIENTS

*Preeya KHANDGE*, *Kelly HARRIS*, *Wayland WU*, *Mahir MARUF*, *Hiten PATEL*, *Heather DICARLO* and *John GEARHART*  
The Johns Hopkins Medical Institutions, Robert D. Jeffs Division of Pediatric Urology, James Buchanan Brady Urological Institute, Baltimore, USA

08:46–08:49 S11-3 (OP)

### INCREASING BLADDER MUCOSAL VIOLATIONS NEGATIVELY IMPACT BLADDER NECK CLOSURE OUTCOMES IN PATIENTS WITH CLASSIC BLADDER EXSTROPHY

*Chad CRIGGER*<sup>1</sup>, *Thomas HARRIS*<sup>2</sup>, *Tamir SHOLKLAPPER*<sup>1</sup>, *Richard REDETT III*<sup>2</sup> and *John GEARHART*<sup>1</sup>

- 1 Johns Hopkins Medicine, Urology, Division of Pediatric Urology, Baltimore, USA
- 2 Johns Hopkins Medicine, Pediatric Surgery, Division of Plastic Surgery, Baltimore, USA

08:49–08:52 S11-4 (OP)

### URETHRAL GRAFTING FOR THE DEFICIENT URETHRAL PLATE IN EXSTROPHY

*Faisal ALMUTAIRI*<sup>1</sup>, *Arianna MARIOTTO*<sup>1</sup>, *Ae HERNANDEZ*<sup>2</sup>, *David KEENE*<sup>1</sup> and *Raimondo Maximilian CERVELLIONE*<sup>1</sup>

- 1 Royal Manchester Children's Hospital, Department of Paediatric Urology, Manchester, UNITED KINGDOM
- 2 Hospital Universitario Virgen del Rocío, Paediatric urology unit, Seville, SPAIN

08:52–08:55 S11-5 (OP)

### THE DUHAMEL TECHNIQUE TO REDUCE RECURRENCE RATES FOR INGUINAL HERNIA REPAIRS IN BLADDER EXSTROPHY

*Patrick GREEN*, *Verity HAFFENDEN*, *Arianna MARIOTTO*, *David KEENE* and *Raimondo Maximilian CERVELLIONE*  
Royal Manchester Children's Hospital, Department of Paediatric Urology, Manchester, UNITED KINGDOM

08:55–08:58 S11-6 (OP)

### PELVIC OSTEOTOMY AND FIXATION IN CLOACAL EXSTROPHY: A CHANGING PERSPECTIVE

*Nora HANEY*<sup>1</sup>, *Chad CRIGGER*<sup>1</sup>, *Tamir SHOLKLAPPER*<sup>1</sup>, *Shwetha MUDALEGUNDI*<sup>1</sup>, *Angelica GRIGGS-DEMMIN*<sup>1</sup>, *Isam NASR*<sup>2</sup>, *Paul SPONSELLER*<sup>3</sup> and *John P GEARHART*<sup>1</sup>

- 1 Johns Hopkins Hospital, Urology, Baltimore, USA
- 2 Johns Hopkins Hospital, General Pediatric Surgery, Baltimore, USA
- 3 Johns Hopkins Hospital, Pediatric Orthopedic Surgery, Baltimore, USA

08:58–09:03 **S11-7 (VP)**

★ **CLOACAL EXSTROPHY COMPLEX: VIDEO-DEMONSTRATION OF THE PRIMARY SURGICAL APPROACH**

*Tom CLAEYS*<sup>1</sup>, *Caroline JAMAER*<sup>2</sup>, *Elise DE BLESER*<sup>1</sup>, *Ellen ROETS*<sup>3</sup>, *Noortje VAN OSTRUM*<sup>3</sup>, *Aleksandra ZECIC*<sup>4</sup>, *Koen SMETS*<sup>4</sup>, *Lukas MATTHIJSENS*<sup>5</sup>, *Katrien VAN RENTERGHEM*<sup>5</sup>, *Patrick WOUTERS*<sup>5</sup>, *Eline VAN HOECKE*<sup>7</sup>, *Frank PLASSCHAERT*<sup>8</sup>, *Erik VAN LAECKE*<sup>2</sup>, *Piet HOEBEKE*<sup>2</sup> and *Anne-Françoise SPINOIT*<sup>2</sup>

- 1 VITAZ, Urology, Sint-Niklaas, BELGIUM
- 2 Ghent University Hospital, Urology, Gent, BELGIUM
- 3 Ghent University Hospital, Obstetrics, Gent, BELGIUM
- 4 Ghent University Hospital, Neonatal Care, Gent, BELGIUM
- 5 Ghent University Hospital, Surgery, Gent, BELGIUM
- 6 Ghent University Hospital, Anaesthesiology, Gent, BELGIUM
- 7 Ghent University Hospital, Pediatric Psychology, Gent, BELGIUM
- 8 Ghent University Hospital, Orthopaedic Surgery, Gent, BELGIUM

09:03–09:30 **Discussion**

09:30–09:50 **Coffee Break**

09:50–10:10

**Lecture on DSD: "Genetics of DSD: Challenges and Perspectives"**

*Kenneth Mc Elreavey (France)*

10:10–11:10

**Panel: DSD**

*Moderator: Ram Subramanian (UK)*

**Early surgery in CAH: Past. Present. Future?**

*Katja Wolffenbuttel (NL), Pat McKenna (USA), Martine Cools (Belgium), Dina Matos (USA), Amy Wisniewski (USA), Jess (UK)*

11:10–11:45

**S12: DSD**

**Moderators: Katja Wolffenbuttel (Netherlands), Martina Frech-Doerfler (Switzerland)**

11:10–11:13 **S12-1 (OP)**

**NOVEL ASSESSMENT CRITERIA TO GUIDE AND PREDICT FEESIBILITY OF EXCISION VERSUS DIVISION OF MÜLLERIAN DUCT REMNANTS IN MALE DISORDERS OF SEXUAL DEVELOPMENT AND DIFFERENTIATION**

*Mahmoud M. MAREI*<sup>1</sup>, *Mohamed S. ABDELMONSIF*<sup>2</sup>, *Noha Arafa HUSSEIN*<sup>3</sup> and *Ahmed K. WISHAHY*<sup>4</sup>

- 1 Cairo University: Faculty of Medicine - Cairo University Hospitals, Paediatric Surgery Unit/Section, Cairo, EGYPT
- 2 Ghamra Military Hospital, Department of Pediatric Surgery, Cairo, EGYPT
- 3 Cairo University, Diabetes, Endocrine and Metabolism Pediatric Unit (DEMPU), Cairo, EGYPT
- 4 Cairo University: Faculty of Medicine - Cairo University Hospitals, Department of Pediatric Surgery, Cairo, EGYPT

11:13–11:16 **S12-2 (OP)**

**OUTCOMES OF FEMINIZING GENITOPLASTY IN CHILDREN WITH DSD**

*Gabriela GROCHOWSKA and Malgorzata BAKA-OSTROWSKA*

Children's Memorial Health Institute in Warsaw, Paediatric Urology, Warsaw, POLAND



11:16–11:19 **S12-3 (OP)**

### **INTERSEX LAW IN AUSTRIA – WHAT HAPPENED?**

*Alexander SPRINGER*

Medical university Vienna, Paediatric Urology, Vienna, AUSTRIA

11:19–11:45 **Discussion**

11:45–12:05

### **Point & Counter Point (ESPU-EUPSA): Detrusorectomy VS Bladder Augmentation**

*Salvatore Cascio (Ireland), Raimund Stein (Germany)*

*Moderator: Henri Lottmann (France)*

12:05–12:25

### **John Duckett Lecture**

*Patrick McKenna (USA)*

*Introduced by Emilio Merlini (Italy)*

12:25–13:25

**GA**

12:25–13:25 **Lunch**

13:25–14:20

## **S13: LAPAROSCOPY / ROBOTICS**

**Moderators: Mohan Gundeti (USA), Ciro Esposito (Italy)**

13:25–13:28 **S13-1 (OP)**

### **RETROPERITONEAL ROBOTIC RENAL SURGERY IN CHILDREN: AN ENCOURAGING PRELIMINARY EXPERIENCE**

*Marianne ALAM, Venusia FIORENZA, Aline BROCH, Nathalie BOTTO, Henri LOTTMANN and Thomas BLANC*

*Hôpital Necker Enfants Malades, Department of Paediatric Surgery and Urology, Paris, FRANCE*

13:28–13:31 **S13-2 (OP)**

### **SAFETY AND FEASIBILITY OF SAME DAY DISCHARGE AFTER ROBOTIC ASSISTED PYELOPLASTY IN CHILDREN**

*Aline BROCH<sup>1</sup>, Annabel PAYE-JAUJEN<sup>2</sup>, Béatrice BRUNEAU<sup>3</sup>, Pauline LOPEZ<sup>2</sup>, Mary HIDALGO<sup>4</sup> and Thomas BLANC<sup>1</sup>*

<sup>1</sup> Hôpital Necker Enfants malades, Service de chirurgie viscérale et urologie pédiatrique, Paris, FRANCE

<sup>2</sup> Hôpital Robert Debré, Service de chirurgie viscérale et urologie pédiatrique, Paris, FRANCE

<sup>3</sup> Hôpital Robert Debré, Service d'anesthésie pédiatrique, Paris, FRANCE

<sup>4</sup> Hôpital Necker Enfants malades, Service d'anesthésie pédiatrique, Paris, FRANCE

13:31–13:34 **S13-3 (OP)**

### **IS AIRSEAL® CONTINUOUS PRESSURE INSUFFLATOR A SAFE ALTERNATIVE FOR MAINTAINING PNEUMOPERITONEUM IN CHILDREN UNDERGOING LAPAROSCOPIC SURGERY?**

*Aznive AGHABABIAN, Sonam SAXENA, Sahar EFTEKHARZADEH, Katherine FISCHER, John WEAVER, Sameer MITTAL, Christopher LONG, Dana WEISS, Arun SRINIVASAN and Aseem SHUKLA*

Children's Hospital of Philadelphia, Department of Surgery, Division of Urology, Philadelphia, USA

13:34–13:37 **S13-4 (OP)**

### **LAPAROSCOPIC URETERAL REIMPLANTATION AFTER FAILED OPEN SURGERY: INCORPORATING THE PSOAS HITCH MANEUVER FOR SUFFICIENT TUNNEL LENGTH**

*Andrew SHUMAKER<sup>1</sup>, Leon CHERTIN<sup>1</sup>, Sergei BONDARENKO<sup>2</sup>, Kobi STAV<sup>1</sup> and Amos NEHEMAN<sup>1</sup>*

1 Shamir Medical Center, Department of Urology, Beer Yaakov, ISRAEL

2 Regional Clinical Hospital 7, Department of Pediatric Urology, Volgograd, RUSSIAN FEDERATION

13:37–13:40 **S13-5 (OP)**

### **ROBOT-ASSISTED LAPAROSCOPIC AUGMENTATION ILEOCYSTOPLASTY AND MITROFANOFF APPENDICOVESICOSTOMY (RALIMA) IN PEDIATRIC PATIENTS: A DECADE OF UPDATED INTERIM OUTCOMES**

*Amrita MOHANTY<sup>1</sup> and Mohan GUNDETI<sup>2</sup>*

1 The University of Chicago Pritzker School of Medicine, Chicago, USA

2 The University of Chicago Comer Children's Hospital, Department of Surgery, Section of Urology, Chicago, USA

13:40–13:43 **S13-6 (OP)**

### **LAPAROSCOPIC VERSUS OPEN SURGERY IN PEDIATRIC UROLOGY OVER THREE DECADES**

*Rim KIBLAWI<sup>1</sup>, Andrea ZANINI<sup>2</sup>, Benno M. URE<sup>3</sup> and Nagoud SCHUKFEH<sup>1</sup>*

1 Hannover medical school, Pediatric Surgery, Hannover, GERMANY

2 Chris Hani Baragwanath Academic Hospital, University of the Witwatersrand, Pediatric Surgery, Johannesburg, SOUTH AFRICA

3 Hannover medical school, Pediatric Surgery, Hannover, GERMANY

13:43–13:48 **S13-7 (VP)**

### **★ ROBOTIC BLADDER NECK PPLICATION FOR INCONTINENCE TREATMENT: TECHNICAL IMPROVEMENTS**

*Dario Guido MINOLI<sup>1</sup>, Giancarlo ALBO<sup>2</sup>, Erika DE MARCO<sup>1</sup>, Michele GNECH<sup>1</sup>, Carolina BEBI<sup>1</sup>, Emanuele MONTANARI<sup>2</sup>, Gianantonio MANZONI<sup>1</sup> and A. BERRETTINI<sup>1</sup>*

1 Fondazione IRCCS Ca Granda -Ospedale Maggiore Policlinico, Paediatric Urology, Milano, ITALY

2 Fondazione IRCCS Ca Granda -Ospedale Maggiore Policlinico, Urology, Milan, ITALY

13:48–13:53 **S13-8 (VP)**

### **★ ROBOT-ASSISTED PYELOPLASTY: HOW TO DEAL WITH ANATOMIC VARIANTS? A STEP-BY-STEP VIDEO PRESENTATION**

*Caroline JAMAER, Camille BERQUIN, Tom CLAEYS, Elise DE BLESER, Piet HOEBEKE,*

*Erik VAN LAECKE and Anne-Françoise SPINOIT*

Ghent University Hospital, Urology, Ghent, BELGIUM

13:53–14:20 **Discussion**

## Parallel session:

14:00–15:00

### YUPC Session FEAPU Exam. Tips & Tricks – Room Jan Van Eyck

Rianne Lammers

### URETHRAL TRAUMA IN CHILDREN

Rianne Lammers, Mieke Waterschoot, Vladimir Orlov, Sibel Tiryaki

14:20–15:00

## S14: ADOLESCENT UROLOGY

Moderators: Rosalia Misseri (USA), Radim Kočvara (Czech Republic)

14:20–14:23 S14-1 (OP)

### MENTAL HEALTH, PSYCHOSOCIAL FUNCTIONING, AND QUALITY OF LIFE OF CHILDREN, ADOLESCENTS, AND ADULTS WITH BLADDER EXSTROPHY, CLOACAL EXSTROPHY, AND EPISPADIAS: A SCOPING REVIEW

Michelle SOOHOO<sup>1</sup>, Zoë BAKER<sup>1</sup>, Yuding WANG<sup>1</sup>, Lynn KYSH<sup>2</sup>, Hannah DILLON<sup>1</sup>, Zorash MONTANO<sup>3</sup>, Arthi HANNALLAH<sup>1</sup>, Joan KO<sup>1</sup> and Evalynn VASQUEZ<sup>1</sup>

1 Children's Hospital Los Angeles, Division of Urology, Los Angeles, USA

2 Children's Hospital Los Angeles, Institute for Nursing and Interprofessional Research, Los Angeles, USA

3 Phoenix Children's Hospital, Psychology, Phoenix, USA

14:23–14:26 S14-2 (OP)

### PREVALENCE OF OPIOID AND BENZODIAZEPINE USE IN ADULT PATIENTS WITH THE EXSTROPHY-EPISPADIAS COMPLEX

Nora HANEY, Taylor KOHN, Chad CRIGGER, Tamir SHOLKLAPPER, Heather DICARLO and John P GEARHART

Johns Hopkins Hospital, Urology, Baltimore, USA

14:26–14:29 S14-3 (OP)

### AN OBSERVATIONAL STUDY ON SEXUAL, GENITAL AND FERTILITY OUTCOME IN BLADDER-EXSTROPHY AND EPISPADIAS (BEEC) PATIENTS

Emma VAN DEN EEDE<sup>1</sup>, Mira STERCKX<sup>2</sup>, Kato VANGELABBEK<sup>3</sup>, Charlotte DUNFORD<sup>3</sup>, Anthony NOAH<sup>3</sup>, Dan WOOD<sup>3</sup> and Gunter DE WIN<sup>4</sup>

1 UZA Edegem, Gynaecology, Dendermonde, BELGIUM

2 UZA Edegem, Internal medicine, Edegem, BELGIUM

3 UCLH London, Urology, London, UNITED KINGDOM

4 UZA Edegem, Urology, Edegem, BELGIUM

14:29–14:32 S14-4 (OP)

### DYSFUNCTIONAL VOIDING: EXPLORING DISEASE TRANSITION FROM CHILDHOOD TO ADULTHOOD

Frank-Jan VAN GEEN<sup>1</sup>, Eline VAN DE WETERING<sup>2</sup>, Anka NIEUWHOF-LEPPINK<sup>3</sup>, Aart KLIJN<sup>4</sup> and Laetitia DE KORT<sup>1</sup>

1 UMC Utrecht, Urology, Utrecht, NETHERLANDS

2 Radboudumc, Urology, Nijmegen, NETHERLANDS

3 Wilhelmina Children's Hospital, Medical Psychology and Urology, Utrecht, NETHERLANDS

4 Wilhelmina Children's Hospital, Pediatric Urology, Utrecht, NETHERLANDS

14:32–14:35 **S14-5 (OP)**

### **REFERRAL PATTERNS, CLINICAL FEATURES AND MANAGEMENT OF UNCORRECTED HYPOSPADIAS IN A SERIES OF ADULT MEN**

*Tina L. LEUNBACH, Martin SKØTT, Andreas ERNST, Gitte M. HVISTENDAHL and Yazan F. RAWASHDEH*

Aarhus University Hospital, Department of Urology, Section of Pediatric Urology, Aarhus, DENMARK

14:35–14:38 **S14-6 (OP)**

### **SELF-REPORTED OUTCOMES OF FORESKIN RECONSTRUCTION IN DISTAL HYPOSPADIAS TWENTY YEARS AFTER SURGERY**

*Christine SOMMER, Thomas DREYER, Andreas ERNST and Yazan F. RAWASHDEH*

Aarhus University Hospital, Urology, Aarhus N, DENMARK

14:38–14:41 **S14-7 (OP)**

### **★ DECISIONAL REGRET IN ADULTS WITH SPINA BIFIDA REGARDING SURGERIES THEY HAD AS CHILDREN FOR NEUROGENIC BLADDER**

*Joshua ROTH, Konrad SZYMANSKI and Rosalia MISSERI*

Riley Hospital for Children at Indiana University Health, Urology, Indianapolis, USA

### **Parallel session:**

16:00–16:45

### **JPU – ESPU Research Committee joint session: "How I review a paper" – Room Jan Van Eyck**

Presenters: Anthony Caldamone and Anthony Herndon (USA)

14:41–15:00 **Discussion**

15:00–16:10

## **S15: PUV**

**Moderators: Alaa El Ghoneimi (France), Massimo Garriboli (UK)**

15:00–15:03 **S15-1 (OP)**

### **THE USE OF ALPHA BLOCKERS IN PEDIATRIC PATIENTS WITH POSTERIOR URETHRAL VALVE AFTER VALVE ABLATION. CAN IT IMPROVE THE STREAM OF URINARY FLOW IN ABSENCE OF FURTHER OBSTRUCTION? PROSPECTIVE STUDY**

*Waseem ABOULELA<sup>1</sup> and Ahmed ABDEL LATIF<sup>2</sup>*

1 Kasr al Ainy Cairo University, Pediatric urology department about Reech hospital, Cairo, EGYPT

2 Beni suef university, Urology, Beni Suef, EGYPT

15:03–15:06 S15-2 (OP)

### ASSESSING THE UTILITY OF TAMSULOSIN FOR MITIGATING THE NEED TO PROGRESS TO CLEAN INTERMITTENT CATHETERIZATION AND URINARY DIVERSION IN PATIENTS WITH POSTERIOR URETHRAL VALVES: ARE WE PREVENTING THE INEVITABLE?

*Jin Kyu (Justin) KIM*<sup>1</sup>, *Adree KHONDKER*<sup>2</sup>, *Dheidan ALSHAMMARI*<sup>2</sup>, *Michael CHUA*<sup>3</sup>, *Joana DOS SANTOS*<sup>3</sup>, *Natasha BROWNRIGG*<sup>3</sup>, *John WEAVER*<sup>4</sup>, *Gregory TASIAN*<sup>4</sup>, *Armando LORENZO*<sup>3</sup> and *Mandy RICKARD*<sup>3</sup>

- 1 University of Toronto, Urology, Toronto, CANADA
- 2 Hospital for Sick Children, Urology, Toronto, CANADA
- 3 The Hospital for Sick Children, Urology, Toronto, CANADA
- 4 The Children's Hospital of Philadelphia, Urology, Philadelphia, USA

15:06–15:09 S15-3 (OP)

### PRIMARY ABLATION VERSUS URINARY DIVERSION IN POSTERIOR URETHRAL VALVE: SYSTEMATIC REVIEW AND META-ANALYSIS

*Adree KHONDKER*<sup>1</sup>, *Justin CHAN*<sup>1</sup>, *Jin Kyu KIM*<sup>1</sup>, *Michael CHUA*<sup>1</sup>, *Brittney HENDERSON*<sup>2</sup>, *Priyank YADAV*<sup>1</sup>, *Joana DOS SANTOS*<sup>1</sup>, *Gregory TASIAN*<sup>2</sup>, *Mandy RICKARD*<sup>1</sup> and *Armando LORENZO*<sup>1</sup>

- 1 The Hospital for Sick Children, Division of Urology, Toronto, CANADA
- 2 Children's Hospital of Philadelphia, Division of Urology, Philadelphia, USA

15:09–15:12 S15-4 (OP)

### COMPARISON OF OUTCOMES OF PRENATAL VERSUS POSTNATAL PRESENTATION OF POSTERIOR URETHRAL VALVES: MULTI-INSTITUTIONAL EXPERIENCE WITH SYSTEMATIC REVIEW AND META-ANALYSIS

*Priyank YADAV*<sup>1</sup>, *Mandy RICKARD*<sup>1</sup>, *John WEAVER*<sup>2</sup>, *Antoine Fermin SELMAN*<sup>2</sup>, *Michael CHUA*<sup>1</sup>, *Jin Kyu KIM*<sup>1</sup>, *Adree KHONDKER*<sup>1</sup>, *Karen MILFORD*<sup>1</sup>, *Daniel KEEFE*<sup>1</sup>, *Marisol LOLAS*<sup>1</sup>, *Joana DOS SANTOS*<sup>1</sup>, *Lauren ERDMAN*<sup>3</sup>, *Marta SKRETA*<sup>3</sup>, *Eran ASHWAL*<sup>4</sup>, *Bernarda VITERI*<sup>5</sup>, *Greg RYAN*<sup>4</sup>, *Gregory TASIAN*<sup>2</sup> and *Armando LORENZO*<sup>1</sup>

- 1 The Hospital for Sick Children, Urology, Toronto, CANADA
- 2 Children's Hospital of Philadelphia, Urology, Philadelphia, USA
- 3 The Hospital for Sick Children, Center for Computational Medicine, Toronto, CANADA
- 4 Ontario Fetal Center, Obstetrics and Gynaecology, Toronto, CANADA
- 5 Children's Hospital of Philadelphia, Nephrology, Philadelphia, USA

15:12–15:15 S15-5 (OP)

### ★ DEVELOPMENT AND VALIDATION OF THE TORONTO NOMOGRAM FOR PREDICTING THE DIAGNOSIS OF POSTERIOR URETHRAL VALVES BASED ON AN ANTENATAL ULTRASOUND INDEX GENERATED FROM A BAYESIAN META-REGRESSION ANALYSIS

*Michael CHUA*<sup>1</sup>, *Jin Kyu (Justin) KIM*<sup>2</sup>, *Tim VAN MIEGHEM*<sup>3</sup>, *Joana DOS SANTOS*<sup>1</sup>, *Eric MACKAY*<sup>1</sup>, *Lauren ERDMAN*<sup>1</sup>, *Marta SKRETA*<sup>1</sup>, *Daniel KEEFE*<sup>1</sup>, *Natasha BROWNRIGG*<sup>1</sup>, *Armando LORENZO*<sup>1</sup> and *Mandy RICKARD*<sup>1</sup>

- 1 The Hospital for Sick Children, Urology, Toronto, CANADA
- 2 University of Toronto, Urology, Toronto, CANADA
- 3 Mount Sinai Hospital, Maternal Fetal Medicine, Toronto, CANADA



15:15–15:18 **S15-6 (OP)**

### **POSTERIOR URETHRAL VALVES, UNILATERAL VESICoureTERAL REFLUX AND RENAL DYSPLASIA (VURD) SYNDROME: LONGITUDINAL EVALUATION OF LONG-TERM RENAL FUNCTION**

*Irene PARABOSCHI*<sup>1</sup>, *Adele GIANNETTONI*<sup>2</sup>, *Pankaj MISHRA*<sup>3</sup>, *Joanna CLOTHIER*<sup>4</sup> and *Massimo GARRIBOLI*<sup>5</sup>

- 1 Fundation IRCCS Cà Granda Policlinico di Milano, Paediatric Urology, Milano, ITALY
- 2 Evelina London Children's Hospital, London, UK, Paediatric Urology, London, UNITED KINGDOM
- 3 Evelina London Children's Hospital, London, United Kingdom, Paediatric Urology, London, UNITED KINGDOM
- 4 Evelina London Children's Hospital, Department of Paediatric Nephro-urology, London, UNITED KINGDOM
- 5 Evelina London Children's Hospital, Paediatric urology, London, UNITED KINGDOM

15:18–15:38 **Discussion**

15:38–15:41 **S15-7 (OP)**

### **RISK FACTORS FOR FEBRILE URINARY TRACT INFECTION IN BOYS WITH POSTERIOR URETHRAL VALVES: SECONDARY ANALYSIS OF THE CIRCUP TRIAL STUDY POPULATION**

*Luke HARPER*<sup>1</sup>, *Nathalie BOTTO*<sup>2</sup>, *Mathieu PEYCELON*<sup>3</sup>, *Jean-Luc MICHEL*<sup>4</sup>, *Marc-David LECLAIR*<sup>5</sup>, *Sarah GARNIER*<sup>6</sup>, *Pauline CLERMIDI*<sup>7</sup>, *Alexis ARNAUD*<sup>8</sup>, *Anne DARIEL*<sup>9</sup>, *Eric DOBREMEZ*<sup>10</sup>, *Alice FAURE*<sup>9</sup>, *Laurent FOURCADE*<sup>11</sup>, *Nadia BOUDAOU*<sup>12</sup>, *Yann CHAUSSY*<sup>13</sup>, *Fideline COLLIN*<sup>4</sup>, *Laelitia HUIART*<sup>4</sup>, *Cyril FERDYNUS*<sup>14</sup>, *Valery BOCQUET*<sup>4</sup> and *Frederique SAUVAT*<sup>4</sup>

- 1 CHU Pellegrin-Enfants, Pediatric Surgery, Bordeaux, FRANCE
- 2 Necker Enfants-Malades, Paris, FRANCE
- 3 Hopital Robert Debre, Paris, FRANCE
- 4 CHU F Guyon, Saint-Denis De La Réunion, FRANCE
- 5 CHU Nantes, Nantes, FRANCE
- 6 CHU Montpellier, Montpellier, FRANCE
- 7 Hopital armand trousseau, Paris, FRANCE
- 8 CHU Rennes, Rennes, FRANCE
- 9 CHU Marseille, Marseille, FRANCE
- 10 CHU Pellegrin-Enfants, Bordeaux, FRANCE
- 11 CHU Limoges, Limoges, FRANCE
- 12 CHU Reims, Reims, FRANCE
- 13 CHU besançon, Besançon, FRANCE
- 14 CHU La Réunion, Saint-Denis, FRANCE

15:41–15:44 **S15-8 (OP)**

### **LONG-TERM BLADDER OUTCOMES USING SYMPTOMATOLOGY SCORING SYSTEM FOR POSTERIOR URETHRAL VALVES**

*Nora HANEY*<sup>1</sup>, *Tamir SHOLKLAPPER*<sup>1</sup>, *Chad CRIGGER*<sup>1</sup>, *Angelica GRIGGS-DEMMIN*<sup>2</sup>, *Shwetha MUJALEGUNDI*<sup>2</sup> and *Charlotte WU*<sup>2</sup>

- 1 Johns Hopkins Hospital, Urology, Baltimore, USA
- 2 Johns Hopkins Hospital, Pediatric Urology, Baltimore, USA

15:44–15:47 **S15-9 (OP)**

### **THE ROLE OF SHEAR WAVE ELASTOGRAPHY IN EVALUATION OF BLADDER DYSFUNCTION OF POSTERIOR URETHRAL VALVE PATIENTS**

*Kamranbay GASIMOV<sup>1</sup>, Muhammet Irfan DONMEZ<sup>2</sup>, Zuhai BAYRAMOGLU<sup>3</sup>, Vasileios TATANIS<sup>4</sup>, Bilal CETIN<sup>2</sup>, Muhammet Ali COLAK<sup>5</sup>, Tayfun OKTAR<sup>2</sup> and Hasan Orhan ZIYLAN<sup>2</sup>*

- 1 Hacettepe University, Pediatric Urology, Ankara, TURKEY
- 2 Istanbul University, Urology Department, Pediatric Urology Division, Istanbul, TURKEY
- 3 Istanbul University, Radiology Department, Pediatric Urology Division, Istanbul, TURKEY
- 4 Hacettepe University, Urology Department, Pediatric Urology Division, Ankara, TURKEY
- 5 Hacettepe University, Urology Department, Ankara, TURKEY

15:47–15:50 **S15-10 (OP)**

### **IMPACT ON FAMILY OF HAVING A BOY WITH POSTERIOR URETHRAL VALVES**

*Luke HARPER<sup>1</sup>, Nathalie BOTTO<sup>2</sup>, Matthieu PEYCELON<sup>3</sup>, Jean-Luc MICHEL<sup>4</sup>, Marc-David LECLAIR<sup>5</sup>, Sarah GARNIER<sup>6</sup>, Pauline CLERMIDI<sup>7</sup>, Alexis ARNAUD<sup>8</sup>, Anne DARIEL<sup>9</sup>, Eric DOBREMEZ<sup>10</sup>, Alice FAURE<sup>9</sup>, Laurent FOURCADE<sup>11</sup>, Nadia BOUDAOU<sup>12</sup>, Yann CHAUSSY<sup>13</sup>, Laetitia HUIART<sup>4</sup>, Cyril FERDYNUS<sup>4</sup>, Valery BOCQUET<sup>4</sup> and Frederique SAUVAT<sup>4</sup>*

- 1 CHU Pellegrin-Enfants, Pediatric Surgery, Bordeaux, FRANCE
- 2 Necker Enfants-Malades, Paris, FRANCE
- 3 Hopital Robert Debre, Paris, FRANCE
- 4 CHU F Guyon, Saint-Denis De La Réunion, FRANCE
- 5 CHU Nantes, Nantes, FRANCE
- 6 CHU Montpellier, Montpellier, FRANCE
- 7 Hopital armand trousseau, Paris, FRANCE
- 8 CHU Rennes, Rennes, FRANCE
- 9 CHU Marseille, Marseille, FRANCE
- 10 CHU Pellegrin-Enfants, Bordeaux, FRANCE
- 11 CHU Limoges, Limoges, FRANCE
- 12 CHU Reims, Reims, FRANCE
- 13 CHU besançon, Besançon, FRANCE

15:50–15:53 **S15-11 (OP)**

### **POSTERIOR URETHRAL VALVES IN PATIENTS WITH TRISOMY 21: SIMILAR RENAL OUTCOMES DESPITE LOWER RATES OF VOLITIONAL VOIDING**

*Alice XIANG, John WEAVER, Iqra NADEEM, Neeta D'SOUZA, Many RICKARD, Gregory TASIAN, Dana WEISS, Karen MILFORD, Armando LORENZO and Christopher LONG*

Children's Hospital of Philadelphia, Pediatric Urology, Philadelphia, USA

15:50–15:53 **S15-12 (OP)**

### **POSTERIOR URETHRAL VALVES IN PATIENTS WITH TRISOMY 21: SIMILAR RENAL OUTCOMES DESPITE LOWER RATES OF VOLITIONAL VOIDING.**

*Alice XIANG, John WEAVER, Iqra NADEEM, Neeta D'SOUZA, Mandy RICKARD, Gregory TASIAN, Dana WEISS, Karen MILFORD, Armando LORENZO and Christopher LONG*

Children's Hospital of Philadelphia, Pediatric Urology, Philadelphia, USA

15:53–16:10 **Discussion**

16:10–16:30 **Coffee Break**

16:30–17:05

## S16: ENDOUROLOGY

**Moderators:** Berk Burgu (Turkey), Sharjeel Saultat (Pakistan)

16:30–16:33 S16-1 (OP)

### USE OF MAGNETIC DOUBLE J STENTS IN PEDIATRIC PATIENTS

*Rocio LIZARRAGA RODRIGUEZ, Leire LARREINA DE LA FUENTE, Nerea GONZALEZ TEMPRANO, Flor De Nieve VILLALON FERRERO, Marina ROMAN MOLEON and Alexander URBISTONDO GALARRAGA*  
Hospital Universitario Donostia, Cirugia Pediatrica, San Sebastian, SPAIN

16:33–16:36 S16-2 (OP)

### POSTOPERATIVE JJ STENT IS NOT NECESSARY AFTER BALLOON HIGH-PRESSURE ENDOSCOPIC DILATATION OF PRIMARY OBSTRUCTIVE MEGAURETER

*Sebastien FARAJ, Thomas LOUBERSAC, Aurelien GRAVELEAU, Hortense ALLIOT, Caroline CAMBY and Marc-David LECLAIR*  
CHU Nantes, Pediatric surgery, Nantes, FRANCE

16:36–16:39 S16-3 (OP)

### ★ THE SAFETY AND EFFICACY OF NON-PAPPILLARY PUNCTURE TECHNIQUE DURING MINI-PECUTANEOUS NEPHROLITHOTOMY IN CHILDREN

*Ahmed FAHMY, Mohamed YOUSSEF, Haytham BADAWY, Walid DAWOOD, Amr KAMAL and Assem GHOZLAN*  
Alexandria Faculty of Medicine, Urology Department, Alexandria, EGYPT

16:39–16:42 S16-4 (OP)

### SINGLE STEP TRACK DILATION FOR PERCUTANEOUS NEPHROLITHOTOMY IN CHILDREN: DOES IT WORTH?

*Ahmed FAHMY, Mohamed YOUSSEF, Haytham BADAWY, Walid DAWOOD, Amr KAMAL and Assem GHOZLAN*  
Alexandria Faculty of Medicine, Urology Department, Alexandria, EGYPT

16:42–16:45 S16-5 (OP)

### DOES AMPLATZ SHEATH SIZE MATTERS IN PEDIATRIC PCNL? A SINGLE CENTER STUDY

*Sharjeel SAULAT, Hamza ASHRAF, Ashba MUSHTAQUE and Syed Saeed Uddin QADRI*  
Tabba Kidney Institute, Pediatric Urology, Karachi, PAKISTAN

16:45–17:05 Discussion

17:05–17:40

## T&T: TIPS & TRICKS

**Moderators** Gianantonio Manzoni (Italy)

17:05–17:08 T&T-1 (OP)

### EXTERNAL CORPORA ROTATION WITHOUT COMPLETE PENILE DISASSEMBLY DURING EPISPADIAS REPAIR

*Raimondo Maximilian CERVELLIONE*  
Royal Manchester Children's Hospital, Paediatric Urology, Manchester, UNITED KINGDOM

17:08–17:10 **Discussion**

17:10–17:13 **T&T-2 (OP)**

### **MORE AGGRESSIVENESS IN THE GLANS AND NO URETHROPLASTY. A GUD IDEA AND A TRUE CHANGE IN DISTAL HYPOSPADIAS REPAIR PHILOSOPHY**

Antonio MACEDO JR

Federal University of São Paulo, Pediatrics / Pediatric Urology, São-Paulo, BRAZIL

17:13–17:15 **Discussion**

17:15–17:18 **T&T-3 (OP)**

### **JUGAAD IN PAEDIATRIC UROLOGY**

Sadaf ABA UMER KODWAWWALA

Sindh Institute of Urology & Transplantation, Philip G. Ransley Department of Paediatric Urology, Karachi, PAKISTAN

17:18–17:20 **Discussion**

17:20–17:23 **T&T-4 (OP)**

### **URETEROCALICOSTOMY: USING GREATER OMENTUM IN A CAPSULE DENUDED KIDNEY**

Sajid SULTAN

Sindh Institute of Urology & Transplantation, Paediatric Urology, Karachi, PAKISTAN

17:23–17:25 **Discussion**

17:25–17:28 **T&T-5 (OP)**

### **APPENDICOVESICOSTOMY (APV) OR APPENDICO- CECO- VESICOSTOMY (A- C- PV)**

Mohan GUNDETI

University of Chicago Medicine, Paed Urology, Chicago, USA

17:28–17:40 **Discussion**

17:40–18:25

## **S17: TESTIS**

**Moderators: Annette Schröder (Germany), Matthieu Peycelon (France)**

17:40–17:43 **S17-1 (OP)**

### **SURGICAL OUTCOMES AND RADIATION EXPOSURE AFTER ANTEGRADE SCLEROTHERAPY IN THE PAEDIATRIC POPULATION: A SINGLE CENTER EXPERIENCE**

Carolina BEBI<sup>1</sup>, Marco BILATO<sup>1</sup>, Michele GNECH<sup>2</sup>, Erika Adalgisa DE MARCO<sup>3</sup>, Dario Guido MINOLI<sup>3</sup>, Irene PARABOSCHI<sup>3</sup>, Emanuele MONTANARI<sup>1</sup>, Luca BOERI<sup>1</sup>, Irene FULGHERI<sup>4</sup>, Gianantonio MANZONI<sup>3</sup> and Alfredo BERRETTINI<sup>3</sup>

1 Fondazione IRCCS Cà Granda Ospedale Maggiore Policlinico - University of Milan, Urology Unit, Milan, ITALY

2 PhD School in Reproduction and Development Sciences, University of Trieste, Trieste, ITALY

3 Fondazione IRCCS Cà Granda Ospedale Maggiore Policlinico, Paediatric Urology Unit, Milan, ITALY

4 Fondazione IRCCS Cà Granda Ospedale Maggiore Policlinico - University of Milan, Radiology, Milan, ITALY

17:43–17:46 **S17-2 (OP)**

### **CAN ELASTOGRAPHY DISTINGUISH THE TESTICULAR CATCH-UP GROWTH FROM HYPERTROPHY DUE TO INTRATESTICULAR EDEMA AFTER PREPUBERTAL VARICOCELE REPAIR?**

*Aykut AKINCI<sup>1</sup>, Murat Can KARABURUN<sup>2</sup>, Eralp KUBILAY<sup>2</sup>, Mehmet Fatih OZKAYA<sup>2</sup>, Tarkan SOYGUR<sup>1</sup> and Berk BURGU<sup>1</sup>*

1 Ankara University Faculty of Medicine, Pediatric Urology, Ankara, TURKEY

2 Ankara University Faculty of Medicine, Urology, Ankara, TURKEY

17:46–17:49 **S17-3 (OP)**

### **ARE TESTICULAR VOLUME DISCREPANCY AND TOTAL TESTICULAR VOLUME INDICATORS OF MALE FERTILITY POTENTIAL IN ADOLESCENT VARICOCELE?**

*Adele RAYMO<sup>1</sup>, Maria Camila SUAREZ ARBELAEZ<sup>2</sup>, Isabella CABRERA<sup>1</sup>, Cinthia GALVEZ<sup>1</sup>, Daniel E. NASSAU<sup>1</sup>, Andrew LABBIE<sup>1</sup>, Rafael GOSALBEZ<sup>1</sup>, Alireza ALAM<sup>1</sup> and Ranjith RAMASAMY<sup>2</sup>*

1 Nicklaus Children's Hospital, Pediatric Urology, Miami, USA

2 University of Miami, Urology, Miami, USA

17:49–17:52 **S17-4 (OP)**

### **TESTICULAR TORSION DURING THE COVID 19 PANDEMIC: RESULTS OF A MULTICENTER STUDY IN NORTHERN ITALY**

*Elisa CERCHIA<sup>1</sup>, Elisa ZAMBAITI<sup>2</sup>, Riccardo GUANA<sup>1</sup>, Giulia GIANNOTTI<sup>3</sup>, Dalia GOBBI<sup>4</sup>, Valeria BUCCI<sup>5</sup>, Maurizio CHELI<sup>3</sup>, Paola MIDRIO<sup>6</sup>, Pier Giorgio GAMBA<sup>6</sup>, Fabio Salvatore CHIARENZA<sup>5</sup>, Fabrizio GENNARI<sup>2</sup> and Simona GEROCARNI NAPPO<sup>1</sup>*

1 Regina Margherita Children's Hospital, Pediatric Urology, Turin, ITALY

2 Regina Margherita Children's Hospital, Pediatric Surgery, Turin, ITALY

3 ASST Papa Giovanni XXIII, Pediatric Surgery, Bergamo, ITALY

4 Ospedale Ca' Foncello, Pediatric Surgery, Treviso, ITALY

5 Ospedale San Bortolo, Pediatric Surgery, Vicenza, ITALY

6 University Hospital of Padova, Pediatric Surgery, Padova, ITALY

## MANAGEMENT OF INTRA-ABDOMINAL TESTIS IN PRUNE BELLY SYNDROME: LONG TERM OUTCOMES IN A NATIONAL COHORT

*Pauline LOPEZ*<sup>1</sup>, *Thomas BLANC*<sup>2</sup>, *Arthur LAURIOT DIT PREVOST*<sup>3</sup>, *Pauline CLERMIDI*<sup>4</sup>, *Alice FAURE*<sup>5</sup>,  
*Sophie BRANCHEREAU*<sup>6</sup>, *Coralie DEFERT*<sup>7</sup>, *Etienne SUPPLY*<sup>8</sup>, *Sébastien FARAJ*<sup>9</sup>, *Marc CHALHOUB*<sup>10</sup>, *Yann CHAUSSY*<sup>11</sup>,  
*David LOUIS*<sup>12</sup>, *Marie-Laurence POLI-MEROL*<sup>13</sup>, *Annabel PAYE JAOUEN*<sup>1</sup>, *Matthieu PEYCELON*<sup>1</sup> and *Alaa EL GHONEIMI*<sup>1</sup>

- 1 Department of pediatric surgery and urology, National Reference center for Rare Urinary Tract Malformations (MARVU), University Hospital Robert Debre, APHP, University of Paris, Paris, FRANCE
- 2 Department of pediatric surgery and urology, National Reference center for Rare Urinary Tract Malformations (MARVU), University Hospital Necker, APHP, University of Paris, Paris, FRANCE
- 3 Department of pediatric surgery and urology, National Reference center for Rare Urinary Tract Malformations (MARVU), University Hospital Lille, University of Lille, Lille, FRANCE
- 4 Department of pediatric surgery and urology, National Reference center for Rare Urinary Tract Malformations (MARVU), University Hospital Armand Trousseau, APHP, Sorbonne University, Paris, FRANCE
- 5 Department of pediatric surgery and urology, National Reference center for Rare Urinary Tract Malformations (MARVU), University Hospital of Marseille, APHM, Aix-Marseille University, Marseille, FRANCE
- 6 Department of pediatric surgery and urology, National Reference center for Rare Urinary Tract Malformations (MARVU), University Hospital Bicêtre, APHP, Paris-Saclay University, Le Kremlin Bicêtre, FRANCE
- 7 Department of pediatric surgery and urology, National Reference center for Rare Urinary Tract Malformations (MARVU), University Hospital Rennes, Rennes1 University, Rennes, FRANCE
- 8 Department of pediatric surgery and urology, National Reference center for Rare Urinary Tract Malformations (MARVU), University Hospital La Reunion, La Reunion University, La Réunion, FRANCE
- 9 Department of pediatric surgery and urology, National Reference center for Rare Urinary Tract Malformations (MARVU), University Hospital Nantes, Nantes University, Nantes, FRANCE
- 10 Department of pediatric surgery and urology, National Reference center for Rare Urinary Tract Malformations (MARVU), University Hospital Toulouse, Toulouse III Paul Sabatier University, Toulouse, FRANCE
- 11 Department of pediatric surgery and urology, National Reference center for Rare Urinary Tract Malformations (MARVU), University Hospital Besançon, Franche-Comté University, Besançon, FRANCE
- 12 Department of pediatric surgery and urology, National Reference center for Rare Urinary Tract Malformations (MARVU), University Hospital Dijon, Dijon Bourgogne University, Dijon, FRANCE
- 13 Department of pediatric surgery and urology, National Reference center for Rare Urinary Tract Malformations (MARVU), University Hospital Reims, Reims Champagne-Ardenne University, Reims, FRANCE

17:55–17:58 **S17-6 (OP)**

### **UROLOGICAL IMPACT OF EPIDIDYMO-ORCHITIS IN ANORECTAL MALFORMATIONS: AN ARM-NET CONSORTIUM STUDY**

Anna MORANDI<sup>1</sup>, Maria FANJUL<sup>2</sup>, Barbara Daniela IACOBELLI<sup>3</sup>, Inbal SAMUK<sup>4</sup>, Dalia AMINOFF<sup>5</sup>, Paola MIDRIO<sup>6</sup>, Ivo DE BLAAUW<sup>7</sup>, Eberhard SCHMIEDEKE<sup>8</sup>, Alessio PINI PRATO<sup>9</sup>, Wout FEITZ<sup>10</sup>, Herjan VAN DER STEEG<sup>1</sup>, Dario Guido MINOLI<sup>11</sup>, C.E.J. Pim SLOOTS<sup>12</sup>, Francesco FASCETTI LEON<sup>13</sup>, Igor MAKEDONSKY<sup>14</sup>, Araceli GARCIA<sup>15</sup> and Pernilla STENSTROM<sup>16</sup>

- 1 Fondazione IRCCS Ca Granda -Ospedale Maggiore Policlinico, Paediatric Surgery, Milan, ITALY
- 2 Hospital Gregorio Maranon, Paediatric Surgery, Madrid, SPAIN
- 3 Bambino Gesù Children's Hospital-Research Institute, Rome, Italy, Medical and Surgical Neonatology Department, Newborn Surgery Unit, Rome, ITALY
- 4 Schneider Children's Medical Center, Petah Tikva, affiliated with Sackler Faculty of Medicine, Pediatric and Adolescent Surgery Department, Tel Aviv, ISRAEL
- 5 Aimar, Italian Patients' and Parents' Organization for Anorectal Malformation, Rome, ITALY
- 6 Cà Foncello regional Hospital, Paediatric Surgery, Treviso, ITALY
- 7 Radboudumc Amalia Children's Hospital, Paediatric Surgery, Nijmegen, NETHERLANDS
- 8 Klinikum Bremen Mitte, Clinic for Paediatric Surgery and Paediatric Urology, Bremen, GERMANY
- 9 The Children Hospital, Azienda Ospedaliera SS Antonio e Biagio e Cesare Arrigo, Paediatric Surgery, Alessandria, ITALY
- 10 Radboudumc Amalia Children's Hospital, Urology Department, Division of Paediatric Urology, Nijmegen, NETHERLANDS
- 11 Fondazione IRCCS Ca Granda -Ospedale Maggiore Policlinico, Paediatric Urology, Milano, ITALY
- 12 Erasmus MC-Sophia Children's Hospital, Paediatric Surgery, Rotterdam, NETHERLANDS
- 13 University of Padua, Pediatric Surgery Unit, Women's and Children's Health Department, Padova, ITALY
- 14 Rudnev Dnipropetrovsk Specialized Clinical Medical Center for Mother and Child Health, Paediatric Surgery, Dnipro, UKRAINE
- 15 University Hospital 12 de Octubre, Paediatric Surgery, Madrid, SPAIN
- 16 Lund University, Skane University Hospital, Paediatric Surgery, Lund, SWEDEN

17:58–18:01 **S17-7 (OP)**

### **NOMOGRAM FOR PREDICTING MALIGNANT TESTICULAR TUMORS IN CHILDREN BASED ON AGE, ALPHA-FETOPROTEIN, AND ULTRASONOGRAPHY**

Wang HUI<sup>1</sup>, Huang YICHEN<sup>1</sup>, Zhang YUE<sup>2</sup>, Hu HUIYONG<sup>3</sup>, Xie HUA<sup>1</sup>, Lv YIQING<sup>1</sup>, Li XAOXI<sup>1</sup> and Chen FANG<sup>1</sup>

- 1 Shanghai Children's Hospital, Shanghai Jiaotong University, Department of Urology, Shanghai, CHINA
- 2 Shanghai Jiao Tong University, School of Life Sciences and Biotechnology, Shanghai, CHINA
- 3 Shanghai Children's Hospital, Shanghai Jiaotong University, Department of Ultrasound, Shanghai, CHINA

18:01–18:25 **Discussion**

19:30 **Congress Dinner**

**Saturday 11, June 2022**

**07:30**

**Opening of Registration Desk**

**07:50–08:00**

**Highlights on Previous Day Programme**

*Mahmoud Marei (Egypt)*

**08:00–08:30**

**S18: ENURESIS**

**Moderators: Simona Gerocarni Nappo (Italy), Erik Van Laecke (Belgium)**

**08:00–08:03 S18-1 (OP)**

**A SINGLE-CENTER PROSPECTIVE COHORT STUDY ON FIRST-MORNING URINE OSMOLALITY AND NOCTURNAL ENURESIS IN CHILDREN**

*Jae Min CHUNG and Sang Don LEE*

Pusan National Children's Hospital, Urology, Yangsan-Si, REPUBLIC OF KOREA

**08:03–08:06 S18-2 (OP)**

**CIRCADIAN RHYTHM OF URINARY WATER AND SOLUTE EXCRETION IN CHILDREN WITH ENURESIS**

*Sevasti KARAMARIA<sup>1</sup>, Vincent DELENS<sup>2</sup>, Lien DOSSCHE<sup>1</sup>, Ann RAES<sup>1</sup>, Evelien SNAUWAERT<sup>3</sup> and Johan VANDE WALLE<sup>1</sup>*

<sup>1</sup> Ghent University Hospital, Ghent University, Pediatric Nephrology, Ghent, BELGIUM

<sup>2</sup> Ghent University, Ghent, BELGIUM

<sup>3</sup> Ghent University Hospital, Pediatric Nephrology, Ghent, BELGIUM

**08:06–08:09 S18-3 (OP)**

**THERAPEUTIC WINDOW FOR DESMOPRESSIN IN NOCTURNAL ENURESIS**

*Sevasti KARAMARIA<sup>1</sup>, Lien DOSSCHE<sup>1</sup>, Ann RAES<sup>1</sup>, Evelien SNAUWAERT<sup>2</sup> and Johan VANDE WALLE<sup>1</sup>*

<sup>1</sup> Ghent University Hospital, Ghent University, Pediatric Nephrology, Ghent, BELGIUM

<sup>2</sup> Ghent University Hospital, Pediatric Nephrology, Ghent, BELGIUM

**08:09–08:30 Discussion**



08:30–09:25

## S19: NEUROPATHIC BLADDER

Moderators: **Giovani Mosiello (Italy), Antonio Macedo (Brasil)**

08:30–08:33 S19-1 (OP)

### PRENATAL MYELOMENINGOCELE REPAIR – CHANCE FOR SOCIAL CONTINENCE

*Agnieszka PASTUSZKA<sup>1</sup>, Tomasz KOSZUTSKI<sup>1</sup>, Anita OLEJEK<sup>2</sup> and Jacek ZAMŁYŃSKI<sup>2</sup>*

- 1 Medical University of Silesia in Katowice, School of Medicine in Katowice, Clinical Department of Children's Surgery, Department of Children's Surgery and Urology, Katowice, POLAND
- 2 Medical University of Silesia in Katowice, School of Medicine with Division of Dentistry in Zabrze, Department of Gynaecology, Obstetrics and Oncological Gynaecology, Bytom, POLAND

08:33–08:36 S19-2 (OP)

### LONG TERM FOLLOW-UP OF PATIENTS WITH MYELOMENINGOCELE AFTER IN-UTERO REPAIR. WHAT IS THE FATE OF THE BLADDER?

*Antonio MACEDO JR<sup>1</sup>, Hugo GANCHOZO<sup>2</sup>, Paula CAMILATO<sup>2</sup>, Gilmar GARRONE<sup>2</sup>, Sergio OTTONI<sup>2</sup> and Marcela LEAL DA CRUZ<sup>2</sup>*

- 1 Federal University of Sao Paulo, Pediatrics, Sao Paulo, BRAZIL
- 2 CACAU/NUPEP, Urology, Sao Paulo, BRAZIL

08:36–08:39 S19-3 (OP)

### SIMULTANEOUS BLADDER AUGMENTATION AND ARTIFICIAL URINARY SPHINCTER PLACEMENT IN NEUROPATHIC URINARY INCONTINENCE. IS IT SAFE TO PERFORM? LONG-TERM RESULTS

*Carlos DELGADO MIGUEL<sup>1</sup>, Antonio MUÑOZ-SERRANO<sup>1</sup>, Lucas MORATILLA<sup>2</sup>, Virginia AMESTY<sup>2</sup>, Susana RIVAS<sup>2</sup>, Roberto LOBATO<sup>2</sup>, María José MARTÍNEZ-URRUTIA<sup>2</sup> and Pedro LÓPEZ-PEREIRA<sup>2</sup>*

- 1 La Paz Children's Hospital, Pediatric Surgery, Madrid, SPAIN
- 2 La Paz Children's Hospital, Pediatric Urology, Madrid, SPAIN

08:39–08:42 S19-4 (OP)

### VERY LONG-TERM OUTCOMES OF AUGMENTATION CYSTOPLASTY IN NEUROPATHIC BLADDER PATIENTS WITH OVER 20 YEARS OF FOLLOW-UP

*Carlos DELGADO MIGUEL<sup>1</sup>, Antonio MUÑOZ-SERRANO<sup>1</sup>, Lucas MORATILLA<sup>1</sup>, Susana RIVAS<sup>2</sup>, Roberto LOBATO<sup>2</sup>, María José MARTÍNEZ-URRUTIA<sup>2</sup> and Pedro LÓPEZ-PEREIRA<sup>2</sup>*

- 1 La Paz Children's Hospital, Pediatric Surgery, Madrid, SPAIN
- 2 La Paz Children's Hospital, Pediatric Urology, Madrid, SPAIN

09:00–09:03 S19-5 (OP)

### CAN VIRTUAL REALITY REDUCE THE NEED FOR ANESTHESIA DURING VIDEOURODYNAMIC STUDIES IN CHILDREN?

*Can Utku BAKLACI<sup>1</sup>, Aykut AKINCI<sup>2</sup>, Tarkan SOYGUR<sup>1</sup> and Berk BURGÜ<sup>2</sup>*

- 1 Ankara University Faculty of Medicine, Urology, Ankara, TURKEY
- 2 Ankara University Faculty of Medicine, Pediatric Urology, Ankara, TURKEY

09:03–09:06 **S19-6 (OP)**

## **A PROTOCOL-BASED MANAGEMENT OF PATIENTS WITH MYELOMENINGOCELE: UROLOGICAL OUTCOMES**

*Ganesh VYTHILINGAM, Susan MAESTRI, Josie COLEMEADOW, Neetu KUMAR, Navroop JOHAL and Divyesh DESAI*  
Great Ormond Street Children Hospital, Urology, London, UNITED KINGDOM

09:06–09:09 **S19-7 (OP)**

## **PRELIMINARY EXPERIENCE WITH ADJUSTABLE PERIURETHRAL BALLOONS (ADJUSTABLE CONTINENCE THERAPY, ACTTM) TO TREAT PEDIATRIC NEUROGENIC STRESS INCONTINENCE**

*Alice FAURE<sup>1</sup>, Mirna HADDAD<sup>2</sup>, Thierry MERROT<sup>2</sup>, Jean-Michel GUYS<sup>2</sup> and Gilles KARSENTY<sup>2</sup>*

- 1 Hôpital La Tirone enfant, Paediatric surgery, Marseille, FRANCE
- 2 Aix-Marseille University APMH, Pediatric Urology, Marseille, FRANCE
- 3 Aix-Marseille University APMH, Urology, Marseille, FRANCE

09:09–09:25 **Discussion**

09:25–09:45 **Coffee Break**

09:45–10:15

## **S20: RENAL TRANSPLANTATION**

**Moderators: Sadaf Aba Umer (Pakistan), Anna Bujons (Spain)**

09:45–09:48 **S20-1 (OP)**

### **INCIDENCE AND IMPACT OF POST-TRANSPLANT VESICoureTERAL REFLUX IN PEDIATRIC AGE GROUP: SINGLE CENTER EXPERIENCE**

*Osama SARHAN<sup>1</sup>, Abdulmohsin AL FADDAGH<sup>2</sup>, Abdelrahman AL SULTAN<sup>2</sup>, Ahmed ALSHAMMARI<sup>1</sup>, Helmy OMAR<sup>2</sup> and Fouad AL KAWAI<sup>2</sup>*

- 1 Mansoura Urology and Nephrology Center, Urology, Mansoura, EGYPT
- 2 King Fahad Specialist Hospital, Urology, Dammam, SAUDI ARABIA

09:48–09:51 **S20-2 (OP)**

### **QUANTIFYING THE RISK AND EFFECT OF URINARY TRACT INFECTION FOLLOWING PAEDIATRIC RENAL TRANSPLANTATION**

*Raef JACKSON<sup>1</sup>, Sinan ALWAN<sup>1</sup>, Andrew ROBB<sup>1</sup>, Khalid SHARIF<sup>2</sup>, Evelyn ONG<sup>3</sup>, Ram BALASUBRAMANIAN<sup>4</sup>, Mordi MUORAH<sup>4</sup> and Liam Sean Lloyd MCCARTHY<sup>5</sup>*

- 1 Birmingham Children's Hospital, Paediatric Urology, Birmingham, UNITED KINGDOM
- 2 Birmingham Children's Hospital, Transplantation, Birmingham, UNITED KINGDOM
- 3 Birmingham Children's Hospital, Liver and Transplantation, Birmingham, UNITED KINGDOM
- 4 Birmingham Children's Hospital, Paediatric Nephrology, Birmingham, UNITED KINGDOM
- 5 Birmingham Children's Hospital, Department of Urology, Birmingham, UNITED KINGDOM

09:51–09:54 **S20-3 (OP)**

## **EVOLUTION OF BLADDER FUNCTION IN CHILDREN WITH POSTERIOR URETHRAL VALVES AFTER RENAL TRANSPLANTION**

*Annabel PAYE-JAUEN<sup>1</sup>, Nathalie BOTTO<sup>1</sup>, Nardjess MESLEM<sup>1</sup>, Lucile MARSAC<sup>2</sup>, Liza ALI<sup>1</sup>, Jérôme NAUDIN<sup>3</sup>, Veronique BAUDOUIIN<sup>4</sup>, Theresa KWON<sup>4</sup>, Pauline LOPEZ<sup>1</sup>, Lise NATIO<sup>1</sup>, Eliane JOSSET-RAFFET<sup>1</sup>, Arnaud BONNARD<sup>1</sup>, Julien HOGAN<sup>4</sup>, Alaa EL GHONEIMI<sup>1</sup> and Matthieu PEYCELON<sup>1</sup>*

- 1 Department of pediatric surgery and urology, National Reference center for Rare Urinary Tract Malformations (MARVU), University Hospital Robert Debre, APHP, University of Paris, Paris, FRANCE
- 2 Department of pediatric anesthesiology, University Hospital Robert Debre, APHP, P, FRANCE
- 3 Department of pediatric intensive care unit, University Hospital Robert Debre, APHP, Paris, FRANCE
- 4 Department of pediatric nephrology, National Reference center for Rare Urinary Tract Malformations (MARVU), University Hospital Robert Debre, APHP, University of Paris, Paris, FRANCE

09:54–09:57 **S20-4 (OP)**

## **DONOR-RECIPIENT SIZE MISMATCH IN KIDNEY TRANSPLANTATION OF CHILDREN WEIGHING ≤15 KG**

*Rosa M ROMERO<sup>1</sup>, Julia FIJO<sup>2</sup>, Ana SANCHEZ MORENO<sup>2</sup>, Sebastian ROLDAN<sup>3</sup>, Eduardo LEON<sup>4</sup>, Rafael MEDINA<sup>4</sup>, Francisco DE LA CERDA<sup>2</sup>, Edith HERNANDEZ CALVARRO<sup>3</sup> and Rocio VIZCAINO<sup>3</sup>*

- 1 Hospital Universitario Virgen del Rocío, Paediatric Urology, Seville, SPAIN
- 2 Hospital Universitario Virgen del Rocío, Pediatric Nephrology, Seville, SPAIN
- 3 Hospital Universitario Virgen del Rocío, Pediatric Urology, Seville, SPAIN
- 4 Hospital Universitario Virgen del Rocío, Urology, Seville, SPAIN

09:57–10:15 **Discussion**

10:15–10:55

## **S21: STONES 1**

**Moderators: Naima Smeulders (UK), Sajid Sultan (Pakistan)**

10:15–10:18 **S21-1 (OP)**

## **COMPARATIVE ANALYSIS OF RETROGRADE INTRARENAL SURGERY AND MINI PCNL FOR STONE RANGING FROM 10 TO 20 MM IN CHILDREN- OUR INSTITUTIONAL EXPERIENCE**

*M.S ANSARI<sup>1</sup>, Priyank YADAV<sup>2</sup> and Prabhu N KARUNAKARAN<sup>2</sup>*

- 1 Sanjay Gandhi Postgraduate Institute of Medical Sciences, Pediatric Urology, Department of Urology and renal transplantation, Lucknow, INDIA
- 2 Sanjay Gandhi Post Graduate Institute of Medical Science, Div. Of pediatric Urology Department of Urology and Renal Transplantation, Lucknow, INDIA

10:18–10:21 **S21-2 (OP)**

## **RETROGRADE INTRARENAL SURGERY WITH DISPOSABLE URETERORENOSCOPES IN PEDIATRIC KIDNEY STONES**

*Nicolas ROSIERE, Tatiana SZKLARZ, Luciana DIAZ ZABALA, Felicitas LOPEZ IMIZCOZ, Javier RUIZ, Santiago WELLER, Yesica GOMEZ, Carol BUREK, Cristian SAGER and Juan Pablo CORBETTA*

Hospital Nacional de Pediatría Prof. Dr. Juan P. Garrahan, Urology, Ciudad Autónoma De Buenos Aires, ARGENTINA

10:21–10:24 **S21-3 (OP)**

### **WHAT IS THE MOST FAVOURABLE MODALITY OF TREATMENT FOR CHILDREN WITH URETERAL STONES ≤ 10 MM2?**

*Muhammet DEMIRBILEK, Engin DEREKÖYLÜ, Feyyaz IRMAK, Elif Altınay KIRLI and Bülent ÖNAL*  
Istanbul University-Cerrahpasa Cerrahpasa Faculty of Medicine, Urology, Istanbul, TURKEY

10:24–10:27 **S21-4 (OP)**

### **★ SCORING SYSTEMS FOR PCNL OUTCOME. ARE THEY APPLICABLE IN CHILDREN <= 10 KG?**

*Sadaf ABAUMER KODWAWWALA<sup>1</sup>, Bashir AHMED<sup>2</sup> and Sajid SULTAN<sup>2</sup>*

1 Sindh Institute of Urology & Transplantation, Philip G. Ransley Department of Paediatric Urology, Karachi, PAKISTAN

2 SINDH INSTITUTE OF UROLOGY AND TRANSPLANTATION, PHILIP G.RANSLEY DEPARTMENT OF PAEDIATRIC UROLOGY, Karachi, PAKISTAN

10:27–10:30 **S21-5 (OP)**

### **VACUUM-ASSISTED MINI-PERCUTANEOUS NEPHROLITHOTOMY (VAMINI-PCNL) VS. RETROGRADE INTRARENAL SURGERY (RIRS) FOR THE TREATMENT OF RENAL STONES BETWEEN 2 AND 3 CM IN DIAMETER**

*Giuseppe COLLURA, Michele INNOCENZI, Ermelinda MELE, Laura DEL PRETE, Ludy LOPES MENDES, Claudia FEDE SPECCHIALE and Marco CASTAGNETTI*

Bambino Gesù Children Hospital and Research Center, Pediatric Urology Unit, Rome, ITALY

10:30–10:33 **S21-6 (OP)**

### **QUADRATUS LUMBORUM BLOCK IN ESWL – NOVEL PERIOPERATIVE PAIN MANAGEMENT STRATEGY IN PEDIATRIC POPULATION – PROSPECTIVE STUDY**

*Bartłomiej SOBOLEWSKI and Adam HALINSKI*

Private Medical Center "Klinika Wisniowa", Department of Paediatric Urology, Zielona Gora, POLAND

10:33–10:55 **Discussion**

10:55–11:35

## **S22: STONES 2**

**Moderators: Haluk Emir (Turkey), Serdar Tekgül (Turkey)**

10:55–10:58 **S22-1 (OP)**

### **TWO NOVEL GENE MUTATIONS IDENTIFIED IN FORTY-ONE CHINESE PATIENTS WITH PRIMARY HYPEROXALURIA**

*Yukun LIU, Wenyang WANG, Yucheng GE, Chen NING, Lei WANG, Jun LI and Ye TIAN*

Beijing Friendship Hospital, Department of Urology, Beijing Friendship Hospital, Capital Medical University, Beijing, CHINA

10:58–11:01 **S22-2 (OP)**

### **ANALYSIS OF GENOTYPE AND PHENOTYPE CORRELATIONS FOR PRIMARY HYPEROXALURIA IN CHILDREN IN MAINLAND CHINA**

*Yucheng GE, Wenyang WANG, Ruichao ZHAN, Yukun LIU, Chen NING, Jun LI and Ye TIAN*

Beijing Friendship Hospital, Capital Medical University, Urology, Beijing, CHINA

11:01–11:04 **S22-3 (OP)**

### **GENETIC AND CLINICAL ANALYSES OF 14 CHILDREN WITH CYSTINURIA: A SINGLE-CENTER COHORT STUDY IN CHINESE POPULATION**

*Zhan RUICHAO, Wenying WANG and Yucheng GE*

Beijing Friendship Hospital, Department of Urology, Beijing, CHINA

11:04–11:07 **S22-4 (OP)**

### **IS TRIPLE D SCORE EFFECTIVE TO PREDICT THE STONE-FREE RATE AFTER SHOCKWAVE LITHOTRIPSY IN PEDIATRIC POPULATION?**

*Mehmet BULUT<sup>1</sup>, Erdinç DİNÇER<sup>1</sup>, Cengiz ÇANAKÇI<sup>1</sup>, Utku CAN<sup>1</sup>, Alper COŞKUN<sup>1</sup>, Berkan ŞİMŞEK<sup>1</sup> and Onur TELLI<sup>2</sup>*

1 Kartal Dr. Lütfi Kırdar Training and Research Hospital, Urology, Istanbul, TURKEY

2 Kartal Dr. Lütfi Kırdar Training and Research Hospital, Pediatric Urology, Istanbul, TURKEY

11:07–11:10 **S22-5 (OP)**

### **OUTCOME OF EXTRACORPOREAL SHOCK WAVE LITHOTRIPSY (ESWL) IN CHILDREN. A COMPARATIVE STUDY BETWEEN DIFFERENT LOCATIONS OF RENAL STONE**

*Bashir AHMED<sup>1</sup>, Sajid SULTAN<sup>2</sup>, Sadaf ABA UMER KODWAWWALA<sup>2</sup> and Adeeab-Ul-Hassan RIZVI<sup>2</sup>*

1 Sindh Institute of Urology & transplantation, Philips G Ransley Department of Paediatric Urology, Karachi, PAKISTAN

2 Sindh Institute of Urology & transplantation, Philip G Ransley Department of Paediatric Urology, Karachi, PAKISTAN

11:10–11:35 **Discussion**

11:35–12:40

## **S23: MISCELLANEOUS**

**Moderators: Rosa Romero (UK), Alex Turner (UK)**

11:35–11:38 **S23-1 (OP)**

### **★ RECOVERING FROM COVID – IMPROVING OPERATING ROOM CAPACITY IN PEDIATRIC UROLOGY**

*Nicolas FERNANDEZ<sup>1</sup>, Daniel LOW<sup>2</sup>, Mark CAIN<sup>1</sup>, Paul MERGUERIAN<sup>1</sup> and Martin LYNN<sup>2</sup>*

1 Seattle Childrens Hospital - University of Washington, Urology, Seattle, USA

2 Seattle Childrens Hospital - University of Washington, Anesthesia, Seattle, USA

11:38–11:41 **S23-2 (OP)**

### **TEACHING-RELATED STRESS EXPERIENCE AS MEASURED BY GARMIN HEALTH-TRACKER TECHNOLOGY: PROSPECTIVE MEASUREMENTS**

*Caroline JAMAER, Camille BERQUIN, Piet HOEBEKE, Erik VAN LAECKE and Anne-Françoise SPINOIT*

Ghent University Hospital, Urology, Ghent, BELGIUM

11:41–11:44 **S23-3 (OP)**

### **COST-ANALYSIS OF A PAEDIATRIC ENHANCED RECOVERY AFTER SURGERY (ERAS) PROGRAMME FOLLOWING MAJOR UROLOGICAL RECONSTRUCTION**

*Roger ANTHONY IDI<sup>1</sup>, Ganesh VYTHILINGAM<sup>1</sup>, Abraham CHERIAN<sup>1</sup>, Imran MUSHTAQ<sup>1</sup>, David DE BEER<sup>2</sup> and Navroop JOHAL<sup>1</sup>*

1 Great Ormond Street Hospital for Children, Urology, London, UNITED KINGDOM

2 Great Ormond Street Hospital for Children, Anaesthesia, London, UNITED KINGDOM

11:44–11:47 **S23-4 (OP)**

### **FEASIBILITY OF ENHANCED RECOVERY AFTER SURGERY (ERAS) IMPLEMENTATION: PILOT PHASE OF A PROSPECTIVE, MULTICENTER STUDY**

*Andrew STRINE*<sup>1</sup>, *Kyle ROVE*<sup>2</sup>, *David CHU*<sup>3</sup>, *Megan BROCKEL*<sup>4</sup>, *Duncan WILCOX*<sup>2</sup>, *Gino VRICELLA*<sup>5</sup>, *Douglas COPLEN*<sup>5</sup>, *Erica TRAXEL*<sup>5</sup>, *Rajeev CHAUDHRY*<sup>6</sup>, *Brian VANDERBRINK*<sup>1</sup>, *Elizabeth YERKES*<sup>3</sup>, *Yvonne CHAN*<sup>7</sup>, *Nicholas BURJEK*<sup>8</sup>, *Rebecca ZEE*<sup>9</sup> and *Anthony HERNDON*<sup>9</sup>

- 1 Cincinnati Children's Hospital Medical Center, Division of Pediatric Urology, Cincinnati, USA
- 2 Children's Hospital Colorado, University of Colorado, Department of Pediatric Urology, Aurora, USA
- 3 Ann & Robert H. Lurie Children's Hospital of Chicago, Division of Urology, Chicago, USA
- 4 Children's Hospital Colorado, University of Colorado, Department of Anesthesiology, Aurora, USA
- 5 St. Louis Children's Hospital, Washington University in St. Louis, Division of Pediatric Urology, St. Louis, USA
- 6 Children's Hospital of Pittsburgh, University of Pittsburgh Medical Center, Division of Pediatric Urology, Pittsburgh, USA
- 7 Children's Health Texas, University of Texas Southwestern Medical Center, Division of Pediatric Urology, Dallas, USA
- 8 Ann & Robert H. Lurie Children's Hospital of Chicago, Department of Anesthesiology, Chicago, USA
- 9 Children's Hospital of Richmond at Virginia Commonwealth University, Division of Urology, Richmond, USA

11:47–11:50 **S23-5 (OP)**

### **SUSTAINABILITY IN PAEDIATRIC UROLOGY**

*Timothy LITTLE* and *Stephen ADAMS*

Waikato Hospital, Paediatric Surgery, Hamilton, NEW ZEALAND

11:50–12:10 **Discussion**

12:10–12:13 **S23-6 (OP)**

### **TRENDS IN OPIOID AND NONSTEROIDAL ANTI-INFLAMMATORY (NSAID) USAGE IN CHILDREN UNDERGOING COMMON URINARY TRACT RECONSTRUCTION: A LARGE, SINGLE-INSTITUTIONAL ANALYSIS**

*Aznive AGHABABIAN*, *Sahar EFTEKHARZADEH*, *Sameer MITTAL*, *Katherine FISCHER*, *John WEAVER*, *Karl GODLEWSKI*, *Connie TAN*, *Natalie PLACHTER*, *Dana WEISS*, *Christopher LONG*, *Mark ZAONTZ*, *Thomas KOLON*, *Stephen ZDERIC*, *Douglas CANNING* and *Jason VAN BATAVIA*

Children's Hospital of Philadelphia, Department of Surgery, Division of Urology, Philadelphia, USA

12:13–12:16 **S23-7 (OP)**

### **KIDNEY INJURY RATES AMONG CHILDREN WITH SOLITARY FUNCTIONING KIDNEY IN A DUTCH LONG TERM FOLLOW-UP STUDY**

*Sander GROEN IN T'WOUD*<sup>1</sup>, *Wout FEITZ*<sup>2</sup>, *Nel ROELEVELD*<sup>1</sup>, *Michiel SCHREUDER*<sup>3</sup> and *Loes VAN DER ZANDEN*<sup>1</sup>

- 1 Radboud University Medical Center, Department for Health Evidence, Radboud Institute for Health Sciences, Nijmegen, NETHERLANDS
- 2 Radboud University Medical Center, Radboudumc Amalia Children's Hospital, Department of Urology, Radboud Institute for Molecular Life Sciences, Nijmegen, NETHERLANDS
- 3 Radboud University Medical Center, Radboudumc Amalia Children's Hospital, Department of Pediatric Nephrology, Radboud Institute for Molecular Life Sciences, Nijmegen, NETHERLANDS

12:16–12:19 **S23-8 (OP)**

### **CONSERVATIVE MANAGEMENT OF PEDIATRIC HIGH-GRADE RENAL INJURIES: OUTCOMES AND COMPLICATIONS**

*Romy GANDER<sup>1</sup>, Marino ASENSIO<sup>1</sup>, Gloria Fatou ROYO<sup>1</sup>, Montserrat AGUILERA<sup>1</sup>, Gabriela GUILLÉN<sup>1</sup>, José Andrés MOLINO<sup>1</sup>, Mercedes PÉREZ<sup>2</sup>, Alejandra CASTRILLO<sup>1</sup> and Manuel LÓPEZ<sup>1</sup>*

1 University Hospital Vall d'Hebron, Pediatric Surgery, Barcelona, SPAIN

2 University Hospital Vall d'Hebron, Interventional Radiology, Barcelona, SPAIN

12:19–12:22 **S23-9 (OP)**

### **PROGNOSTIC FACTORS FROM A LARGE SINGLE-CENTER COHORT OF PATIENTS WITH PEDIATRIC ADRENOCORTICAL TUMORS (1977–2021)**

*Roberto LOPES<sup>1</sup>, Fernanda BACHEGA<sup>2</sup>, Caio SUARTZ<sup>1</sup>, Francisco DÉNES<sup>1</sup>, Berenice MENDONCA<sup>2</sup> and Maria Candida FRAGOSO<sup>2</sup>*

1 Pediatric Urology Unit, Hospital das Clínicas, Faculdade de Medicina da Universidade de São Paulo, Urology, São Paulo, BRAZIL

2 Hospital das Clínicas, Faculdade de Medicina da Universidade de São Paulo, Endocrinology, São Paulo, BRAZIL

12:22–12:40 **Discussion**

12:40–13:00 **Prizes and Closure**

# ESPU-Nurses Programme

## Wednesday 8, June 2022, Room Bauwenszaal

09:30 **Opening of Registration Desk**

16:00–16:10 **OPENING**

*Jens Larsson, President ESPU N, SE*

16:10–18:00 **OPENING COURSE: ERN eUROGEN Update 2022: Multidimensional expansion and expertise involvement**

*Prof. Dr. Wout Feitz, NL*

## Thursday 9, June 2022

07:00 **Opening of registration desk**

08:00–08:05 **WELCOME**

*Jens Larsson, President ESPU N, SE*

08:05–09:00

**KEYNOTE LECTURE: Neuropathic bladders: past, present and future**

*Mr Massimo Garrboli MD, FRCS(Eng), FEAPU, FEBPS, UK*

09:00–09:20 **Questions and discussion**

09:20–09:50

### **SN1: NEUROPATHIC BLADDER**

**Moderators: Karen Kwak (NL), Vera Jansen (NL)**

09:20–09:30 **SN1-1 (OP)**

**URINARY TRACT INFECTION (UTI): A CHALLENGE! DEVELOPMENT OF AN INFORMATION LEAFLET FOR PARENTS OF CHILDREN WITH NEUROPATHIC BLADDER DYSFUNCTION (NBD) AND ITS EVALUATION**

*Anna GIAMBONINI*

*University Children's Hospital, Neurourology, Zurich, SWITZERLAND*

09:30–09:40 **SN1-2 (OP)**

**SEXUALITY IS MORE THAN GENITAL'S FUNCTION: RECOMMENDATIONS FOR THE PROMOTION OF SEXUAL HEALTH IN CHILDREN AND YOUTH WITH SPINA BIFIDA (SB)**

*Anna GIAMBONINI*

*University Children's Hospital, Spina Bifida Center, Zurich, SWITZERLAND*



09:40–09:50 **SN1-3 (OP)**

## **NON-INVASIVE UROFLOW MEASUREMENT IN CHILDREN WITH CEREBRAL PALSY**

*Bieke SAMIJN<sup>1</sup>, Christine VAN DEN BROECK<sup>1</sup>, Frank PLASSCHAERT<sup>2</sup> and Erik VAN LAECKE<sup>2</sup>*

1 Ghent University, Ghent, BELGIUM

2 Ghent University Hospital, Ghent, BELGIUM

09:50–10:20 **Coffee Break**

10:20–11:20

## **SN2: FUNCTIONAL VOIDING DISORDERS**

**Moderators: Alexandra Vermandel (BE), Tinne Van Aggelpoel (BE)**

10:20–10:30 **SN2-1 (OP)**

### **EFFECTIVENESS OF VOIDING CLASS ON SYMPTOM REDUCTION AND QUALITY OF LIFE IN CHILDREN WITH LUTS**

*Bieke SAMIJN<sup>1</sup>, Catherine RENSON<sup>2</sup>, Johan VANDE WALLE<sup>2</sup>, Erik VAN LAECKE<sup>2</sup>, Ann RAES<sup>2</sup>, Piet HOEBEKE<sup>2</sup> and Anne-Françoise SPINOIT<sup>2</sup>*

1 Ghent University, Ghent, BELGIUM

2 Ghent University Hospital, Ghent, BELGIUM

10:30–10:40 **SN2-2 (OP)**

### **INTRAVESICAL BOTULINUM-A TOXIN IN CHILDREN WITH REFRACTORY NON-NEUROGENIC OVERACTIVE BLADDER**

*Annemarth LAMBREGTS<sup>1</sup>, Anka NIEUWHOF-LEPPINK<sup>1</sup>, Aart KLIJN<sup>1</sup> and Rogier Paul Joseph SCHROEDER<sup>2</sup>*

1 University medical centre Utrecht, Pediatric urology, Utrecht, NETHERLANDS

2 UMC Utrecht, Urology, Utrecht, NETHERLANDS

10:40–10:50 **SN2-3 (OP)**

### **DYSFUNCTIONAL VOIDING: EXPLORING DISEASE TRANSITION FROM CHILDHOOD TO ADULTHOOD**

*Frank-Jan VAN GEEN<sup>1</sup>, Eline VAN DE WETERING<sup>2</sup>, Anka NIEUWHOF-LEPPINK<sup>3</sup>, Aart KLIJN<sup>4</sup> and Laetitia DE KORT<sup>1</sup>*

1 UMC Utrecht, Urology, Utrecht, NETHERLANDS

2 Radboudumc, Urology, Nijmegen, NETHERLANDS

3 Wilhelmina Children's Hospital, Medical Psychology and Urology, Utrecht, NETHERLANDS

4 Wilhelmina Children's Hospital, Pediatric Urology, Utrecht, NETHERLANDS

10:50–11:00 **SN2-4 (OP)**

### **EXAMINATION OF TRUNK AND LOWER EXTREMITY BIOMECHANICS IN CHILDREN WITH LOWER URINARY SYSTEM DYSFUNCTION**

*Ece Zeynep SAATCI<sup>1</sup>, Halil TUGTEPE<sup>2</sup>, Aygul KOSEOGLU<sup>3</sup>, Tugce ATALAY<sup>3</sup> and Ebru KAYA MUTLU<sup>4</sup>*

1 Private Tugtepe Pediatric Urology Center, Institute of Graduate Studies Istanbul University-Cerrahpasa, Division of Bladder & Bowel Dysfunction, Division of Physiotherapy and Rehabilitation,, Istanbul, TURKEY

2 Private Tugtepe Pediatric Urology Center, Istanbul, TURKEY

3 Private Tugtepe Pediatric Urology Center, Division of Bladder & Bowel Dysfunction, Istanbul, TURKEY

4 Bandirma 17 Eylül University, Faculty of Health Sciences, Physiotherapy and Rehabilitation, Balıkesir, TURKEY

**11:00–11:10 SN2-5 (OP)**

### **HOW IS THE FUNCTION AND ACTIVATION OF THE PELVIC FLOOR MUSCLES OF CHILDREN WITH DYSFUNCTIONAL VOIDING?**

*Aygul KOSEOGLU<sup>1</sup>, Tugce ATALAY<sup>1</sup>, Ece Zeynep SAATCI<sup>1</sup>, Melis UNAL<sup>1</sup> and Halil TUGTEPE<sup>2</sup>*

1 Private Tugtepe Pediatric Urology Center, Division of Bladder & Bowel Dysfunction, Istanbul, TURKEY

2 Private Tugtepe Pediatric Urology Center, Istanbul, TURKEY

**11:10–11:20 SN2-6 (OP)**

### **A SERIES OF CASE REPORTS OF A WEARABLE ULTRASONIC BLADDER SENSOR**

*P.G. VAN LEUTEREN<sup>1</sup> and P DIK<sup>2</sup>*

1 Novioscan, Nijmegen, NETHERLANDS

2 Wilhelmina Children's Hospital UMC Utrecht, Department of Pediatric Urology, Utrecht, NETHERLANDS

**11:20–12:10 AGM ESPU NURSES GROUP**

**12:10–13:00 Lunch**

**13:00–14:00**

### **Keynote lecture: Functional Constipation in Children**

*Ilan Koppen (NL)*

Wellspect Sponsored session

**14:00–14:30**

### **ESPU/ICCS Urotherapy web book**

*Anka Nieuwhof-Leppink (NL), Jens Larsson (SE)*

**14:30–16:00**

### **The ESPUN and SPONSORED Scientific session**

*Anka Nieuwhof-Leppink (NL)*

**16:00**

### **Hospital visit: Ghent University Hospital (Restricted number of people)**

# Friday 10, June 2022

**07:00**      **Opening of Registration Desk**

**09:00–09:05**    **WELCOME**

*Jens Larsson, President ESPU N, SE*

**09:05–09:45**

**KEYNOTE LECTURE: Working with parents to change child behaviour**

*Prof. Dr. Inge Glazemakers*

**09:50–10:30**

## **SN3: MISCELLANEOUS**

**Moderators: Babett Jatzkovski (SE), Bieke Samijn (BE)**

**09:50–10:00**    **SN3-1 (OP)**

**DOES GLANS INVOLVEMENT OR MEATOTOMY AT TIME OF CIRCUMCISION FOR LICHEN SCLEROSUS (LS/BXO) PREDICT THE REQUIREMENT FOR FURTHER MEATAL INTERVENTION?**

*Sara FAILY<sup>1</sup>, Sumita CHHABRA<sup>1</sup> and Harriet CORBETT<sup>2</sup>*

<sup>1</sup> Alder Hey Children's NHS Foundation Trust, Department of Surgery, Liverpool, UNITED KINGDOM

<sup>2</sup> Alder Hey Children's NHS Foundation Trust, Regional Department of Urology, Liverpool, UNITED KINGDOM

**10:00–10:10**    **SN3-2 (OP)**

**LONG-TERM OUTCOMES IN HIGH-FLOW PAEDIATRIC PRIAPISM**

*Francisco De Borja NAVA Y HURTADO DE SARACCHO<sup>1</sup>, Detlef OLIU<sup>2</sup>, Virginia AMESTY MORELLO<sup>3</sup>, Susana RIVAS VILA<sup>3</sup>, Roberto LOBATO ROMERA<sup>3</sup>, Maria Jose MARTINEZ URRUTUA<sup>3</sup> and Pedro LOPEZ PEREIRA<sup>3</sup>*

<sup>1</sup> Childrens' Hospital La Paz, Paediatric Urology, Madrid, SPAIN

<sup>2</sup> Complejo Hospitalario Universitario de Badajoz, Pediatric Surgery, Badajoz, SPAIN

<sup>3</sup> Hospital Universitario La Paz, Paediatric Urology, Madrid, SPAIN

**10:10–10:20**    **SN3-3 (OP)**

**NURSING CARE PROCESS ON AN INFANT 1 YEAR OLD AGE SUFFERING LITHIASIS RENAL. A CASE REPORT**

*Maria Teresa ALONSO TORRES, Muñoz Perez MARIA, Gemma FERNÁNDEZ MALDONADO, Marta BARROSO BERGADÀ and Sandra PÉREZ SANCHO*

*Fundacion Puigvert, Nursing, Barcelona, SPAIN*

**10:20–10:30**    **SN3-4 (OP)**

**MANAGEMENT OF RENAL LITHIASIS IN INFANTS UNDER 2 YEARS IN HOSPITALIZATION**

*Maria Teresa ALONSO TORRES, Sandra PÉREZ SANCHO, Marta BARROSO BERGADÀ, Gemma FERNÁNDEZ MALDONADO and Maria MUÑOZ PÉREZ*

*Fundacion Puigvert, Nursing, Barcelona, SPAIN*

**10:30–11:00**    **Coffee Break**

11:05–11:40

## SN4: POSTERS SESSION

Moderators: Louiza Dale (UK), Katherine Herbst (USA)

11:05–11:12 SN4-1 (PP)

### EMOTIONS AND PREFERENCES DURING TOILET TRAINING: RESULTS OF AN ONLINE SURVEY

Lola BLADT<sup>1</sup>, Charlotte SCHIPPERS<sup>2</sup>, Regan WATTS<sup>2</sup>, Gunter DE WIN<sup>3</sup> and Alexandra VERMANDEL<sup>3</sup>

- 1 Minze Health, Research and Development, Antwerp, BELGIUM
- 2 University of Antwerp, Product Development, Antwerp, BELGIUM
- 3 Antwerp University Hospital, Urology, Edegem, BELGIUM

11:12–11:19 SN4-2 (PP)

### EVALUATION OF PELVIC FLOOR MUSCLE FUNCTIONS IN CHILDREN WITH PRIMARY NOCTURNAL ENURESIS AND THE EFFECT OF COMBINED PELVIC FLOOR REHABILITATION

Melis UNAL<sup>1</sup>, Ece Zeynep SAATCI<sup>1</sup>, Tugce ATALAY<sup>1</sup>, Aygul KOSEOGLU<sup>1</sup> and Halil TUGTEPE<sup>2</sup>

- 1 Private Tugtepe Pediatric Urology Center, Division of Bladder & Bowel Dysfunction, Istanbul, TURKEY
- 2 Private Tugtepe Pediatric Urology Center, Istanbul, TURKEY

11:19–11:26 SN4-3 (PP)

### THE EFFECTS OF COMBINED PELVIC FLOOR MUSCLE REHABILITATION IN CHILDREN WITH BOWEL DYSFUNCTION

Ece Zeynep SAATCI<sup>1</sup>, Melis UNAL<sup>1</sup>, Tugce ATALAY<sup>1</sup>, Aygul KOSEOGLU<sup>1</sup> and Halil TUGTEPE<sup>2</sup>

- 1 Private Tugtepe Pediatric Urology Center, Division of Bladder & Bowel Dysfunction, Istanbul, TURKEY
- 2 Private Tugtepe Pediatric Urology Center, Istanbul, TURKEY

11:26–11:33 SN4-4 (PP)

### DOXORUBICIN INDUCES DETRUSOR SMOOTH MUSCLE IMPAIRMENTS THROUGH MYOSIN DYSREGULATION, LEADING TO A RISK OF LOWER URINARY TRACT DYSFUNCTION

Nao IGUCHI<sup>1</sup>, M. İrfan DÖNMEZ<sup>1</sup>, Alonso CARRASCO<sup>2</sup>, Duncan WILCOX<sup>3</sup>, Anna MALYKHINA<sup>1</sup> and Nicholas COST<sup>3</sup>

- 1 University of Colorado Denver, Surgery, Aurora, USA
- 2 Children's Mercy Kansas City, Surgery, Kansas City, USA
- 3 Children's Hospital Colorado and University of Colorado Hospital, Surgery, Aurora, USA

11:33–11:40 SN4-5 (PP)

### SEXUAL DIMORPHIC IMPACTS OF SYSTEMIC VINCRISTINE ON LOWER URINARY TRACT FUNCTION IN JUVENILE MICE

Nao IGUCHI<sup>1</sup>, Sarah HECHT<sup>2</sup>, Duncan WILCOX<sup>3</sup>, Anna MALYKHINA<sup>1</sup> and Nicholas COST<sup>4</sup>

- 1 University of Colorado Denver, Surgery, Aurora, USA
- 2 Doernbecher Children's Hospital, Oregon Health & Science University, Pediatric Urology, Portland, USA
- 3 Children's Hospital Colorado, Surgery, Aurora, USA
- 4 Children's Hospital Colorado and University of Colorado Hospital, Surgery, Aurora, USA

11:40–11:45

### CLOSING REMARKS

Jens Larsson, President ESPU N, SE

11:45 LUNCH and CONTINUING JOINT MEETING ESPU

# Poster without Presentation (on app and website)

## PD-1 (PD)

### **LUAU TECHNIQUE FOR ROBOT-ASSISTED LAPAROSCOPIC URETERAL REIMPLANTATION (RALUR) FOR VESICoureTERAL REFLUX (VUR): DO THE OUTCOMES JUSTIFY ADOPTION?**

*Alyssa LOMBARDO, Amrita MOHANTY, Rilwan BABAJIDE and Mohan S GUNDETI*

University of Chicago, Department of Surgery, Section of Urology, Chicago, USA

## PD-2 (PD)

### **TELEMEDICINE IN THE PEDIATRIC UROLOGY DEPARTMENT IN THE ERA OF COVID-19**

*Omer Baris YÜCEL<sup>1</sup>, Ali TEKIN<sup>1</sup>, Denizay AVCI<sup>2</sup>, Sibel TIRYAKI<sup>3</sup>, Uygur BAGCI<sup>1</sup> and İbrahim ULMAN<sup>1</sup>*

1 Ege University Faculty of Medicine, Department of Pediatric Surgery, Division of Pediatric Urology, Izmir, TURKEY

2 Ege University Faculty of Medicine, Department of Pediatric Surgery, Izmir, TURKEY

3 Izmir University of Health Sciences Tepecik Training and Research Hospital, Department of Pediatric Surgery, Division of Pediatric Urology, Izmir, TURKEY

## PD-3 (PD)

### **BRIDGING THE GAP – BUILDING SURGICAL SUBSPECIALTY TELEMEDICINE CLINICS IN THE RURAL SETTING**

*Katharina MITCHELL<sup>1</sup>, Christopher FERARI<sup>2</sup>, Chad CRIGGER<sup>3</sup>, Shirley ZUPPER<sup>4</sup>, Amy WILDASIN<sup>4</sup>, Michael OST<sup>4</sup>, Brian HENDRICKS<sup>4</sup> and Osama AL-OMAR<sup>4</sup>*

1 West Virginia University, Urology, Morgantown, USA

2 IU Health University Hospital, Urology, Indianapolis, USA

3 West Virginia University, Urology, Morgantown, USA

4 West Virginia University, Morgantown, USA

## PD-4 (PD)

### **SAFETY AND EFFICACY OF MINIMALLY INVASIVE PERCUTANEOUS NEPHROLITHOTOMY FOR KIDNEY STONES IN INFANTS IN PAKISTAN**

*Tariq AHMAD, Nasrum MINALLAH and Fazal MANAN*

Institute of Kidney Diseases, Paediatric Urology, Peshawar, PAKISTAN

## PD-5 (PD)

### **A NEW SPECTRUM OF URETHRAL PATHOLOGIES AS CONSEQUENCE OF EARLY VESICOAMNIOTIC SHUNTING?**

*Jules KOHAUT<sup>1</sup>, Ingo GOTTSCHLAK<sup>2</sup>, Grigore CERNAIANU<sup>1</sup>, Christoph BERG<sup>2</sup> and Martin DÜBBERS<sup>1</sup>*

1 University Hospital Cologne, Division of Pediatric Surgery, Cologne, GERMANY

2 University Hospital Cologne, Department of Obstetrics and Prenatal Medicine, Cologne, GERMANY

#### PD-6 (PD)

### POSTNATAL SURVIVAL AND RENAL FUNCTION IN FOETUSES WITH MEGACYSTIS UNDERGOING VESICO-AMNIOTIC SHUNT PLACEMENT: THE ROLE OF THE AMNIOTIC FLUID VOLUME AT TIME OF FOETAL INTERVENTION

Valentina ESPOSITO<sup>1</sup>, Irene PARABOSCHI<sup>2</sup>, Erika Adalgisa DE MARCO<sup>3</sup>, Michele GNECH<sup>3</sup>, Simona BOITO<sup>1</sup>, Dario Guido MINOLI<sup>2</sup>, Mariana CATALANO<sup>1</sup>, Giovanni MONTINI<sup>4</sup>, Francesca TARONI<sup>4</sup>, Gianantonio MANZONI<sup>2</sup>, Nicola PERSICO<sup>1</sup> and Alfredo BERRETTINI<sup>2</sup>

- 1 Fondazione IRCCS Cà Granda Ospedale Maggiore Policlinico - University of Milan, Obstetrics and Gynecology "L. Mangiagalli", Milan, ITALY
- 2 Fondazione IRCCS Cà Granda Ospedale Maggiore Policlinico, Paediatric Urology Unit, Milan, ITALY
- 3 PhD School in Reproduction and Development Sciences, University of Trieste, Trieste, ITALY
- 4 Fondazione IRCCS Cà Granda Ospedale Maggiore Policlinico - University of Milan, Paediatric Nephrology Unit, Milan, ITALY

#### PD-7 (PD)

### OUR INITIAL EXPERIENCE IN LAPAROSCOPY ASSISTED PERITONEAL PULL-THROUGH VAGINOPLASTY IN PATIENTS WITH VAGINAL AGENESIS

Borko STOJANOVIC<sup>1</sup>, Marta BIZIC<sup>1</sup>, Marko BENCIC<sup>1</sup>, Nikola GRUBOR<sup>2</sup>, Slavko MATIC<sup>2</sup> and Miroslav DJORDJEVIC<sup>1</sup>

- 1 University Children's Hospital Belgrade, Urology, Belgrade, SERBIA
- 2 Clinic for Digestive Surgery, University Clinical Center of Serbia, Abdominal and laparoscopy surgery, Belgrade, SERBIA

#### PD-8 (PD)

### HOME PELVIC FLOOR EXERCISES IN CHILDREN WITH NON-NEUROGENIC LUTS: IS FITBALL AN ALTERNATIVE TO CLASSIC EXERCISES?

Maria Laura SOLLINI<sup>1</sup>, Maria Luisa CAPITANUCCI<sup>2</sup>, Giuseppina DI SERIO<sup>2</sup>, Francesca MUSCIAGNA<sup>1</sup>, Francesca DEL CONTE<sup>1</sup>, Elena BERNARDI<sup>2</sup>, Ugo NOCENTINI<sup>3</sup>, Calogero FOTI<sup>1</sup> and Giovanni MOSIELLO<sup>2</sup>

- 1 Unieversity of Rome Tor Vergata, Physical and Rehabilitation Medicine, Tor Vergata Hospital, Rome, Roma, ITALY
- 2 Bambino Gesù Children Hospital, Rome, Neuro-Urology and Continence Surgery, Roma, ITALY
- 3 Unieversity of Rome Tor Vergata, Physical and Rehabilitation Medicine, Roma, ITALY

# Video Display (on app and website) without Presentation

## VD-1 (VD)

### **AN UNUSUAL CAUSE OF GROSS HEMATURIA : RENAL PAPILLARY HYPERTROPHY**

*Sarah AMAR, Guillaume ROSSIGNOL, Léna PAGANELLI, Pierre MOURIQUAND, Aurore BOUTY and Delphine DEMEDE*  
Hôpital Femme Mère Enfant - Hospices Civils de Lyon, Service de Chirurgie Uro-Viscérale, Thoracique et Transplantation de l'Enfant, Bron Cedex, FRANCE

## VD-2 (VD)

### **CORPOROPLASTY: A SIMPLIFIED TECHNIQUE FOR CLITOROPLASTY**

*Ubirajara BARROSO JR, Eliakim MASSUQUETO, Bruna VENTURINI, Herbert LEÃO, Marcelo VILLALTA and Leidy GRAJALES*  
CEDIMI - Center for Children's Urinary Disorders, UROLOGY, Salvador, BRAZIL

## VD-3 (VD)

### **★ ENDOSCOPIC COMBINED INTRARENAL SURGERY WITH SUPERPULSE THULIUM LASER FOR A STAGHORN STONE IN 3 YEARS OLD CHILD**

*Samy HAFEZ<sup>1</sup>, Jérôme RIGAUD<sup>1</sup>, Audrey GUINOT<sup>2</sup>, Caroline CAMBY<sup>2</sup>, Stéphane DE NAPOLI COCCI<sup>2</sup>, Marc-David LECLAIR<sup>2</sup> and Thomas LOUBERSAC<sup>2</sup>*

1 University hospital of Nantes, Department of Urology, Nantes, FRANCE

2 University hospital of Nantes, Department of Pediatric urology and surgery, Nantes, FRANCE

## VD-4 (VD)

### **SYMPTOMATIC LARGE INTRAVESICAL HAEMATOMA IN CHILDREN WITH HAEMORRHAGIC CYSTITIS – WORK SMART, NOT HARD**

*Sara LOBO, Naima SMEULDERS and Alexander CHO*  
Great Ormond Street Hospital for Children NHS Foundation Trust, Paediatric Urology, London, UNITED KINGDOM

## VD-5 (VD)

### **★ EXSTROPHIC BLADDER DUPLICATION: A CASE REPORT ON SURGICAL MANAGEMENT**

*Wietse CLAEYS, Camille BERQUIN, Caroline JAMAER, Irina VERBAKEL, Achilles PLOUMIDIS, Erik VAN LAECKE, Piet HOEBEKE and Anne-Françoise SPINOIT*  
Ghent University Hospital, Urology, Gent, BELGIUM

## VD-6 (VD)

### **★ A MULTI-OPERATED BLADDER DIVERTICULUM IN AN EXSTROPHY PATIENT: A CASE REPORT ON SURGICAL MANAGEMENT**

*Wietse CLAEYS<sup>1</sup>, Camille BERQUIN<sup>1</sup>, Caroline JAMAER<sup>1</sup>, Frank PLASSCHAERT<sup>2</sup>, Erik VAN LAECKE<sup>1</sup>, Anne-Françoise SPINOIT<sup>1</sup> and Piet HOEBEKE<sup>1</sup>*

1 Ghent University Hospital, Urology, Gent, BELGIUM

2 Ghent University Hospital, Orthopedic surgery, Gent, BELGIUM

## VD-7 (VD)

### ★ DIAGNOSIS AND CORRECTION OF URETHRAL TRIPPLICATION

Frank-Mattias SCHÄFER, Ana-Marija SCHMIDT and Maximilian STEHR

Cnopfsche Kinderklinik, Department of Pediatric Surgery and Pediatric Urology, Nürnberg, GERMANY

## VD-8 (VD)

### TOTAL CORPORA MOBILIZATION A NEW TECHNIQUE FOR PENILE RECONSTRUCTION

Ubirajara BARROSO JR<sup>1</sup>, Bruna VENTURINI<sup>2</sup>, Eliakim MASSUQUETO<sup>1</sup>, Filip PRADO<sup>3</sup>, Ana Flavia CASTRO<sup>2</sup> and Herbert SANTOS<sup>2</sup>

1 UNIVERSIDADE Federal da Bahia, UROLOGY, Salvador, BRAZIL

2 CEDIMI - Center for Children's Urinary Disorders, Urology, Salvador, BRAZIL

3 UNIVERSIDADE Federal da Bahia, Salvador, BRAZIL

## VD-9 (VD)

### ROBOTIC ASSISTED LAPAROSCOPIC CALYCEAL DIVERTICULECTOMY: A SAFE AND FEASIBLE TECHNIQUE

Alejandra GUEVARA<sup>1</sup>, Cinthia GALVEZ<sup>1</sup>, Daniel NASSAU<sup>2</sup>, Andrew LABBIE<sup>2</sup> and Miguel CASTELLAN<sup>2</sup>

1 Jackson Memorial Hospital, Pediatric Urology, Miami Beach, USA

2 Nicklaus Children's Hospital, Pediatric Urology, Miami, USA

## VD-10 (VD)

### LAPAROSCOPIC TRANSABDOMINAL RIGHT SIDED LOWER POLE PYELOURETEROSTOMY IN DUPLEX KIDNEY IN A 6 MONTHS OLD MALE INFANT

Alexander SPRINGER<sup>1</sup>, Martin METZELDER<sup>1</sup> and Ursula TONNHOFER<sup>2</sup>

1 Medical university Vienna, Paediatric Urology, Vienna, AUSTRIA

2 Medical University of Vienna, Department of Pediatric Surgery, Vienna, AUSTRIA

## VD-11 (VD)

### RAFUT: ROBOT ASSISTED FOLEY TIE URETERIC TAPERING AND REIMPLANTATION

M S ANSARI<sup>1</sup>, Prabhu KARUNAKARAN<sup>2</sup> and Priyank YADAV<sup>2</sup>

1 Sanjay Gandhi Postgraduate Institute of Medical Sciences, Pediatric Urology, Department of Urology and renal transplantation, Lucknow, INDIA

2 Sanjay Gandhi Post Graduate Institute of Medical Science, Div. Of pediatric Urology Department of Urology and Renal Transplantation, Lucknow, INDIA

## VD-12 (VD)

### ROBOTIC PARTIAL NEPHRECTOMY IN A PEDIATRIC PATIENT

Amr A. ELBAKRY<sup>1</sup>, Tyler TRUMP<sup>1</sup>, Chad CRIGGER<sup>1</sup>, Khaled ALDABEDK<sup>2</sup>, David ZEKAN<sup>1</sup>, Michael OST<sup>1</sup> and Osama AL-OMAR<sup>1</sup>

1 West Virginia University Hospital, Urology, Morgantown, USA

2 West Virginia University School of Medicine, Urology, Morgantown, USA

## VD-13 (VD)

### ROBOTIC URETERAL REIMPLANTATION WITH MITROFANOFF APPENDICOVESICOSTOMY CATHETERIZABLE STOMA CREATION IN A PEDIATRIC PATIENT

Amr A. ELBAKRY<sup>1</sup>, Tyler TRUMP<sup>1</sup>, Khaled ALDABEK<sup>2</sup>, David ZEKAN<sup>1</sup> and Osama AL-OMAR<sup>1</sup>

1 West Virginia University Hospital, Urology, Morgantown, USA

2 West Virginia University School of Medicine, Urology, Morgantown, USA



## VD-14 (VD)

### TIPS AND TRICKS FOR ROBOTIC URETERAL REIMPLANTATION FOR PEDIATRIC AGE GROUP

Amr A. ELBAKRY, Tyler TRUMP, Michael OST and Osama AL-OMAR

West Virginia University Hospital, Urology, Morgantown, USA

## VD-15 (VD)

### ROBOTIC ADRENALECTOMY IN A PEDIATRIC PATIENT

Amr A. ELBAKRY, David ZEKAN, Tyler TRUMP, Michael OST and Osama AL-OMAR

West Virginia University Hospital, Urology, Morgantown, USA

## VD-16 (VD)

### LAPAROSCOPIC PYELOPLASTY IN EXTRARENAL CALYCES OF A PELVIC KIDNEY

Naser ALSOUDAN ALANAZI<sup>1</sup> and Abraham CHERIAN<sup>2</sup>

1 Great Ormond Street Hospital, Paediatric Urology, London, UNITED KINGDOM

2 Great Ormond Street Hospital, Paediatric Urology, London, UNITED KINGDOM

## VD-17 (VD)

### ROBOTIC-ASSISTED LAPAROSCOPIC BLADDER AUGMENTATION: FEASIBILITY IN A COMPLEX MULTI-OPERATED PATIENT BORN WITH BLADDER EXSTROPHY

Alaa EL-GHONEIMI, Annabel PAYE-JAUJEN, Valeska BIDAULT, Pauline LOPEZ, Amaud BONNARD and Matthieu PEYCELON

Department of pediatric surgery and urology, National Reference center for Rare Urinary Tract Malformations (MARVU), University Hospital Robert Debre, APHP, University of Paris, Paris, FRANCE

## VD-18 (VD)

### ★ DORSAL ONLAY PREPUTIAL GRAFT URETHROPLASTY IN PEDIATRIC PATIENTS: A STEP-BY-STEP VIDEO

Nicolas ROSIERE, Javier RUIZ, Tatiana SZKLARZ, Luciana DIAZ ZABALA, Felicitas LOPEZ IMIZCOZ, Santiago WELLER, Yesica GOMEZ, Carol BUREK, Cristian SAGER and Juan Pablo CORBETTA

Hospital Nacional de Pediatría Prof. Dr. Juan P. Garrahan, Urology, Ciudad Autonoma De Buenos Aires, ARGENTINA

## VD-19 (VD)

### URETHRAL DUPLICATION AS CAUSE OF INCONTINENCE IN A 5-YEAR-OLD FEMALE: SURGICAL APPROACH

Caroline JAMAER, Camille BERQUIN, Céline SINATTI, Michal Yaela SCHECHTER, Dylan WOLFF, Erik VAN LAECKE,

Piet HOEBEKE and Anne-Françoise SPINOIT

Ghent University Hospital, Urology, Ghent, BELGIUM

## VD-20 (VD)

### COMPLETE PENILE DUPLICATION: A RARE MALE GENITALIA ABNORMALITY

Antonio MACEDO JR<sup>1</sup>, Sergio OTTONI<sup>2</sup>, Paula CAMILATO<sup>3</sup>, Hugo GANCHOZO<sup>3</sup>, Gilmar GARRONE<sup>3</sup>, Ricardo MARCONDES<sup>2</sup> and Marcela LEAL DA CRUZ<sup>3</sup>

1 Federal University of Sao Paulo, Pediatrics, Sao Paulo, BRAZIL

2 CACAU/NUPEP, UROLOGY, Sao Paulo, BRAZIL

3 CACAU/NUPEP, UROLOGY, Sao Paulo, BRAZIL

**VD-21 (VD)**

**PRUNE-BELLY SYNDROME: A STEP-BY-STEP ILLUSTRATION OF THREE PROCEDURES (MONFORT, FOWLER-STEPHENS AND MITROFANOFF) IN THE SAME PATIENT**

*Antonio MACEDO JR<sup>1</sup>, Hugo GANCHOZO<sup>2</sup>, Paula CAMILATO<sup>2</sup>, Sergio OTTONI<sup>2</sup>, Gilmar GARRONE<sup>2</sup> and Marcela LEAL DA CRUZ<sup>2</sup>*

1 Federal University of Sao Paulo, Pediatrics, Sao Paulo, BRAZIL

2 CACAU/NUPEP, Urology, Sao Paulo, BRAZIL

**VD-22 (VD)**

**"EN-BLOC" KIDNEY TRANSPLANTATION OF A PEDIATRIC RECIPIENT**

*Karin HIRSCH-KOCH<sup>1</sup>, Bernd WULLICH<sup>2</sup> and Marios MARCOU<sup>2</sup>*

1 University Hospital Erlangen, Paediatric Urology, Erlangen, GERMANY

2 University Hospital Erlangen, Clinic of Urology and Pediatric Urology, Erlangen, GERMANY

**VD-23 (VD)**

**USING THE BISCHOFF'S TECHNIQUE WITH SPELLMAN'S VESICOSCOPIC ACCESS MODIFICATION IN REINTERVENTIONS AFTER ANTI-REFLUX SURGICAL CORRECTIONS**

*Vladimir SIZONOV<sup>1</sup>, Alexey MAKAROV<sup>2</sup>, Igor KLUKA<sup>2</sup>, Vladimir ORLOV<sup>2</sup> and Mikhail KOGAN<sup>3</sup>*

1 Regional Children's Hospital, Paediatric Urology, Rostov On Don, RUSSIAN FEDERATION

2 Rostov Regional Children's Hospital, Pediatric Urology and Andrology, Rostov-On-Don, RUSSIAN FEDERATION

3 Rostov State Medical University, Urology and reproductive health with a course of pediatric urology, Rostov-On-Don, RUSSIAN FEDERATION

# Notes

---

---

---

---

---

---

---

---

---

---

---

---

---

---

---

---

---

---

---

---

---

---

---

---

---

---

---

---

---

---

---

# Notes

---

---

---

---

---

---

---

---

---

---

---

---

---

---

---

---

---

---

---

---

---

---

---

# Notes

---

---

---

---

---

---

---

---

---

---

---

---

---

---

---

---

---

---

---

---

---

---

# Notes

---

---

---

---

---

---

---

---

---

---

---

---

---

---

---

---

---

---

---

---

---

---

---

---

---



# WORLD BEDWETTING ~~DAY~~ WEEK

TIME TO TAKE ACTION - JUNE 6<sup>TH</sup> TO JUNE 11<sup>TH</sup>

Starting from  
June 6<sup>th</sup> to June 11<sup>th</sup>,  
let's raise awareness  
of bedwetting and  
solutions to overcome  
this common medical  
condition<sup>1,2</sup>



Why does  
bedwetting  
happen?

Is it  
common?

Will the  
child grow  
out of it?

How can  
I help my  
patient?

What  
tools are  
available?

Visit the World Bedwetting Day Website or Facebook page  
to learn more about bedwetting.

[WWW.WORLDBEDWETTINGDAY.COM](http://WWW.WORLDBEDWETTINGDAY.COM)



**World Bedwetting Week aims at raising awareness among the public and healthcare professionals on bedwetting.**

The World Bedwetting Week Steering Committee brings together experts from across the globe to support this initiative and consists of representatives from the International Children's Continence Society (ICCS), the European Society of Paediatric Urology (ESPU), the Asia Pacific Association of Paediatric Urology (APAPU), the International Paediatric Nephrology Association (IPNA), the European Society of Paediatric Nephrology (ESPN), the Sociedad Iberoamericana de Urología Paediatrica (SIUP), the North American Paediatric Urology Societies, ERIC (The Children's Bowel & Bladder Charity) and Bladder & Bowel UK.

The initiative is supported by Ferring Pharmaceuticals.

**References:** 1. Bower, W F et al. "The epidemiology of childhood enuresis in Australia." British journal of urology vol. 78,4 (1996): 602-6. 2. Nevés, T et al. "Enuresis background and treatment." Scandinavian journal of urology and nephrology. Supplementum, 206 (2000): 1-44.