

29th CONGRESS

ESPU

HELSINKI FINLAND

11-14 April, 2018

**29<sup>th</sup> Congress of the ESPU**

**11 – 14 April, 2018, Helsinki, Finland**



**Final Programme**

23-27 APRIL 2019



*J. Trupheux*

[www.espu.org](http://www.espu.org)



LYON FRANCE

# Content

<b>WORD OF WELCOME</b>	<b>2</b>	S14: LAPAROSCOPY / ROBOTICS	53
<b>FLOOR PLAN</b>	<b>5</b>	S15: OBSTRUCTION & HYDRONEPHROSIS 2	55
<b>COMMITTEES</b>	<b>6</b>	MWC: SPECIAL SESSION "MY WORST COMPLICATION"	56
<b>GENERAL INFORMATION</b>	<b>8</b>	JOHN DUCKETT LECTURE: "DARWIN AND THE EVOLUTION OF PEDIATRIC UROLOGY"	56
<b>MEDALS &amp; HONORARY MEMBERS</b>	<b>9</b>	S16: RENAL TRANSPLANTATION	57
<b>2018 ESPU HONORARY MEMBER</b>	<b>10</b>	PANEL: RENAL TRANSPLANTATION IN SMALL CHILDREN	57
<b>EXHIBITORS OF ESPU 2018</b>	<b>13</b>	S17: EXTROPHY-EPISPADIAS COMPLEX 1	58
<b>PROGRAMME AT A GLANCE</b>	<b>15</b>	[PARALLEL SESSION] RESEARCH COMMITTEE & JPU JOINT SESSION	59
S1: BASIC RESEARCH 1	21	S18: EXTROPHY-EPISPADIAS COMPLEX 2	60
<b>ESPU PROGRAMME SESSIONS</b>	<b>21</b>	S19: LOWER URINARY TRACT 1	62
S2: [PARALLEL SESSION] CASE REPORTS	25	S20: FUNCTIONAL VOIDING DISORDERS	64
LECTURE BASIC SCIENCE: "THE DEVELOPMENT OF VOIDING – TRANSLATIONAL ASPECTS"	27	T&T: SPECIAL SESSION "TIPS AND TRICKS"	65
S3: BASIC RESEARCH 2	28	S21: NEUROPATHIC BLADDER	66
HS: HISTORY SESSION	31	S22: LOWER URINARY TRACT 2	68
RESEARCH COMMITTEE EDUCATIONAL SESSION: EBM PART I – THEORY	32	LECTURE – ENURESIS: "ROLE OF THE BLADDER: WHEN DIALOGUES BECOME BABYLONIAN SPEECH CONFUSION!"	69
S4: VESICoureTERAL REFLUX 1	32	PANEL: NEUROPATHIC URINARY INCONTINENCE	69
S5: VESICoureTERAL REFLUX 2	34	S23: ENDOUROLOGY	70
S6: OBSTRUCTION & HYDRONEPHROSIS 1	36	S24: STONES 1	71
S7: HYPOSPADIAS 1	38	S25: STONES 2	72
S8: ADOLESCENT UROLOGY 1	41	S26: AUGMENTATION / DIVERSION	73
LECTURE: "DSD: AT THE CROSSROADS OF MEDICINE, HUMAN RIGHTS AND POLITICS"	42	VIDEO SCREEN DISPLAY WITHOUT PRESENTATION	75
S9: GENITALIA 1	43	<b>ESPU-NURSES PROGRAMME</b>	<b>79</b>
S10: ADOLESCENT UROLOGY 2	45	S1: FUNCTIONAL VOIDING DISORDERS (PART. 1)	79
LECTURE: "LONG TERM RESULTS OF CLOACAL ANOMALIES"	46	S1: FUNCTIONAL VOIDING DISORDERS (PART. 2)	80
S11: HYPOSPADIAS 2	47	S2: LOWER URINARY TRACT	81
S12: GENITALIA 2	49	S3: MISCELLANEOUS	82
LOCAL LECTURE: "FINNISH SAUNA"	50	S4: ADOLESCENT UROLOGY	83
EDUCATIONAL SESSION: "CATHETERIZABLE CHANNELS"	51	S5: NEUROPATHIC BLADDER	84
S13: ONCOLOGY	51	PRACTICAL SESSION	85

# Word of Welcome

Welcome to Helsinki!!

We are guest in the capital of the great country of Finland: Helsinki. Finland has it all. From the incredible scattering of islands in Europe's largest archipelago, to the hilly countryside of Lapland, the landscape of Finland is a pristine paradise for nature lovers. Of course, your host Seppo Taskinen will tell you more about "his country".

As the ESPU annual meetings move throughout Europe, the main objective of our annual meeting is to bring people together with a special interest to improve the care of children and their family with a "Pediatric Urological" problem.

This is our 29<sup>th</sup> annual meeting and I am proud to say that ESPU has become a "global" meeting point for Pediatric Urologists, Pediatric Urology nurses and associated Pediatric specialists. We specifically welcome our colleagues, Pediatric Surgeons, Pediatric Nephrologists, Pediatric Endocrinologist, Pediatricians, Urotherapists, Physiotherapists, Researchers and any other caregivers or caretakers who "care" about Pediatric Urology.

It is our tradition that we cover history, basic and clinical research, new diagnostic and treatment options, and probably also discuss the "classic ones". It is also a moment to meet the "industry" around the Pediatric Urological care: tools, instruments and pharmaceutical products that also improve the care of our Pediatric Urology patient.

I am exceptionally proud that my mentor, Barry Kogan will join our meeting and give the John Duckett lecture of 2018.

I am also happy to see how the Educational Committee, the Research Committee and the Young Pediatric Urology Club are active and will play a role in this ESPU meeting.

ESPU is here for you, so again, please tell us what we can do for you.

Our wish is that, after this 29<sup>th</sup> ESPU annual meeting, you will go home and that we have inspired you,




Guy Bogaert  
President of ESPU

Dear colleagues,

It is a great honor and pleasure to welcome you to the 29<sup>th</sup> ESPU Congress in Helsinki. Helsinki is wonderful city and among one of the best places to live in many evaluations. Helsinki has a great coastline and archipelago. However, Helsinki is the most northern capital in EU, and the spring is still very early in April. This winter we have had quite a lot of ice and snow. Despite, we do our best to make a warm and friendly event, it is advisable to check the forecast, when you start packing. If you feel that the weather is a bit chilly, you can enjoy Finish sauna for example in "Allas Sea Pool", which is locating close to Congress venue. The Congress venue is in "Marina Congress Center", which situates in the city center at the seaside and the Congress hotel is locating opposite to the venue. The hotel is within walking distance to the Welcome reception and the Gala dinner. There are good train and bus connections from the airport to the city center and it is possible to take a tram or walk from railway station to Congress venue.

I am confident that you find the Congress program fruitful and you find also practical ideas. I hope that you will see many old and new friends and have a possibility for lively and inspiring discussions.

You are very welcome to Helsinki and 29<sup>th</sup> ESPU Congress.

A handwritten signature in black ink, appearing to read "Seppo Taskinen". The signature is fluid and cursive, with a long horizontal stroke at the end.

Seppo Taskinen  
Chair of Congress

Dear Colleagues and Friends;

It is with great pleasure that we provide you the digital abstracts book of the 29<sup>th</sup> Congress of the European Society for Paediatric Urology.

The Scientific Program of this 29<sup>th</sup> ESPU is rich and promising thanks to your usual contribution by submitting valuable abstracts. We have received from 52 countries a total of 455 abstracts (358 clinical abstracts, 33 Basic research and 64 videos).



In order to keep objectivity and criteria for abstracts selection, we have kept our reviewing process respecting as usual the anonymous principle. Reviewers online were divided in 6 groups of 7, and each group reviewed only 50 abstracts in average. Each abstract was scored according to seven major criteria. Our first challenge was to choose 42 reviewers for clinical abstracts, 8 for basic research (coordinated by Pr. Christian Radmayr) and 6 for video scoring. This task was surprisingly the easiest, as we have received an answer from most of the reviewers within 24 hours expressing their willing to help us in this delicate process. It was so great to have the chance to work with such enthusiastic group, all members of the ESPU, coming from 26 European and extra-European countries. Finally, scores came back on time! We are thankful to the exceptional work of our Webmaster in the management of this process.

The scientific committee, composed this year of 7 members and co-chaired by Pr. Pedro Lopez PEREIRA, had intensive sessions of work on the 7<sup>th</sup> and the 8<sup>th</sup> of December to finalize the scientific program. The committee was enriched with the participation of the Educational and Research Committees' Presidents to strengthen and harmonize the scientific program (please refer to the list of the reviewers online and members of the Scientific Committee).

This year program includes 19 hours of standard presentations sessions, more than 200 selected clinical and basic research abstracts and videos. The program is also rich of Lectures, Panels, Educational Session run by the Educational Committee, History Session and Workshops. Case Reports, Tips and Tricks and Worst Complications Sessions have given large satisfaction last year and you will find them again this year with more time for discussions. The new Research Committee has given a significant input by workshops and special sessions. Group of Young Pediatric Urologist has also special activities in the program and will give us the program highlights every day. The ESPU-Nurses group have their usual interesting meeting running on a three-day program this year.

To continue the ESPU policy to extend our collaboration with other societies, this year we have a state of the art lecture from EUPSA and Panelist from ESPN.

Thank you again for your contribution to the success of the ESPU, and I hope that the program will be up to your expectations. Please pay attention to the detailed evaluation questionnaire and answer on time. Your comments and evaluations are very valuable for us to keep improving.

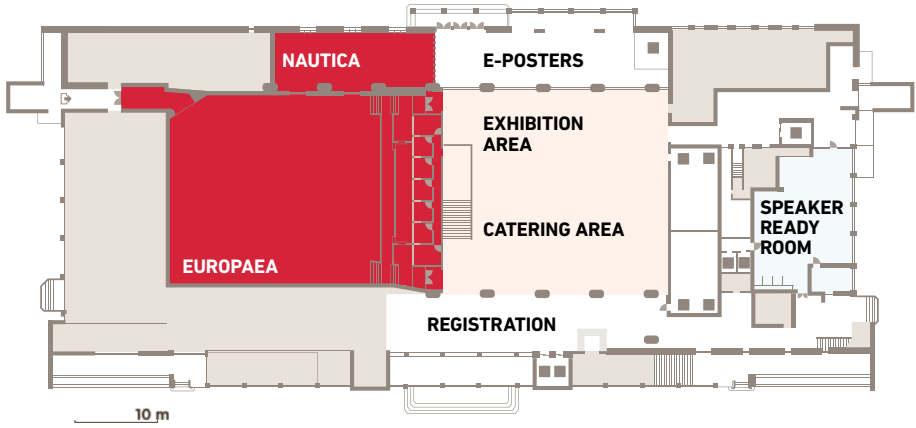
Looking forward to meeting you in Helsinki.

On behalf of the scientific committee

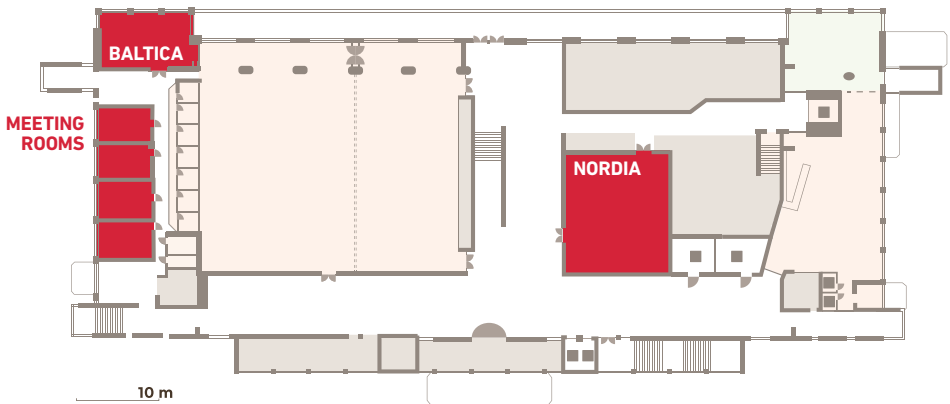
Professor Alaa El Ghoneimi, MD, PhD, FEAPU  
ESPU Scientific Secretary

# Floor Plan

## 1<sup>st</sup> floor



## 2<sup>nd</sup> floor



# Committees

## ESPU BOARD

<b>President</b>	Professor Guy Bogaert
<b>President elect</b>	Professor Henri Lottmann
<b>Secretary</b>	Professor Ramnath Subramaniam
<b>Treasurer</b>	Professor Piet Hoebeke
<b>Members</b>	Professor Alaa El-Ghoneimi (Scientific Secretary) Professor Pedro Lopez Pereira Professor Christian Radmayr Doctor Katja P. Wolffenbuttel

## ESPU-N BOARD

<b>President</b>	Jens Larsson (Sweden)
<b>Secretary</b>	Lynne Bartlett (UK)
<b>Treasurer</b>	Louiza Dale (Sweden)
<b>Member</b>	Karen Kwak (Netherlands), Assistance/contact person & web editor

## ESPU Scientific Committee Members

<b>Alaa El Ghoneimi</b>	France	ESPU Scientific secretary
<b>Berk Burgu</b>	Turkey	
<b>Pedro Lopez Pereira</b>	Spain	
<b>Henning Olsen</b>	Denmark	
<b>Christian Radmayr</b>	Austria	
<b>Seppo Taskinen</b>	Finland	Chair of Congress
<b>Magdalena Fossum</b>	Sweden	



## Online reviewers for "Clinical" abstracts

### Group 1

<b>Radim Kocvara</b>	Czech Republic
<b>Raimund Stein</b>	Germany
<b>Braga Luis</b>	Canada
<b>Haytham Badawy</b>	Egypt
<b>Erik Van Laecke</b>	Belgium
<b>Pedro Lopez Pereira</b>	Spain
<b>Rosalia Misseri</b>	USA

### Group 2

<b>Gundela Holmdahl</b>	Sweden
<b>Martin Kaefler</b>	USA
<b>Pedro-José López</b>	Chili
<b>Sajid Sultan</b>	Pakistan
<b>Haluk Emir</b>	Turkey
<b>Marcel Drlik</b>	Czech Republic
<b>Alex Turner</b>	UK

### Group 3

<b>Yazan Rawashdeh</b>	Denmark
<b>Anna Bujons</b>	Spain
<b>Goedele Beckers</b>	Netherlands

<b>Annabel Paye-Jaouen</b>	France
<b>Alexander Springer</b>	Austria
<b>Simona Gerocarni Nappo</b>	Italy
<b>Ashraf Hafez</b>	Egypt

### Group 4

<b>Anju Goyal</b>	UK
<b>Yves Heloury</b>	Australia
<b>Marco Castagnetti</b>	Italy
<b>Luke Harper</b>	France
<b>Serkan Doğan</b>	Turkey
<b>Rafal Chrzan</b>	Poland
<b>Rita Gobet</b>	Switzerland

### Group 5

<b>Seppo Taskinen</b>	Finland
<b>Anne-Françoise Spinoit</b>	Belgium
<b>Josef Oswald</b>	Austria
<b>Kalfa Nicolas</b>	France
<b>Anthony Herndon</b>	USA
<b>Raimondo Maximilian Cervellione</b>	UK
<b>Thomas Blanc</b>	France

## Online reviewers for "Basic Science" abstracts

<b>Christian Radmayr</b>	Austria
<b>Magdalena Fossum</b>	Sweden
<b>Berk Burgu</b>	Turkey
<b>His-Yang Wu</b>	USA
<b>Dariusz Bagli</b>	Canada
<b>Agneta Nordenskjöld</b>	Sweden
<b>Daniel Eberli</b>	Switzerland
<b>Martin Kaefler</b>	USA

## Online reviewers for "Video" abstracts

### Group 1

<b>Alaa El Ghoneimi</b>	France
<b>Henning Olsen</b>	Denmark
<b>Antonio Macedo</b>	Brazil

### Group 2

<b>Marc David Leclair</b>	France
<b>Mohan Gundeti</b>	USA
<b>Abraham Cherian</b>	UK

# General Information

The Congress is accredited with the total of 18 European CME credits by ACME - UEMS.

## Abstract e-book

You may pick them up at the Registration.

## Commercial

All kinds of commercial activity is prohibited during the ESPU Congress.

## Congress Dates

11 April 2018 – 14 April 2018

## Congress Dinner

Friday 13<sup>th</sup> from 19:00

Restaurant Pörssi

Address: Fabianinkatu 14, 00100 Helsinki, Finland

## Congress Venue

Marina Congress Center

Katajanokanlaituri 6

Helsinki, Finland

## Currency

Finland is a member of the European Union (EU). Euro is the currency used in Finland.

## E-posters

Please find the display screens in the Foyer.

## Exhibition

The Exhibition for the 29<sup>th</sup> Annual Congress of ESPU will be held in the main area of the Congress.

### Exhibition opening hours

Wednesday, April 11 2018	13:30 – 16:30
--------------------------	---------------

Thursday, April 12 2018	09:30 – 16:30
-------------------------	---------------

Friday, April 13 2018	09:30 – 16:30
-----------------------	---------------

\* Please note that all exhibitors should be in their booth 30 minutes before the official opening hour.

## Language

The official language of the Conference will be English.

## Prizes

Prizes are given every year for 'best presentation', 'best video', 'best poster', 'best basic science'. You can see the shortlisted abstracts in the book.

## Registration Opening Hours

**Registration desks will be open on the following dates:**

Wednesday, April 11 2018	09:30 – 17:00
--------------------------	---------------

Thursday, April 12 2018	07:00 – 17:00
-------------------------	---------------

Friday, April 13 2018	07:00 – 17:00
-----------------------	---------------

Saturday, April 14 2018	07:30 – 13:30
-------------------------	---------------

## Web site

<https://congress2018.espu.org>

## Welcome reception

Wednesday 11<sup>th</sup> from 19:15 – 20:45

City Hall

Address: Pohjoisesplanadi 11 – 13, 00170 Helsinki, Finland

# Medals & Honorary Members

## ESPU Honorary Members

Honorary members are members of ESPU who have given a distinguished service to the society and the specialty. They are nominated and appointed by the Board upon approval of general assembly. They receive a medal and framed certificate with the logo of the ESPU and the following inscription 'ESPU Honorary Member "year"'.

Honorary members become 'Members for Life'. They are entitled to all regular activities of the Society.

AMSTERDAM	1990	David Innes Williams
BEAUNE	1991	Jean Cendron
CAMBRIDGE	1992	Herbert Johnson
GOTHENBORG	1994	Jean Smellie
TOLEDO	1995	Sami Arap
LONDON	1996	Joe Cohen
ROME	1997	Francesco Pagano
SALZBURG	1998	Marcel Bettex
TOURS	2000	Barry O'Donnel
BUDAPEST	2002	József Toth
MADRID	2003	Ricardo Gonzales
REGENSBURG	2004	A Siegel and H. Mildenerger
UPSALA	2005	Gunar Grotte
ATHENS	2006	Philip Androulakakis
BRUGGE	2007	David Frank
NICE	2008	Irene Oesch
AMSTERDAM	2009	R. J. Scholtmeijer
ANTALYA	2010	Phillip G Ransley
COPENHAGEN	2011	Enrique Jauriguizar
ZURICH	2012	Ulla Sillen
GENOA	2013	Paolo Caione
INNSBRUCK	2014	Marcus Riccabona
PRAGUE	2015	Göran Läckgren
HARROGATE	2016	Padraig Malone and David Thomas
SPAIN	2017	Jose M. Garat

# 2018 ESPU Honorary Member

## Prof. Jens Christian Djurhuus

**He started his research career in 1970 focusing on the transport mechanisms of the urinary tract with special focus on hydronephrosis.**



This led to his Dr. Med. Sci. dissertation. Using the pig to mirror the human situation he developed a series of models which first brought him to Stanford University to set up pig experiments and later to Aarhus University where he from 1978 established and expanded experimental research facilities hosting a multispeciality research activity, where he could work together with a large sequence of young research candidates. Focus was on urinary transport in obstruction and in vesico-ureteral reflux. The techniques developed in the laboratories were transferred to the clinical setting in the form of long term monitoring of bladder function in reflux children, where it was shown that the degree of reflux and reflux nephropathy was related to the intensity of bladder contractions at night, leading to an increased focus on treating bladder function in reflux patients. The 24-hour monitoring of bladder function was then implemented in children with monosymptomatic enuresis. It was shown, that, what was later recognized, a group of enuretics had a huge urine production a night. This led to a fruitful cooperation with industry in the form of a series of symposia bringing clinicians and researchers to Aarhus from all over the world. Alongside it was of course recognized that enuresis is not enuresis but a multitude of pathogenetic mechanisms leading to wetness. In the mid zeroes he was the cofounder of ICCS, the multidisciplinary scientific society dedicated to focus on the wet child. He has had an abundance of young research associates who are some of today's leading figures in pediatrics and pediatric urology of course mostly nationally, but definitely also internationally. In parallel he has chaired the dept. of Clinical Medicine at Aarhus University and during his 26 years as chairman the department has grown from hosting appr. 50 researchers to more than 1500. He has also chaired the Danish Research Council for Independent Research, first the health research section and later the collected council of all faculties. His scientific production mounts up to more than 350 articles in international peer reviewed journals predominantly in pediatric urology (Pub Med). He has been awarded with more than 10 prizes, is honorary member of ICCS and the Danish Urological Society and holds at present a position as section co-editor in Journal of Pediatric Urology.

## John Duckett Lecture

Each year ESPU board decides on a Lecturer for the Duckett Lecture named after the famous Paediatric Urologist John Duckett to recognize his contribution to increasing the collaboration between two continents in the field of Paediatric Urology. Traditionally an American and a European give the lecture in alternate years.

### Past Duckett Lecturers

REGENSBURG	2004	Michael Freeman
UPSALA	2005	Michael Mitchell
ATHENS	2006	Phillip G Ransley
BRUGGE	2007	Laurence Baskin
NICE	2008	Anthony Atala
AMSTERDAM	2009	David Thomas
ANTALYA	2010	Michael Ritchey
COPENHAGEN	2011	Ulla Sillen
ZURICH	2012	Craig Peters
GENOA	2013	Chris Woodhouse
INNSBRUCK	2014	Doug Canning
PRAGUE	2015	David Frank
HARROGATE	2016	Richard Rink
SPAIN	2017	Margaret Baka-Ostrowska



# ICCS

International Children's  
Continenence Society



# ICCS 2018

Rome, 26-29 September

[www.iccs2018.info](http://www.iccs2018.info)

## MEETING CHAIR

Mario De Gennaro

## ABSTRACTS DEADLINE

20 April 2018

## VENUE

Roma Eventi - Fontana di Trevi  
Piazza della Pilotta 4, Rome

## ICCS/ESPU COURSE

Bladder & Bowel Dysfunction  
27 September 2018

# Exhibitors of ESPU 2018

**Wellspect**

---

**SOBI**

---

**Karl Storz**

---

**Laborie**

---

**Istem Medical**

---

**Promedon**

---

**Novioscan**

---

**Minze**

---



# ICS 2018 PHILADELPHIA

28 - 31 August 2018

## Leading Continence Research and Education

**Early bird registration  
available until 12 June**

International  
Continence Society  
48<sup>th</sup> Annual Meeting

[www.ics.org/2018](http://www.ics.org/2018)





# Programme at a Glance

## Wednesday 11<sup>th</sup>, April 2018

Europa Hall		Nordia Hall (2 <sup>nd</sup> Floor)	
Opening of Registration Desk			
9:30			
12:45 - 13:30	<p><b>Research Committee Session:</b>  <b>"10 tips to make a grant application successful"</b>                      Presenters: Marco Castagnetti (Italy), Luke Harper (France), Nicolas Kalfa (France)</p>	<p><b>Parallel Session</b></p>	
13:30 - 15:00	<p><b>S1 – BASIC RESEARCH 1</b>                      Moderators: Yazan Raveshdeh (Denmark), Christian Radmayr (Austria)</p>	<p><b>S2 – CASE REPORTS</b>                      Moderators: Serdar Tekgözü (Turkey), Thomas Blanc (France)</p>	
15:00 - 15:20	<p><b>Lecture Basic Science:</b>  <b>"The Development of Voiding – Translational aspects"</b>                      Henning Olsen (Denmark)                      introduced by Christian Radmayr (Austria)</p>		
15:20 - 15:35			
<b>Coffee Break</b>		<b>Coffee Break</b>	
15:35 - 17:05	<p><b>S3 – BASIC RESEARCH 2</b>                      Moderators: Magdalena Fossum (Sweden), Berk Burgu (Turkey)</p>	<p><b>Opening</b>                      Jens Larsson (Sweden), President ESPU N</p>	
17:15 - 18:45	<p><b>SH – HISTORY SESSION</b>                      Moderator: Cenk Büyükkınal (Turkey)</p>	<p><b>OPENING COURSE</b>  <b>"UNDERSTANDING AND TALKING TO THE TEENAGER"</b>                      Marina Van Der Wal (Netherlands)</p>	
19:00 - 21:00	<b>Opening Ceremony-Welcome Reception</b>		

# Programme at a Glance

Thursday 12<sup>th</sup>, April 2018

Europa Hall		Nordia Hall (2 <sup>nd</sup> Floor) ESPU-N Meetings	
Opening of Registration Desk			
7:00	7:30		
<b>Research Committee Educational Session:</b>			
7:15	8:15	8:15	8:20
<b>EBM Part 1 – Theory</b> Presenters: Magdalena Fossum (Sweden), Martin Kaefer (USA), Goedele Beekers (Netherlands)		<b>Welcome</b> Jens Larsson (Sweden) / President ESPU-N	
8:15	8:20	8:20	9:10
<b>Opening Remarks</b>		<b>KEYNOTE LECTURE</b> <b>DEVELOPMENT OF SEXUALITY IN CHILDREN FROM A UROLOGICAL PERSPECTIVE</b> Dan Wood, (UK) Consultant Urologist	
8:20	8:52	9:10	9:20
<b>S4 – VESICoureTERAL REFLEX 1</b> Moderators: Ram Subramaniam (UK), Kathy Herbst (USA)		<b>Panel discussion</b> Dan Wood (UK), Jacqueline Knol (Netherlands), Lyme Bartlett (UK)	
8:52	9:34	9:20	9:50
<b>S5 – VESICoureTERAL REFLEX 2</b> Moderators: Goedele Beekers (Netherlands), Alexander Springer (Austria)		<b>S1 – FUNCTIONAL VOIDING DISORDERS (Part. 1)</b> Moderators: Jens Larsson (Sweden), Angela Downer (UK)	
9:34	10:20		
<b>S6 – OBSTRUCTION &amp; HYDRONEPHROSIS 1</b> Moderators: Josef Oswald (Austria), Dariusz Bagli (Canada)			
10:20	10:40	<b>Coffee Break</b>	
10:40	10:50	10:10	11:00
<b>Highlights of Basic Research Sessions</b> Christian Radmayr (Austria)		<b>S1 – FUNCTIONAL VOIDING DISORDERS (Part. 2)</b> Moderators: Jens Larsson (Sweden), Angela Downer (UK)	
10:50	11:45	11:00	12:00
<b>S7 – HYPOSPADIAS 1</b> Moderator: Yutaro Hayashi (Japan), Haytham Badawy (Egypt)		<b>WORKSHOP</b> <b>VOIDINGSCHOOL WITH GROUP DISCUSSION</b>	
11:45	12:15		
<b>S8 – ADOLESCENT UROLOGY 1</b> Moderators: Radim Kocvara (Czech Republic), Hezi Landau (Israel)		<b>S2 – LOWER URINARY TRACT</b> Moderators: Lyme Bartlett (UK), Anneli Saarikoski (Finland)	
12:15	13:00	12:00	12:40
Lecture: Prof. Petra de Sutter, University of Gent, Belgium, Senator, Council of Europe. <b>DSD: At the crossroads of Medicine, Human Rights and Politics</b> Introduced by Prof. Hebeke (Belgium)			
13:00	14:00	12:40	13:40
Lunch		Lunch	

# Programme at a Glance

## Thursday 12<sup>th</sup>, April 2018

Europea Hall		Nordia Hall (2 <sup>nd</sup> Floor) ESPU-N Meetings	
14:00	14:38	<b>S9 – GENTILIA 1</b> Moderators: Kaija P. Wolfenbutele (Netherlands), Marco Castagnetti (Italy)	13:40 14:00 <b>WELLSPECT GRANT 2018 PRESENTATION</b>
14:38	15:15	<b>S10 – ADOLESCENT UROLOGY 2</b> Moderators: Rosalia Misseri (USA), Dan Wood (UK)	14:00 14:30 <b>S3 – MISCELLANEOUS</b> Moderators: Karen Kwak (Netherlands), Alexandra Vermandel (Belgium)
15:15	15:40	Lecture: Prof. Risto Rimala, Finland, EUPSA <b>Long Term Results of Cloaca Anomalies</b> Introduced by Seppo Taskinen (Finland)	14:30 14:50 <b>S4 – ADOLESCENT UROLOGY</b> Moderators: Karen Kwak (Netherlands), Alexandra Vermandel (Belgium)
15:40	16:00	Coffee Break	14:50 15:15 Coffee Break
16:00	16:34	<b>S11 – HYPOSPADIAS 2</b> Moderators: Luis Braga (Canada), Mehmet Etepevik (Turkey)	15:15 16:00 <b>AGM ESPU NURSES GROUP</b>
16:34	17:14	<b>S12 – GENTILIA 2</b> Moderators: Nicolas Kaifa (France), Martin Kaefer (USA)	
17:14	17:44	Local Lecture: Prof. Lasse Virmikka (Finland) <b>Finnish Sauna</b> Introduced by Seppo Taskinen (Finland)	
			<b>Baltic Room (2<sup>nd</sup> Floor) Parallel Session</b> <b>Research Committee Session EBN Part II – Practical application</b> Presenters: Coedele Beekers (Netherlands), Martin Kaefer (USA), Magdalena Fossum (Sweden)
			14:40 15:15

# Programme at a Glance

**Friday 13<sup>th</sup>, April 2018**

Europaes Hall			Nordia Hall (2 <sup>nd</sup> Floor) ESPU-N Meetings		
7:00	7:30	<b>Opening of Registration Desk</b>			
7:15	8:00	<b>Educational session: "Catheterizable Channels"</b> Moderator: Berk Burgu (Turkey, Educational Committee Chair) Marc David Leclair (France), Marco Castagnetti (Italy)			
8:00	8:52	<b>S13 – ONCOLOGY</b> Moderators: Yves Helouary (Australia), Sergei Zorkin (Russia)			
8:52	9:46	<b>S14 – LAPAROSCOPY/ROBOTICS</b> Moderators: Rafal Chrzan (Poland), Aseem Shukla (USA)	9:00	9:05	<b>WELCOME</b> Jens Larsson (Sweden) President ESPU-N
9:46	9:56	<b>Highlights on Previous Day Programme</b> (ESPU Group of Young Paediatric Urologists) Anne-Françoise Spinolt (Belgium)	9:05	9:50	<b>EUROPEAN REFERENCE NETWORK – UROLOGICAL DISEASES</b> Mrs Dalia Aminoff (Italy)
9:56	10:16	<b>Coffee Break</b>	9:50	10:45	<b>S – 5 NEUROPATHIC BLADDER</b> Moderators: Louiza Dale (UK), Beabette Jatzkowski (Sweden)
10:16	10:50	<b>S15 – OBSTRUCTION &amp; HYDRONEPHROSIS 2</b> Moderators: Anthony Herndon (USA), Alex Turner (UK)	10:45	11:15	<b>Coffee Break</b>
10:50	11:30	<b>Special Session "MY WORST COMPLICATION"</b> Moderators: Emilio Merini (Italy)			<b>PRACTICAL SESSION</b>
11:30	12:00	John Duckett Lecture: Prof. Barry Kogan (USA) <b>"Darwin and the Evolution of Pediatric Urology"</b> Introduced by Guy Bogaert (Belgium, President of the ESPU)	11:15	12:45	<b>TENS/PTNS</b> Louiza Dale (UK), Angela Downer (UK) <b>BIOFEEDBACK/PELVIC FLOOR TRAINING</b> Lynne Bartlett (UK), Bridie Bessel (UK) <b>ULTRASOUND OF THE BLADDER AND RECTUM</b> Tina Pöyhjä (Finland), Jens Larsson (Sweden)
12:00	13:00	<b>GA</b>	12:45	12:50	<b>CLOSING REMARKS</b> Jens Larsson, President ESPU N
12:00	13:30	<b>Lunch</b>	12:50	13:30	<b>Lunch</b>
13:30	13:54	<b>S16 – RENAL TRANSPLANTATION</b> Moderators: Wouter Feitz (Netherlands), Simona Gerocami-Nappo (Italy)		13:30	<b>CONTINUING JOINT MEETING ESPU</b>

# Programme at a Glance

<b>Friday 13<sup>th</sup>, April 2018</b>		<b>Nordia Hall (2<sup>nd</sup> Floor)</b> Parallel Session
<b>Europea Hall</b>		
13:54 - 14:24	<p><b>Panel: Renal transplantation in small children</b>                      Moderator: Alaa El Choneimi (France)                      Panelists: Jukka Salminen (Finland), Hannu Jalanko (Finland-ESPN)</p>	
14:24 - 15:02	<p><b>S17 – EXTROPHY-EPISPADIAS COMPLEX 1</b>                      Moderators: Ashraf Hafez (Egypt), Wolfgang Rösch (Germany)</p>	
15:02 - 15:34	<p><b>S18 – EXTROPHY-EPISPADIAS COMPLEX 2</b>                      Moderators: Marc David Leclair (France), Raimondo Maximilian Cervellione (UK)</p>	<p><b>Research Committee &amp; JPU Joint Session</b>                      “Writing a protocol – what can help you to succeed”                      Presenter: Katherine Herbst (USA)                      “Regulatory Requirements for Research”                      Presenter: Tony Herndon (USA)</p>
15:34 - 15:54	<b>Coffee Break</b>	14:30 - 15:15
15:54 - 16:44	<p><b>S19 – LOWER URINARY TRACT 1</b>                      Moderators: Luke Harper (France), Seppo Taskinen (Finland)</p>	
16:44 - 17:20	<p><b>S20 – FUNCTIONAL VOIDING DISORDERS</b>                      Moderators: Marcel Driek (Czech Republic), Guy Bogaert (Belgium)</p>	
17:20 - 18:00	<p><b>Special Session “TIPS AND TRICKS”</b>                      Moderators: Stuart O’Toole (UK)</p>	
19:00	<b>Congress Dinner</b>	

# Programme at a Glance

**Saturday 14<sup>th</sup>, April 2018**

Europaea Hall	
	<b>Opening of Registration Desk</b>
8:00	<b>Highlights on Previous Day Programme (ESPU Group of Young Paediatric Urologists)</b> Selcuk Sley (Turkey)
8:10	<b>S21 – NEUROPATHIC BLADDER</b> Moderators: Anju Goyal (UK), Erik Van Laecke (Belgium)
9:10	<b>S22 – LOWER URINARY TRACT 2</b> Moderators: Gundela Holmdahl (Sweden), Abraham Cherian (UK)
9:54	<b>Lecture: Enuresis: Piet Hoebeke (Belgium)</b> "Role of the Bladder: When dialogues become Babylonian Speech Confusion!"
10:14	<b>Coffee break</b>
10:34	<b>Panel: Neuropathic Urinary Incontinence</b> Moderator: Pedro Lopez Pereira (Spain) Panelists: Henri Lottmann (France), Pippi Sate (Qatar), Ricardo González (Germany)
11:06	<b>S23 – ENDOUROLOGY</b> Moderators: Anna Bujons (Spain), Rosa Romero (Spain)
11:44	<b>S24 – STONES 1</b> Moderators: Serkan Digan (Turkey), M.S. Ansari (India)
12:16	<b>S25 – STONES 2</b> Moderators: Sajid Sultan (Pakistani), Annabel Paye-Jacuen (France)
12:48	<b>S26 – AUGMENTATION / DIVERSION</b> Moderators: Raimund Stein (Germany), Mark Cain (USA)
13:36	<b>Prizes and Closure</b>

# ESPU Programme Sessions

Wednesday 11, April 2018

09:30

**Opening of Registration Desk**

12:45 – 13:30

**Research Committee Session: “10 tips to make a grant application successful”**

**Presenters: Marco Castagnetti (Italy), Luke Harper (France), Nicolas Kalfa (France)**

13:30 – 15:00

## **S1: BASIC RESEARCH 1**

**Moderators: Yazan Rawashdeh (Denmark), Christian Radmayr (Austria)**

13:30 – 13:33 **S1-1 (PP)**

**★ HISTOLOGIC FEATURES OF THE EXSTROPHIC BLADDER BEFORE AND AFTER DELAYED PRIMARY REPAIR: RESULTS OF AN ONGOING PROSPECTIVE STUDY**

*Peter RUBENWOLF<sup>1</sup>, Fabian EDER<sup>2</sup>, Stefanie GOETZ<sup>3</sup>, Anne-Karoline EBERT<sup>4</sup> and Wolfgang H. ROESCH<sup>4</sup>*

- 1 University Hospital Frankfurt, Urology, Frankfurt, GERMANY
- 2 University Hospital Regensburg, Pathology, Regensburg, GERMANY
- 3 University Hospital Regensburg, Urology, Regensburg, GERMANY
- 4 University Hospital Regensburg, Pediatric Urology, Regensburg, GERMANY

13:33 – 13:36 **S1-2 (PP)**

**PERSISTENT UROTHELIAL DIFFERENTIATION CHANGES IN THE RECONSTRUCTED EXSTROPHIC BLADDER: A PRIMARY STRUCTURAL DEFICIT?**

*Peter RUBENWOLF<sup>1</sup>, Fabian EDER<sup>2</sup>, Stefanie GOETZ<sup>3</sup>, Martin PROMM<sup>4</sup> and Wolfgang H. ROESCH<sup>4</sup>*

- 1 University Hospital Frankfurt, Urology, Frankfurt, GERMANY
- 2 University Hospital Regensburg, Pathology, Regensburg, GERMANY
- 3 University Hospital Regensburg, Urology, Regensburg, GERMANY
- 4 University Hospital Regensburg, Pediatric Urology, Regensburg, GERMANY

13:36 – 13:39 **S1-3 (PP)**

**TERMINAL MARKERS OF UROTHELIAL DIFFERENTIATION: A COMPARISON OF NEWBORN AND DELAYED BLADDER EXSTROPHY CLOSURES TO CONTROLS**

*Matthew KASPRENSKI<sup>1</sup>, Zhiming YANG<sup>2</sup>, Mahir MARUF<sup>1</sup>, Karl BENZ<sup>1</sup>, Jonathan EPSTEIN<sup>2</sup>, Heather DI CARLO<sup>1</sup> and John GEARHART<sup>1</sup>*

- 1 Johns Hopkins Hospital, Johns Hopkins Medical Institutions, Division of Pediatric Urology, James Buchanan Brady Urological Institutions, Baltimore, USA
- 2 Johns Hopkins University School of Medicine, Department of Pathology, Baltimore, USA

13:39 – 13:42 S1-4 (PP)

### **RAPAMYCIN REGULATION OF CORE CLOCK GENES IS ASSOCIATED WITH ALTERED DE-OBSTRUCTION SIGNATURES COORDINATE WITH PHYSIOLOGY**

Karen AITKEN<sup>1</sup>, Annette SCHRODER<sup>2</sup>, Jia-Xin JIANG<sup>3</sup>, Aliza SIEBENALLER<sup>4</sup>, Thenuka THANABALASINGHAM<sup>5</sup>, Martin SIDLER<sup>6</sup> and Darius BAGLI<sup>7</sup>

- 1 PGCRL room 159420TUV, DSCB, Sickkids Research Institute, Toronto, CANADA
- 2 Hospital for Sick Children, Urology Division3, Department of Surgery; Developmental and Stem Cell Biology, Research Institute, Toronto, CANADA
- 3 Hospital for Sick Children, University of Toronto, Developmental and Stem Cell Biology, Research Institute; Department of Physiology, Faculty of Arts a, Toronto, CANADA
- 4 Hospital for Sick Children, Developmental and Stem Cell Biology, Research Institute, Toronto, CANADA
- 5 H, Developmental and Stem Cell Biology, Research Institute, Toronto, CANADA
- 6 Hospital for Sick Children, University of Toronto, Developmental and Stem Cell Biology, Research Institute; Institute of Medical Sciences, Faculty of M, Toronto, CANADA
- 7 Hospital for Sick Children, University of Toronto, Developmental and Stem Cell Biology, Research Institute; Department of Surgery, Faculty of Medicine, Toronto, CANADA

13:42 – 13:45 S1-5 (PP)

### **ROLE OF BDNF IN SUBTOTAL CYSTECTOMY: FOCUS ON SMOOTH MUSCLE**

Karen AITKEN<sup>1</sup>, Martin SIDLER<sup>2</sup>, Aliza SIEBENALLER<sup>3</sup>, Thenuka THANABALASINGHAM<sup>4</sup>, Arsalan ANEES<sup>5</sup>, Paul DELDELGADO-OLGUIN<sup>6</sup> and Darius BAGLI<sup>7</sup>

- 1 PGCRL room 159420TUV, DSCB, Sickkids Research Institute, Toronto, CANADA
- 2 Hospital for Sick Children, University of Toronto, Urology Division3, Department of Surgery; Institute of Medical Sciences4, Faculty of Medicine, Toronto, CANADA
- 3 Hospital for Sick Children, Developmental and Stem Cell Biology, Research Institute, Toronto, CANADA
- 4 Hospital for Sick Children, Developmental and Stem Cell Biology, Research Institute, Toronto, CANADA
- 5 Hospital for Sick Children, University of Toronto, Developmental and Stem Cell Biology, Research Institute; HMB, Faculty of Arts and Sciences, Toronto, CANADA
- 6 Hospital for Sick Children, University of Toronto, Developmental and Stem Cell Biology, Research Institute; Department of Physiology, Faculty of Arts a, Toronto, CANADA
- 7 Hospital for Sick Children, University of Toronto, Developmental and Stem Cell Biology, Research Institute; Department of Surgery, Faculty of Medicine, Toronto, CANADA

13:45 – 13:48 S1-6 (PP)

### **MICRORNA-132 IN BLADDER WOUND HEALING**

Magdalena FOSSUM<sup>1</sup>, Xi LIU<sup>2</sup>, Clara Ibel CHAMORRO<sup>2</sup>, Dongqing LI<sup>3</sup>, Ning XU LANDÉN<sup>3</sup> and Behnaz Khalilzadeh BINICY<sup>4</sup>

- 1 Karolinska Institutet/Karolinska Hospital, Women's and Children's Health/Patient Area for Children with urogenital malformation, Stockholm, SWEDEN
- 2 Karolinska Institutet, Women's and Children's Health, Stockholm, SWEDEN
- 3 Karolinska Institutet, Medicine, Stockholm, SWEDEN
- 4 Örebro Universitet, Medicine, örebro, SWEDEN



**13:48 – 13:51 S1-7 (PP)**

### **URETRAL REPLACEMENT USING TUBULARIZED COLLAGEN SCAFFOLD IMPLEMENTED WITH ADIPOSE DERIVED STROMAL CELLS**

*Olivier ABBO<sup>1</sup>, Melodie JURICIC<sup>1</sup>, Kalitha PINNAGODA<sup>2</sup>, Marion BOURDENS<sup>3</sup>, Nicolas GAIDE<sup>4</sup>, Elisabeth JEUNESSE<sup>4</sup>, Matthias HANS LARSON<sup>5</sup>, Isabelle RAYMOND-LETRON<sup>4</sup> and Valerie PLANAT<sup>5</sup>*

- 1 Hôpital des Enfants – CHU Toulouse, Pediatric Surgery Department, Toulouse, FRANCE
- 2 CHUV Lausanne -EPFL, Pediatric surgery -DMPC, Lausanne, SWITZERLAND
- 3 Stromalab – UMR 1031 – Inserm – CNRS, Toulouse, FRANCE
- 4 ENVT, Toulouse, FRANCE
- 5 EPFL, Lausanne, SWITZERLAND

**13:51 – 14:12 Discussion**

**14:12 – 14:15 S1-8 (PP)**

### **DEVELOPMENT OF SYNTHETIC ORGAN MODEL FOR RENAL PELVIS AND URETER SURGERY FOR LAPAROSCOPIC TRAINING**

*Baran TOKAR<sup>1</sup> and Emin BAKAN<sup>2</sup>*

- 1 Eskisehir Osmangazi University, School of Medicine, Department of Pediatric Surgery, Section of Pediatric Urology, Eskisehir, TURKEY
- 2 Anadolu University, Faculty of Fine Arts, Department of Animation, Eskisehir, TURKEY

**14:15 – 14:18 S1-9 (PP)**

### **HYDROGEL SCAFFOLDS FOR DETRUSOR REGENERATION IN RATS AFTER PARTIAL DETRUSORECTOMY**

*Jakub SMOLAR<sup>1</sup>, Daniel EBERLI<sup>1</sup>, Rita GOBET<sup>2</sup> and Maya HORST<sup>2</sup>*

- 1 University Hospital Zurich, Urology, Schlieren-Zurich, SWITZERLAND
- 2 University Children's Hospital Zurich, Urology, Zurich, SWITZERLAND

**14:18 – 14:21 S1-10 (PP)**

### **IN-VIVO REGENERATION OF BLADDER MUSCULAR WALL WITH DECELLULARIZED BLADDER MATRIX: AN EXPERIMENTAL STUDY**

*Nastaran SABETKISH, Shabnam SABETKISH and Abdol-Mohammad KAJBAFZADEH*

Pediatric Urology and Regenerative Medicine Research Center, Section of Tissue Engineering and Stem, Urology, Tehran, ISLAMIC REPUBLIC OF IRAN

**14:21 – 14:24 S1-11 (PP)**

### **URINARY BLADDER AUTO-AUGMENTATION: HOMOLOGOUS USE OF A DECELLULARISED BIOMATERIAL**

*Debora MORGANTE<sup>1</sup>, Syed Khawar ABBAS<sup>2</sup>, Jennifer HINLEY<sup>1</sup>, Eileen INGHAM<sup>3</sup>, Jennifer SOUTHGATE<sup>1</sup> and Ramnath SUBRAMANIAM<sup>4</sup>*

- 1 University of York, Biology, York, UNITED KINGDOM
- 2 University of Leeds, Central Biomedical Services, Leeds, UNITED KINGDOM
- 3 University of Leeds, Institute of Medical and Biological Engineering, Leeds, UNITED KINGDOM
- 4 University of Leeds, Paediatric Urology, Leeds, UNITED KINGDOM

14:24 – 14:27 **S1-12 (PP)**

### **MUCOSECTOMY DISRUPTING ENTERIC NERVOUS SYSTEM MAY BE CONTRIBUTING TO FLAP CONTRACTION IN ILEOCYSTOPLASTY WITH SEROMUSCULAR ILEAL FLAP**

*Tamas CSERNI*<sup>1</sup>, *Daniel URBAN*<sup>2</sup>, *Daniel HAJNAL*<sup>2</sup>, *Gabriella VARGA*<sup>2</sup>, *Daniel ERCES*<sup>2</sup> and *Raimondo CERVELLIONE*<sup>3</sup>

- 1 Royal Manchester Children's University Hospital, Paediatric Urology, Manchester, UNITED KINGDOM
- 2 University of Szeged, Hungary, Institute of Surgical Research, Szeged, HUNGARY
- 3 Royal Manchester Children's University Hospital, Manchester, UNITED KINGDOM

14:27 – 14:30 **S1-13 (PP)**

### **★ ESWT PROTECTS FROM BLADDER DYSFUNCTION AFTER TRAUMATIC SPINAL CORD INJURY VIA A TOLL-LIKE RECEPTOR 3 DEPENDENT MECHANISM**

*Felix NÁGELE*<sup>1</sup>, *Angela AN*<sup>1</sup>, *Michael GRABER*<sup>1</sup>, *Christian KREMSER*<sup>2</sup>, *Daniela LOBENWEIN*<sup>3</sup>, *Bernhard HAID*<sup>4</sup>, *Leo PÖLZL*<sup>5</sup>, *Jakob HIRSCH*<sup>1</sup>, *Elke KIRCHMAIR*<sup>1</sup>, *Michael GRIMM*<sup>1</sup>, *Johannes HOLFELD*<sup>1</sup> and *Can TEPEKÖYLÜ*<sup>1</sup>

- 1 Innsbruck Medical University, University Hospital for Cardiac Surgery, Innsbruck, AUSTRIA
- 2 Innsbruck Medical University, Department of Radiology, Innsbruck, AUSTRIA
- 3 Innsbruck Medical University, Division of Clinical and Functional Anatomy, Department of Anatomy, Histology and Embryology, Innsbruck, AUSTRIA
- 4 Hospital of the Sisters of Charity, Pediatric Urology, Linz, AUSTRIA
- 5 Innsbruck Medical University, University Hospital for Cardiac Surgery, Innsbruck, AUSTRIA

14:30 – 14:33 **S1-14 (PP)**

### **LONG TERM VOIDING DYSFUNCTION IN A MURINE MODEL OF BLADDER FUNCTION DISTURBANCE IN EARLY LIFE**

*Nao IGUCHI*<sup>1</sup> and *Duncan WILCOX*<sup>2</sup>

- 1 University of Colorado AMC, Surgery, Aurora, USA
- 2 Children's Hospital Colorado, Aurora, USA

14:33 – 15:00 **Discussion**

14:00 – 15:00

## S2: [PARALLEL SESSION] CASE REPORTS

Moderators: Serdar Tekgül (Turkey), Thomas Blanc (France)

14:00 – 14:02 S2-1 (CP)

### PRIMARY PRIMITIVE NEUROECTODERMAL TUMOUR (PNET) OF THE URINARY BLADDER: A RARE ENTITY

*Sadaf ABA UMER KODWAVWALA<sup>1</sup>, Bashir AHMED<sup>1</sup>, Sajid SULTAN<sup>1</sup>, Shamvil ASHRAF<sup>1</sup>, Muhammad MUBARAK<sup>2</sup>, Philip G RANSLEY<sup>1</sup> and Adeeb Ul Hasan RIZVI<sup>1</sup>*

- 1 Sindh Institute of Urology & Transplantation, Philip G. Ransley Department of Paediatric Urology, Karachi, PAKISTAN
- 2 Sindh Institute of Urology & Transplantation, Department of Pathology, Karachi, PAKISTAN

14:02 – 14:04 S2-2 (CP)

### THE OVULATING TESTICLE

*Martin KAEFER<sup>1</sup>, Joshua ROTH<sup>1</sup>, Richard RINK<sup>1</sup> and Erica EUGSTER<sup>2</sup>*

- 1 Indiana University School of Medicine, Pediatric Urology, Indianapolis, USA
- 2 Indiana University School of Medicine, Pediatric Endocrinology, Indianapolis, USA

14:04 – 14:06 S2-3 (CP)

### MENKES DISEASE ASSOCIATED WITH GIANT BLADDER DIVERTICULA

*Hasan DELIAGA, Halil TOSUN, Bilge KARABULUT and Tugrul TIRYAKI*

University of Health Sciences, Ankara Child Health and Diseases Hematology Oncology Training and Res, Pediatric Urology, Ankara, TURKEY

14:06 – 14:08 S2-4 (CP)

### UROTHELIAL TUMORS OF THE BLADDER IN CHILDREN

*Allice FAURE, Abdulrahman ARAFAH, Jean-Michel GUYS and Thierry MERROT*

Hôpital La Timone Enfant, Paediatric surgery, Marseille, FRANCE

14:08 – 14:10 S2-5 (CP)

### TRANSIENT PSEUDOHYPOALDOSTERONISM: A POTENTIALLY SEVERE CONDITION AFFECTING INFANTS WITH URINARY TRACT MALFORMATION

*Xavier DELFORGE<sup>1</sup>, Elodie HARAUX<sup>1</sup>, Axelle CAULIEZ<sup>2</sup>, Karine BRAUN<sup>2</sup>, Guy KONGOLO<sup>3</sup> and Philippe BUISSON<sup>1</sup>*

- 1 CHU Amiens, Pediatric surgery, Amiens, FRANCE
- 2 CHU Amiens, Pediatric endocrinology, Amiens, FRANCE
- 3 CHU Amiens, Pediatric intensive care unit, Amiens, FRANCE

14:10 – 14:20 Discussion

14:20 – 14:22 S2-6 (CP)

### CONGENITAL RENAL FAILURE, DSD, AND POSTERIOR CLOACA

*Mircia-Aurel ARDELEAN<sup>1</sup>, Thomas BOEMERS<sup>2</sup>, Christa SCHIMKE<sup>1</sup> and Roman METZGER<sup>1</sup>*

- 1 Paracelsus Medical University, Clinic of Paediatric Surgery, Salzburg, AUSTRIA
- 2 Children Hospital, Pediatric Surgery and Urology, Cologne, GERMANY

14:22 – 14:24 **S2-7 (CP)**

### **MALIGN RHABDOID TUMORS OF KIDNEY AND BLADDER**

*Hasan DELIAGA, Halil TOSUN, Bilge KARABULUT and Tugrul TIRYAKI*

University of Health Sciences, Ankara Child Health and Diseases Hematology Oncology Training and Res, Pediatric Urology, Ankara, TURKEY

14:24 – 14:26 **S2-8 (CP)**

### **PRIMARY RENAL NEUROBLASTOMA WITH EXTENDED TUMOR THROMBUS IN VENA CAVA INFERIOR PRESENTING LIKE WILMS TUMOR IN AN 2 YEARS-OLD BOY**

*Mazen ZEINO<sup>1</sup>, Milan MILOSEVIC<sup>1</sup>, Roland AMMANN<sup>2</sup>, Axel KAROW<sup>2</sup> and Jürg SCHMIDL<sup>3</sup>*

1 University of Bern, Inselspital Bern, Department of paediatric urology, Bern, SWITZERLAND

2 University of Bern, Inselspital Bern, Pediatric Hemato- Oncology, Bern, SWAZILAND

3 University of Bern, Inselspital Bern, Vascular Surgery, Department of Cardiovascular Surgery, Bern, SWITZERLAND

14:26 – 14:28 **S2-9 (CP)**

### **STAGED LAPAROSCOPIC FOWLER STEPHENS PROCEDURE FOR TRANSVERSE CROSSED TESTICULAR ECTOPIA: AN UNUSUAL APPROACH FOR A RARE CONDITION**

*Francisca YANKOVIC, Francisco REED, Nelly LETELIER, Ricardo ZUBIETA and Pedro Jose LOPEZ*

Hospital exequiel Gonzalez Cortes & Universidad de Chile, Paediatric Urology, Santiago De Chile, CHILE

14:28 – 14:30 **S2-10 (CP)**

### **SPLENO-GONADAL FUSION – RARE CONGENITAL ANOMALY, WHICH CAN BE DIAGNOSED AND TREATED BY LAPAROSCOPY**

*Piotr GASTOL, Kinga KOWALCZYK, Lidia SKOBEJKO-WLODARSKA and Margaret BAKA-OSTROWSKA*

The Children's Memorial Health Institute, Paediatric Urology, Warsaw, POLAND

14:30 – 14:40 **Discussion**

14:40 – 14:42 **S2-11 (CP)**

### **CASE OF PENILE TOURNIQUET SYNDROME AND NEAR TOTAL AMPUTATION**

*Benslimane HAMMOU<sup>1</sup>, Haouari HAFIDA<sup>2</sup>, Hamidou FAYCEL<sup>3</sup>, Benmohamed NEDDAR<sup>2</sup>, Ramdane REBIHA<sup>2</sup>, Hadjou FATMA<sup>1</sup> and Mallah NOURIA<sup>1</sup>*

1 Medical School Of Oran, Pediatric Surgery, Oran, ALGERIA

2 Children Hospital Of Oran, Pediatric Surgery, Oran, ALGERIA

3 Medical School Of Oran, Medecine Department, Oran, ALGERIA

14:42 – 14:44 **S2-12 (CP)**

### **A CASE REPORT OF DUPLICATE EXSTROPHY OF THE BLADDER**

*Bilge KARABULUT<sup>1</sup>, Ayse Selcen OGUZ ERDOGAN<sup>2</sup>, Dogus GUNEY<sup>3</sup>, Halil TOSUN<sup>1</sup>, Hasan DELIAGA<sup>1</sup> and H. Tugrul TIRYAKI<sup>1</sup>*

1 University of Health Sciences, Ankara Child Health and Diseases Hematology Oncology Training and Re, Pediatric urology, Ankara, TURKEY

2 University of Health Sciences, Ankara Child Health and Diseases Hematology Oncology Training and Re, Pathology, Ankara, TURKEY

3 University of Health Sciences, Ankara Child Health and Diseases Hematology Oncology Training and Re, Pediatric surgery, Ankara, TURKEY

14:44 – 14:46 **S2-13 (CP)**

### **WILMS' TUMOUR RELAPSE: ITS NEVER TOO LATE**

*Bashir AHMED<sup>1</sup>, Sadaf ABA UMER KODWAWWALA<sup>1</sup>, Sajid SULTAN<sup>1</sup>, Muhammad MUBARAK<sup>2</sup>, Shamvil ASHRAF<sup>1</sup>, Philip G RANSLEY<sup>1</sup> and Adeeb Ul Hasan RIZVI<sup>1</sup>*

- 1 Sindh Institute of Urology & Transplantation, Philip G. Ransley Department of Paediatric Urology, Karachi, PAKISTAN
- 2 Sindh Institute of Urology & Transplantation, Department of Pathology, Karachi, PAKISTAN

14:46 – 14:48 **S2-14 (CP)**

### **ROSAI- DORFMAN DISEASE OF SCROTUM: AN UNUSUAL ENTITY THAT MIMICS ACUTE SCROTUM**

*Ilhami SUREP<sup>1</sup>, Cuneyt ATABEK<sup>1</sup>, Salih DEVECI<sup>2</sup>, Bertug BAHADIR<sup>1</sup>, Ervin MAMBET<sup>1</sup> and Suzi DEMIRBAG<sup>1</sup>*

- 1 GULHANE MEDICAL SCHOOL THE UNIVERSITY OF HEALTH SCIENCES, PAEDIATRIC SURGERY, Ankara, TURKEY
- 2 GULHANE MEDICAL SCHOOL THE UNIVERSITY OF HEALTH SCIENCES, PATHOLOGY, Ankara, TURKEY

14:48 – 14:50 **S2-15 (CP)**

### **YORK & MASON PROCEDURE (TRANSRECTAL APPROACH) FOR PERSISTENT RECTO-URETHRAL FISTULA, AFTER SURGICAL TREATMENT OF AN INTERMEDIATE ANORECTAL MALFORMATION. A CASE REPORT**

*Arthur LAURIOT DIT PREVOST<sup>1</sup>, Dyuti SHARMA<sup>1</sup>, Elsa ROBERT<sup>2</sup>, Jean-Christophe FANTONI<sup>3</sup> and Remi BESSON<sup>1</sup>*

- 1 Hôpital Jeanne de Flandre, Centre Hospitalier Universitaire de Lille, Chirurgie Pédiatrique, Viscérale et Urologique, Lille, FRANCE
- 2 Hôpital Saint-Vincent de Paul, Groupement des Hôpitaux de l'Institut Catholique de Lille, Chirurgie Pédiatrique, Viscérale et Urologique, Lille, FRANCE
- 3 Hôpital Claude Huriez, Centre Hospitalier Universitaire de Lille, Urologie, Lille, FRANCE

14:50 – 15:00 **Discussion**

15:00 – 15:20

## **LECTURE BASIC SCIENCE: “THE DEVELOPMENT OF VOIDING – TRANSLATIONAL ASPECTS”**

*Henning OLSEN (Denmark)*

*introduced by Christian Radmayr (Austria)*

15:20 – 15:35 **Coffee Break**

15:35 – 17:05

## S3: BASIC RESEARCH 2

Moderators: Magdalena Fossum (Sweden), Berk Burgu (Turkey)

15:35 – 15:38 S3-1 (PP)

### ★ FUNCTIONAL ANALYSIS OF TWO NEW VARIANTS IN BMP7 PRODOMAIN IN TWO PAIRS OF MONOZYGOTIC CONCORDANT TWINS WITH HYOSPADIAS

*Aurore BOUTY*<sup>1</sup>, *Kelly WALTON*<sup>2</sup>, *Nurin LISTYASARI*<sup>3</sup>, *Gorjana ROBEVSKA*<sup>4</sup>, *Jocelyn VAN DEN BERGEN*<sup>4</sup>, *Sultana FARADZ*<sup>2</sup>, *Craig HARRISON*<sup>2</sup>, *Katie AYERS*<sup>4</sup> and *Andrew SINCLAIR*<sup>4</sup>

1 Royal Children's Hospital, \*Urology, Parkville, AUSTRALIA

2 Monash University, Growth Factor Therapeutics Laboratory, Department of Physiology, Clayton, AUSTRALIA

3 Centre for Biomedical Research, Semarang, INDONESIA

4 Murdoch Children's research institute, Molecular Development, Parkville, AUSTRALIA

15:38 – 15:41 S3-2 (PP)

### THE EFFECT OF XENOESTROGENS ON FORESKIN FIBROBLASTS AND THE ETIOLOGY OF HYOSPADIAS

*Karen AITKEN*<sup>1</sup>, *Jia-Xin JIANG*<sup>2</sup>, *Shreya BATRA*<sup>2</sup>, *Sevan HOPYAN*<sup>2</sup> and *Darius BAGLI*<sup>2</sup>

1 PGCRL room 159420TUV, DSCB, Sickkids Research Institute, Toronto, CANADA

2 Hospital for Sick Children, Developmental and Stem Cell Biology, Research Institute, Toronto, CANADA

15:41 – 15:44 S3-3 (PP)

### IMPLANTATION OF DECELLULARIZED HUMAN TESTIS IN NUDE MICE AS A NATURAL BIOREACTOR FOR FUNCTIONAL TESTICULAR REPLACEMENT

*Shabnam SABETKISH*<sup>1</sup>, *Nastaran SABETKISH*<sup>1</sup>, *Parisa SAEEDI SHARIFABAD*<sup>2</sup> and *Abdol-Mohammad KAJBAFZADEH*<sup>1</sup>

1 Pediatric Urology and Regenerative Medicine Research Center, Section of Tissue Engineering and Stem, Urology, Tehran, ISLAMIC REPUBLIC OF IRAN

2 Sarvar Children's Hospital, Mashhad University of Medical Sciences, Mashhad, Iran, Department of Pediatric Urology, Mashhad, ISLAMIC REPUBLIC OF IRAN

15:44 – 15:47 S3-4 (PP)

### MATERNAL FIRST TRIMESTER SERUM LEVELS OF FREE BETA HUMAN CHORIONIC GONADOTROPHIN AND HYOSPADIAS

*Mathieu PEYCELON*<sup>1</sup>, *Lea CARLIER*<sup>2</sup>, *Aliénor DE CHALUS*<sup>2</sup>, *Adeline BONNARD*<sup>2</sup>, *Myriam RACHID*<sup>2</sup>, *Annabel PAYE-JAQUEN*<sup>1</sup>, *Muriel HOUANG*<sup>3</sup>, *Georges AUDRY*<sup>4</sup>, *Serge AMSELEM*<sup>5</sup>, *Francoise MULLER*<sup>6</sup>, *Alaa EL GHONEIMI*<sup>1</sup>, *Jean-Pierre SIFFROI*<sup>2</sup> and *Capucine HYON*<sup>2</sup>

1 Hôpital Robert-Debré, Paediatric Urology, Paris, FRANCE

2 Hôpital Armand-Trousseau, Genetics, Paris, FRANCE

3 Hôpital Armand-Trousseau, Paediatric Endocrinology, Paris, FRANCE

4 Hôpital Armand-Trousseau, Pediatric Surgery, Paris, FRANCE

5 Hôpital Armand-Trousseau, Inserm UMR\_S933, Paris, FRANCE

6 Hôpital Robert-Debré, Biochemistry and Hormonology, Paris, FRANCE

7 Hôpital Béclère, Gynaecology and Obstetrics, Clamart, FRANCE

15:47 – 15:50 **S3-5 (PP)**

### ★ ISOLATED HYPOSPADIAS: IMPACT OF PRENATAL EXPOSURE TO PESTICIDES DETERMINED BY MECONIUM ANALYSIS

*Elodie HARAUX<sup>1</sup>, Pierre TOURNEUX<sup>2</sup>, Erwan STEPHAN-BLANCHARD<sup>3</sup>, Bernard BOUDAILLIEZ<sup>4</sup> and Karen CHARDON<sup>5</sup>*

- 1 CHU Amiens, Pediatric surgery, Amiens, FRANCE
- 2 CHU Amiens, Department of Pediatric intensive care unit, Amiens, FRANCE
- 3 Jules Verne University of Picardy PeriTox – UMI 01, PeriTox – UMI 01, Amiens, FRANCE
- 4 CHU Amiens, Department of paediatrics, Amiens, FRANCE
- 5 Jules Verne University of Picardy, PeriTox – UMI 01, Amiens, FRANCE

15:50 – 15:53 **S3-6 (PP)**

### GEL CASTING AS AN APPROACH FOR TISSUE ENGINEERING OF MULTILAYERED TUBULAR STRUCTURES: APPLICATION FOR URETHRAL RECONSTRUCTION

*Petra DE GRAAF<sup>1</sup>, Melissa VAN VELTHOVEN<sup>1</sup>, Rana RAMADAN<sup>1</sup>, Barbara KLOTZ<sup>2</sup>, Debby GAWLITTA<sup>2</sup>, Miguel CASTILHO<sup>3</sup>, Jos MALDA<sup>3</sup>, Pedro COSTA<sup>3</sup> and Laetitia DE KORT<sup>1</sup>*

- 1 UMC Utrecht, Urology, Utrecht, NETHERLANDS
- 2 UMC Utrecht, Oral and Maxillofacial Surgery, Utrecht, NETHERLANDS
- 3 UMC Utrecht, Orthopedics, Utrecht, NETHERLANDS

15:53 – 15:56 **S3-7 (PP)**

### EFFICIENCY OF HORMONE STIMULATION TREATMENT BEFORE HYPOSPADIAS SURGERY: EXPERIMENTAL STUDY

*Murat ALKAN<sup>1</sup>, Ozlem COLOGLU<sup>1</sup>, Emine Bagir KILIC<sup>2</sup> and Seyda ERDOGAN<sup>2</sup>*

- 1 Cukurova University, Paediatric Surgery, Adana, TURKEY
- 2 Cukurova University, Pathology, Adana, TURKEY

15:56 – 16:17 **Discussion**

16:17 – 16:20 **S3-8 (PP)**

### RENAL REGENERATIVE CAPACITY RELATED TO STEM CELL RESERVE IN NEPHRECTOMIZED RATS

*Songul ARABUL<sup>1</sup>, Mustafa MELIKOGLU<sup>1</sup>, Necdet DEMIR<sup>2</sup>, Esmâ KONUK<sup>2</sup>, Gungor KARAGUZEL<sup>1</sup> and Cem BONEVAL<sup>1</sup>*

- 1 Akdeniz University Faculty of Medicine, Department of Pediatric Surgery, Antalya, TURKEY
- 2 Akdeniz University Faculty of Medicine, Department of Histology and Embryology, Antalya, TURKEY

16:20 – 16:23 **S3-9 (PP)**

### NGAL, TGF-BETA1 AND L-FABP URINARY LEVELS IN THE DIAGNOSIS AND FOLLOW-UP OF CHILDREN WITH URETEROPELVIC JUNCTION OBSTRUCTION (UPJO)

*Andrzej GOLEBIEWSKI, Anna LASZKOWSKA, Leszek KOMASARA and Piotr CZAUDERNA*

Medical University of Gdansk, Surgery and Urology for Children and Adolescents, Gdansk, POLAND

**16:23 – 16:26 S3-10 (PP)**

### **A NOVEL NON-INVASIVE TEST FOR PRIMARY HYPEROXALURIA (PH)**

*Bashir AHMED<sup>1</sup>, Sadaf ABA UMER KODWAWALA<sup>1</sup>, Sajid SULTAN<sup>1</sup>, Ayesha ABID<sup>2</sup>, Muhammad MUBARAK<sup>3</sup> and Adeeb Ul Hasan RIZVI<sup>1</sup>*

- 1 Sindh Institute of Urology & Transplantation, Philip G. Ransley Department of Paediatric Urology, Karachi, PAKISTAN
- 2 Sindh Institute of Urology & Transplantation, Centre for Human Genetics and Molecular Medicine, Karachi, PAKISTAN
- 3 Sindh Institute of Urology & Transplantation, Department of Pathology, Karachi, PAKISTAN

**16:26 – 16:29 S3-11 (PP)**

### **MAGNETIC COMPRESSION ANASTOMOSIS DEVICE TO SIMPLIFY LAPAROSCOPIC PYELOPLASTY- REPORT OF PRELIMINARY EXPERIMENTAL RESULTS**

*Tamas CSERNI<sup>1</sup>, Daniel HAJNAL<sup>2</sup>, Andras NAGY<sup>3</sup>, Daniel URBAN<sup>2</sup>, Daniel ERCES<sup>2</sup>, Rainer KUBIAK<sup>4</sup>, George RAKOCZY<sup>5</sup>, Josef KASZAKI<sup>2</sup> and Supul HENNAKKE<sup>1</sup>*

- 1 Royal Manchester Children's University Hospital, Paediatric Urology, Manchester, UNITED KINGDOM
- 2 University of Szeged, Institute of Surgical Research, Szeged, HUNGARY
- 3 University of Szeged, Department of Radiology, Szeged, HUNGARY
- 4 Klinikum Braunschweig, Pediatric Surgery, Braunschweig, GERMANY
- 5 Royal Manchester Children's University Hospital, Paediatric Surgery, Manchester, UNITED KINGDOM

**16:29 – 16:32 S3-12 (PP)**

### **THE FETAL DIURESIS UNDER PHYSIOLOGICAL PREGNANSY – THE NATURAL DIURETIC TEST**

*Liudmila DERYUGINA<sup>1</sup> and Elena KRASNOVA<sup>2</sup>*

- 1 Saratov state Medical university, Saratov Scientific Research Medical Institute of Fundamental and C, Urology, Saratov, RUSSIAN FEDERATION
- 2 Saratov State Medical University named after VI.Razumovsky, Paediatric Surgical Department, Saratov, Pediatric Surgical Department, Saratov, RUSSIAN FEDERATION

**16:32 – 16:35 S3-13 (PP)**

### **FLOW CHARACTERISTICS OF URETHRAL CATHETERS FOR CIC IN CHILDREN**

*Joseph ORTENBERG<sup>1</sup>, Carrie STEWART<sup>1</sup> and Eiichiro YAMAGUCHI<sup>2</sup>*

- 1 Children's Hospital – New Orleans, Louisiana State / Tulane University School of Medicine, Urology, New Orleans, USA
- 2 Tulane University, Biomedical Engineering, New Orleans, USA

**16:35 – 16:38 S3-14 (PP)**

### **★ NEUROBLASTOMA CHEMOTHERAPY CAN BE AUGMENTED BY IMMUNOTARGETING O-ACETYL-GD2 TUMOR-ASSOCIATED GANGLIOSIDE**

*Sebastien FARAJ<sup>1</sup>, Meriem BAHRI<sup>2</sup>, Sophie FOUGERAY<sup>2</sup>, Estelle THEBAUD<sup>3</sup>, Marc David LECLAIR<sup>1</sup>, Francois PARIS<sup>2</sup> and Stephane BIRKLE<sup>2</sup>*

- 1 CHU Nantes, Pediatric Surgery, Nantes, FRANCE
- 2 CRCINA, UMR Inserm U892-CNRS 6299, Nantes, FRANCE
- 3 CHU Nantes, Pediatric Oncology, Nantes, FRANCE

**16:38 – 17:05 Discussion**



17:15 – 18:45

## HS: HISTORY SESSION

**Moderator: S. N. Cenk Büyükkunal (Turkey)**

**17:15 – 17:18 Opening remark by the president of ESPU**

*Guy BOGAERT (Belgium)*

**17:18 – 17:38 HS-1**

**Invited Lecture: HISTORY OF CHILD HEALTH IN FINLAND**

*Heikki VUORINEN (Finland)*

**17:38 – 17:53 HS-2**

**Invited Lecture: HISTORY OF PEDIATRIC SURGERY AND PEDIATRIC UROLOGY IN HELSINKI**

*Päivi SALMINEN (Pediatric Surgeon, Helsinki, Finland)*

**17:53 – 17:58 HS-3**

**A SHORT EPITAPH FOR Prof. Dr. ALFRED SIGEL**

*Wolfgang RÖSCH (Regensburg, Germany)*

**17:58 – 18:13 HS-4 (LO)**

**FOLEY, MORE THAN JUST A CATHETER. F. E. B. FOLEY'S CONTRIBUTIONS TO PEDIATRIC UROLOGY**

*Ricardo GONZÁLEZ*

Auf der Bult Kinder- und Jugendkrankenhaus, Hannover and Charité Universitätsmedizin, Berlin, GERMANY

**18:13 – 18:28 HS-5 (LO)**

**INFORMED CONSENT FOR A PEDIATRIC UROLOGICAL PROCEDURE IN 16TH CENTURY**

*Serdar TEKGUL<sup>1</sup> and Nil TEKGUL<sup>2</sup>*

1 Hacettepe University, Department of Urology, Div of Pediatric Urology, Sıhhiye Ankara, TURKEY

2 Harvard University, Center for Middle Eastern Studies, Cambridge, USA

**18:28 – 18:43 HS-6 (LO)**

**THE DEVELOPMENT OF THE FOWLER-STEPHENS ORCHIOPEXY**

*Alexandra REHFUSS and Barry A. KOGAN*

Albany Medical Center, Albany, New York, USA

**19:00 – 21:00 Opening Ceremony – Welcome Reception**

## Thursday 12, April 2018

07:00 – 07:30 **Opening of Registration Desk**

07:15 – 08:15

### **RESEARCH COMMITTEE EDUCATIONAL SESSION: EBM PART I – THEORY**

**Presenters: Magdalena Fossum (Sweden), Martin Kaefer (USA), Goedele Beckers (Netherlands)**

08:15 – 08:20 **Opening Remarks**

08:20 – 08:52

### **S4: VESICoureTERAL REFLUX 1**

**Moderators: Ram Subramaniam (UK), Kathy Herbst (USA)**

08:20 – 08:25 **S4-1 (LO)**

#### **★ RANDOMIZED CLINICAL TRIAL BETWEEN POLYACRYLATE-POLYALCOHOL COPOLYMER (PPC) AND DEXTRANOMER-HYALURONIC ACID COPOLYMER (DX/HA) AS BULKING AGENTS FOR ENDOSCOPIC TREATMENT OF PRIMARY VESICoureTERAL REFLUX (VUR) GRADES III, IV AND V**

*Luis GARCIA-APARICIO<sup>1</sup>, Eva BLAZQUEZ-GOMEZ<sup>2</sup>, Sonia PÉREZ-BERTÓLEZ<sup>1</sup>, Jenny ARBOLEDA<sup>1</sup>, Oriol MARTIN<sup>1</sup> and Xavier TARRADO<sup>3</sup>*

1 Hospital Sant Joan de Déu. University of Barcelona, Pediatric Urology Division, Pediatric Surgery Department, Barcelona, SPAIN

2 Hospital Sant Joan de Déu. University of Barcelona, Anaesthesiology Department, Barcelona, SPAIN

3 Hospital Sant Joan de Déu. University of Barcelona, Pediatric Surgery Department, Barcelona, SPAIN

08:25 – 08:28 **S4-2 (PP)**

#### **COMPARATIVE EVALUATION OF ENDOSCOPIC TREATMENT FOR HIGH GRADE VESICoureTERAL REFLUX IN CHILDREN USING HYALURONIC ACID COPOLYMER (URODEX) AND POLYACRYLATE-POLYALCOHOL COPOLYMER (VANTRIS)**

*Dmitry SHAKHNOVSKIY, Eranui BARSEGYAN and Sergei ZORKIN*

National Medical Research Center of Children's Health, Urology, Moscow, RUSSIAN FEDERATION

08:28 – 08:34 **Discussion**

08:34 – 08:37 **S4-3 (PP)**

#### **RESULTS OF A NEW TECHNIQUE ADDRESSING LATE OBSTRUCTIONS AFTER ENDOSCOPIC TREATMENT OF VESICoureTERAL REFLUX**

*Dmitry SABLIN<sup>1</sup>, Vitaly DUBROV<sup>2</sup>, Vladimir SIZONOV<sup>3</sup>, Nail AKRAMOV<sup>4</sup> and Ilia KAGANTSOV<sup>5</sup>*

1 Arkhangelsk regional children's clinical hospital PG. Vyzhletsov, Pediatric urologist, Arkhangelsk, RUSSIAN FEDERATION

2 2<sup>nd</sup> Pediatric Hospital, Pediatric urology, Minsk, BELARUS

3 Regional Children's Hospital, Paediatric Urology, Rostov On Don, RUSSIAN FEDERATION

4 Children's republican clinical hospital of the ministry of health of the republic of tatarstan, Paediatric Urology, Kazan, RUSSIAN FEDERATION

5 Syktyvkar State University named after Pitirim Sorokin, Pediatric urology, Syktyvkar, RUSSIAN FEDERATION

**08:37 – 08:40 S4-4 (PP)**

**IF THERE IS AN INCREASE IN UVJ OBSTRUCTION DURING LONG TERM FOLLOW AFTER ENDOSCOPIC CORRECTION OF VUR UTILIZING VANTRIS?**

*Stanislav KOCHEROV<sup>1</sup>, Sergey NIKOLAEV<sup>2</sup>, Jaber JAWDAT<sup>1</sup>, Ludmila MENOVSCHCHIKOVA<sup>2</sup>, Semen KOVARSKIY<sup>2</sup>, Tatiana SKLIAROVA<sup>2</sup> and Boris CHERTIN<sup>1</sup>*

- 1 Shaare Zedek Medical Center, Pediatric Urology, Jerusalem, ISRAEL
- 2 Filatov Pediatric Hospital, Pediatric Urology, Moscow, RUSSIAN FEDERATION

**08:40 – 08:43 S4-5 (PP)**

**LOWER URINARY TRACT DYSFUNCTION IN PATIENTS WHO UNDERWENT URETERONECYSTOSTOMY DUE TO VESICoureTERAL REFLUX: LONG TERM FOLLOW-UP**

*Kaya HORASANLI<sup>1</sup>, Goksel BAYAR<sup>2</sup>, Süleyman SAHIN<sup>1</sup> and Hasan DEMIRKAN<sup>1</sup>*

- 1 Sisli Hamidiye Etfal Training and Research Hospital, Urology, Istanbul, TURKEY
- 2 Martyr Prof. Dr. Ilhan Varank Sancaktepe Training and Research Hospital, Urology, Istanbul, TURKEY

**08:43 – 08:52 Discussion**

08:52 – 09:34

## S5: VESICoureTERAL REFLUX 2

Moderators: Goedele Beckers (Netherlands), Alexander Springer (Austria)

08:52 – 08:55 S5-1 (PP)

### ★ POSTNATAL IMAGING OF PRENATALLY DETECTED HYDRONEPHROSIS – WHEN IS VOIDING CYSTOURETHROGRAM NECESSARY?

*Sofia VISURI<sup>1</sup>, Reetta KIVISAARI<sup>2</sup>, Timo JAHNUKAINEN<sup>3</sup> and Seppo TASKINEN<sup>1</sup>*

- 1 Helsinki University Hospital, Department of Pediatric surgery, Helsinki, FINLAND
- 2 Helsinki University Hospital, Department of Pediatric Radiology, Helsinki, FINLAND
- 3 Helsinki University Hospital, Department of Pediatric Nephrology and Transplantation, Helsinki, FINLAND

08:55 – 08:58 S5-2 (PP)

### DIAGNOSTIC ACCURACY OF VOIDING DYSFUNCTION PATTERNS AS A PREDICTIVE TOOL OF VESICoureTERAL REFLUX RESOLUTION AFTER FIRST ENDOSCOPIC TREATMENT

*José A MARCH, Agustín SERRANO-DURBA, Alba POLO, Povo IVAN, Mari Angeles CONCA and Carlos DOMÍNGUEZ*

La Fe Universitarian Hospital, Pediatric Urology Unit, Valencia, SPAIN

08:58 – 09:01 S5-3 (PP)

### FOOT PRINT SIGN: COULD VOIDING CYSTOURETHROGRAPHY DISCOVER POOR RENAL FUNCTION IN VESICoureTERAL REFLUX?

*Mehrnoosh SAMAEI<sup>1</sup>, Sahar EFTEKHARZADEH<sup>1</sup>, Ehsan SADEGHIAN<sup>1</sup>, Mehrzad MEHDIZADEH<sup>1</sup> and Abdol-Mohammad KAJBAFZADEH<sup>2</sup>*

- 1 Children's Hospital Medical Center, Tehran University of Medical Sciences, Pediatric Urology Research Center, Tehran, (ISLAMIC REPUBLIC OF IRAN)
- 2 Children's Hospital, Urology, Tehran, (ISLAMIC REPUBLIC OF IRAN)

09:01 – 09:04 S5-4 (PP)

### ★ DID OUR CURRENT INITIAL TREATMENT PRACTICE CHANGE AFTER EAU/ESPU VESICoureTERAL REFLUX RISK GROUPING?

*Eda TOKAT<sup>1</sup>, Serhat GUROCAK<sup>1</sup>, Iyimser URE<sup>2</sup>, Cenk ACAR<sup>3</sup>, Zafer SINIK<sup>4</sup> and Ozgur TAN<sup>1</sup>*

- 1 Gazi University School of Medicine, Department of Urology, Section of Paediatric Urology, Ankara, TURKEY
- 2 Eskisehir Osmangazi University School of Medicine, Department of Urology, Eskisehir, TURKEY
- 3 Eryaman Hospital, Department of Urology, Ankara, TURKEY
- 4 Odak Hospital, Department of Urology, Denizli, TURKEY

09:01 – 09:04 S5-5 (PP)

### [PRESENTATION GROUPED WITH PREVIOUS] HOW DID OUR TREATMENTS BEFORE AND AFTER EAU/ESPU VUR RISK GROUPING SYSTEM AFFECT OUR EARLY SUCCESS RATES?

*Eda TOKAT<sup>1</sup>, Serhat GUROCAK<sup>1</sup>, Iyimser URE<sup>2</sup>, Cenk ACAR<sup>3</sup>, Zafer SINIK<sup>4</sup> and Ozgur TAN<sup>1</sup>*

- 1 Gazi University School of Medicine, Department of Urology, Section of Paediatric Urology, Ankara, TURKEY
- 2 Eskisehir Osmangazi University School Of Medicine, Department of Urology, Eskisehir, TURKEY
- 3 Eryaman Hospital, Department of Urology, Ankara, TURKEY
- 4 Odak Hospital, Department of Urology, Denizli, TURKEY

**09:04 – 09:19 Discussion**

**09:19 – 09:22 S5-6 (PP)**

**CRITICAL ANALYSIS OF THE OUTCOME OF PRIMARY UNILATERAL VESICoureTERAL REFLUX IN A CONTEMPORARY SERIES**

*Abdulhakim AL OTAY<sup>1</sup>, Osama SARHAN<sup>2</sup>, Ahmed EL HELALY<sup>1</sup>, Hossam EL-THOLOTH<sup>1</sup>, Mustafa AL GHANBAR<sup>1</sup> and Ziad NAKSHABANDI<sup>1</sup>*

- 1 Prince Sultan Military Medical City, Urology, Riyadh, SAUDI ARABIA
- 2 Mansoura Urology and Nephrology Center, Urology, Mansoura, EGYPT

**09:22 – 09:25 S5-7 (PP)**

**A META-ANALYSIS OF THE FATE OF CONTRALATERAL VESICO-URETERAL REFLUX IN UNILATERAL MULTICYSTIC DYSPLASTIC KIDNEY**

*Tomer ERLICH<sup>1</sup> and Luis BRAGA<sup>2</sup>*

- 1 Sheba medical center Tel Hashomer, Urology, Ramat Gan, ISRAEL
- 2 McMaster Children Hospital, McMaster University, Surgery, Hamilton, CANADA

**09:25 – 09:28 S5-8 (PP)**

**THE INCIDENCE AND RISK FACTORS OF BREAKTHROUGH URINARY TRACT INFECTION AND URINARY TRACT INFECTION AFTER STOPPING CONTINUOUS ANTIBIOTIC PROPHYLAXIS IN CHILDREN WITH PRIMARY VESICoureTERAL REFLUX**

*Michiko NAKAMURA<sup>1</sup>, Kimihiko MORIYA<sup>2</sup>, Yoko NISHIMURA<sup>2</sup>, Masafumi KON<sup>2</sup>, Yukiko KANNO<sup>2</sup>, Takeya KITTA<sup>2</sup> and Nobuo SHINOHARA<sup>2</sup>*

- 1 Hokkaido University Graduate School of Medicine, Department of Renal and Genitourinary Surgery, Sapporo, JAPAN
- 2 Hokkaido University Graduate School of Medicine, Renal and Genitourinary Surgery, Sapporo, JAPAN

**09:28 – 09:37 Discussion**

09:34 – 10:20

## **S6: OBSTRUCTION & HYDRONEPHROSIS 1**

**Moderators: Josef Oswald (Austria), Darius Bagli (Canada)**

09:34 – 09:39 **S6-1 (LO)**

### **★ SUPRANORMAL RENAL FUNCTION IN UNILATERAL HYDRONEPHROTIC PAEDIATRIC KIDNEYS: PREOPERATIVE AND POSTOPERATIVE PECULIARITIES**

*Uriol MARTIN-SOLE, Sonia PEREZ-BERTELEZ, Jenny ARBOLEDA, Andrea SORIA-GONDEK, Francisco Javier VICARIO LATORRE and Luis GARCIA-APARICIO*

Hospital Sant Joan de Déu, Paediatric Urology Division, Paediatric Surgery Department., Esplugues De Llobregat, SPAIN

09:39 – 09:42 **S6-2 (PP)**

### **ROLE OF URINARY BIOMARKERS IN CORRELATION TO DIURETIC RENOGRAM IN CHILDREN WITH URETERO-PELVIC JUNCTION OBSTRUCTION UNDERGOING PYELOPLASTY**

*Waleed DAWOOD<sup>1</sup>, Haitham BADAWY<sup>2</sup>, Samir ORABI<sup>2</sup>, Ahmed FAHMY<sup>2</sup>, Mohamed YOUSSEF<sup>2</sup>, Reham ABDELHALEM<sup>3</sup> and Mohamed ABDELRAZEK<sup>2</sup>*

- 1 Alexandria faculty of Medicine, Faculty of Medicine, Alexandria, EGYPT
- 2 Alexandria university, Urology, Alexandria, EGYPT
- 3 Alexandria university, Cilinical pathology, Alexandria, EGYPT

09:42 – 09:45 **S6-3 (PP)**

### **POSSIBLE PREDICTIVE FACTORS FOR A SAFE PRENATAL FOLLOW-UP OF FETUSES WITH HYDONEPHROSIS**

*Abdurrahman ONEN*

Onen Cocuk Urolojisi Merkezi, Paediatric Surgery, Diyarbakir, TURKEY

09:45 – 09:54 **Discussion**

09:54 – 09:57 **S6-4 (PP)**

### **INCIDENCE OF POSTOBSTRUCTIVE DIURESIS AFTER RESOLUTION OF URETEROPELVIC JUNCTION OBSTRUCTION WITH A NORMAL CONTRALATERAL KIDNEY**

*Mark CAIN<sup>1</sup>, Joshua ROTH<sup>1</sup>, Jeffrey LEISER<sup>2</sup>, Jessica CASEY<sup>3</sup>, Konrad SZYMANSKI<sup>1</sup>, Benjamin WHITTAM<sup>1</sup>, Rosalia MISSERI<sup>1</sup>, Martin KAEFER<sup>1</sup> and Richard RINK<sup>1</sup>*

- 1 Riley Hospital for Children, Urology, Indianapolis, USA
- 2 Riley Hospital for Children, Nephrology, Indianapolis, USA
- 3 Children's Urology Associates, Las Vegas, USA

09:57 – 10:00 **S6-5 (PP)**

### **PREDICTORS OF RECURRENCE AND COMPLICATIONS IN PEDIATRIC PYELOPLASTY**

*Erman CEYHAN<sup>1</sup>, Fatih ILERI<sup>1</sup>, Taner CEYLAN<sup>2</sup>, Ahmet Murat AYDIN<sup>1</sup>, Hasan Serkan DOGAN<sup>2</sup> and Serdar TEKUL<sup>2</sup>*

- 1 Hacettepe University School of Medicine, Urology, Ankara, TURKEY
- 2 Hacettepe University School of Medicine, Pediatric Urology, Ankara, TURKEY

**10:00 – 10:03 S6-6 (PP)**

### **MANAGEMENT OF HYDRONEPHROSIS WITH LESS THAN 10 % FUNCTION**

*Rachida LAAMIRI, Nahla KECHICHE, Lasaad SAHNOUN, Mongi MEKKI, Mohsen BELGUITH and Abdelatif NOURI*

Fattouma Bourguiba University Hospital, Pediatric surgery, Monastir, TUNISIA

**10:03 – 10:08 S6-7 (VP)**

### **RETROCAVAL URETER: AN UNEXPECTED INTRAOPERATIVE FINDING DURING ROBOTIC REDO PYELOPLASTY**

*Hamdan ALHAZMI<sup>1</sup>, Santiago VALLASCIANI<sup>2</sup>, Abdulazeem ABASHER<sup>2</sup>, Saeed ALSHAHRANI<sup>2</sup>, Hossam ALJALLAD<sup>2</sup>, Ahmed ALMATHAMI<sup>2</sup>, Fadi AZAR<sup>3</sup>, Ahmad ALSHAMMARI<sup>4</sup> and Craig PETERS<sup>5</sup>*

1 King Saud University, King Saud University Medical City, Pediatric Urology Division, Department of Surgery, Riyadh, SAUDI ARABIA

2 King Faisal Specialist Hospital and Research Center, Pediatric Urology Division, Urology Dept, Riyadh, SAUDI ARABIA

3 King Faisal Specialist Hospital and Research Center, Nursing Department, Riyadh, SAUDI ARABIA

4 National Guard Hospital, Pediatric Urology Division, Surgery Dept, Riyadh, SAUDI ARABIA

5 Children's Medical Center, University of Texas Southwestern, Pediatric Urology Division, Surgery Dept, Dallas, USA

**10:08 – 10:20 Discussion**

**10:20 – 10:40 Coffee Break**

**10:40 – 10:50**

### **Highlights of Basic Research Sessions**

*Christian Radmayr (Austria)*

10:50 – 11:45

## S7: HYPOSPADIAS 1

Moderators: Yutaro Hayashi (Japan), Haytham Badawy (Egypt)

10:50 – 10:55 S7-1 (LO)

### ★ PREOPERATIVE TOPICAL ESTROGEN TREATMENT VS PLACEBO IN 241 CHILDREN WITH MIDSHAFT AND POSTERIOR HYPOSPADIAS: RESULTS OF A PROSPECTIVE, MULTICENTRIC, DOUBLE-BLIND, RANDOMIZED CONTROLLED STUDY

*Daniela-Brindusa GORDUZA<sup>1</sup>, Laurent REMONTET<sup>2</sup>, Claire-Lise GAY<sup>3</sup>, Ingrid PLOTTON<sup>4</sup>, Thomas BLANC<sup>5</sup>, Alaa EL GHONEIMI<sup>6</sup>, Marc David LECLAIR<sup>7</sup>, Pascal ROY<sup>8</sup>, Ségolène GAILLARD<sup>9</sup>, Meriem EL JANI<sup>9</sup>, Yanis MIMOUNI<sup>9</sup>, Berouz KASSAI KOUPAI<sup>9</sup>, Pierre CHATELAIN<sup>10</sup>, Yves MOREL<sup>11</sup> and Pierre MOURIQUAND<sup>12</sup>*

- 1 Hôpital Mère-Enfant – GHE, Service de Chirurgie Uro-Génitale de l'Enfant – Centre de Référence Maladie Rare : Développement..., Bron, FRANCE
- 2 Hospices Civils de Lyon, Laboratoire de Biostatistique-Santé (UMR 5558), CNRS/Université Lyon 1, Pierre Bénite, FRANCE
- 3 Hospices Civils de Lyon – Centre de Référence Maladie Rare : Développement Génital, Service d'Endocrinologie Pédiatrique, Bron, FRANCE
- 4 Hospices Civils de Lyon – Université Claude-Bernard – Lyon 1 – Centre de Référence Maladie Rare : Dé, Service d'Hormonologie et Endocrinologie Moléculaires – Centre de Biologie et Pathologie, Bron, FRANCE
- 5 Hôpital Necker – Enfants Malades, 5- Service de Chirurgie Viscérale et Urologie Pédiatrique – INSERM U-1151, Paris, FRANCE
- 6 Hôpital Robert Debré – APHP – Université Paris Diderot., Service de Chirurgie et d'Urologie Pédiatriques – Centre de Référence Maladies Endocriniennes, Paris, FRANCE
- 7 CHU de Nantes – Hôpital d'Enfants, Service de Chirurgie Pédiatrique, Nantes, FRANCE
- 8 Hospices Civils de Lyon – Université Claude-Bernard – Lyon 1, Service de Biostatistique-Santé (UMR 5558), Pierre Bénite Cedex, FRANCE
- 9 Centre d'Investigation Clinique 1407 – Hospices Civils de Lyon, INSERM – Université Claude-Bernard, Bron, FRANCE
- 10 Centre de Référence Maladie Rare : Développement Génital – Service d'Endocrinologie Pédiatrique, Centre de Référence Maladie Rare : Développement Génital – Service d'Endocrinologie Pédiatrique, Bron, FRANCE
- 11 Centre de Référence Maladie Rare : Développement Génital – Service d'Hormonologie et Endocrinologie, Centre de Référence Maladie Rare : Développement Génital – Service d'Hormonologie et Endocrinologie, Bron, FRANCE
- 12 Centre de Référence Maladie Rare : Développement Génital – Service de Chirurgie Uro-Génitale, Centre de Référence Maladie Rare : Développement Génital – Service de Chirurgie Uro-Génitale, Bron, FRANCE

10:55 – 10:58 S7-2 (PP)

### ★ SCROTAL BASE DISTANCE; A NEW KEY GENITAL MEASUREMENT IN MALES WITH HYPOSPADIAS AND CRYPTORCHIDISM

*Tariq Osman ABBAS<sup>1</sup>, Mansour ALI<sup>2</sup> and Abdelrahman ELKADHI<sup>2</sup>*

- 1 Hamad General Hospital, Pediatric Surgery, Doha, QATAR
- 2 Hamad Medical Corporation, Pediatric Surgery Department, Doha, QATAR

10:58 – 11:01 S7-3 (PP)

### EXTERNAL URETHRAL MEATUS IN BOYS: WHAT IS NORMAL? AND IMPLICATIONS FOR HYPOSPADIAS REPAIR

*Tariq Osman ABBAS<sup>1</sup>, Dr Mansour ALI<sup>2</sup> and Abdelrahman ELKADHI<sup>2</sup>*

- 1 Hamad General Hospital, Pediatric Surgery, Doha, QATAR
- 2 Hamad Medical Corporation, Pediatric Surgery Department, Doha, QATAR



11:01 – 11:04 **S7-4 (PP)**

### **THE MODIFIED ULAANBAATAR PROCEDURE: REDUCED COMPLICATIONS AND ENHANCED COSMETIC OUTCOME FOR THE MOST SEVERE CASES OF HYPOSPADIAS**

*Venkata JAYANTHI<sup>1</sup>, Seth ALPERT<sup>2</sup>, Daniel DAJUSTA<sup>3</sup>, Christina CHING<sup>3</sup>, Daryl MCLEOD<sup>3</sup> and Molly FUCHS<sup>3</sup>*

- 1 Nationwide Children's Hospital, Section of Urology, Columbus, USA
- 2 Nationwide Children's Hospital, Urology, Columbus, USA
- 3 Nationwide Children's Hospital, Columbus, USA

11:04 – 11:15 **Discussion**

11:15 – 11:18 **S7-5 (PP)**

### **RE-DO DORSAL INLAY BUCCAL MUCOSAL GRAFT, FIRST STAGE HYPOSPADIAS REPAIR: FACTORS PROMOTING SUCCESS**

*Ezekiel Harold LANDAU<sup>1</sup>, Mordechai DUVDEVANI<sup>2</sup>, Ofer Nathan GOFRIT<sup>2</sup>, Dov PODE<sup>2</sup>, Vladimir YUTKIN<sup>2</sup>, Ofer Zeev SHENFELD<sup>3</sup>, Matan MCKEITEN<sup>2</sup> and Guy HIDAS<sup>1</sup>*

- 1 Hadassah Hebrew University Medical Center, Pediatric Urology Unit, Department of Urology, Jerusalem, ISRAEL
- 2 Hadassah Hebrew University Medical Center, Department of Urology, Jerusalem, ISRAEL
- 3 Shaarey Zedek Medical Center, Department of Urology, Jerusalem, ISRAEL

11:18 – 11:21 **S7-6 (PP)**

### **CHALLENGE OF POST HYPOSPADIAS REPAIR SKIN RECONSTRUCTION: MODIFIED NEW TECHNIQUE**

*Mamdouh AHMED, Paradip VINCENT, Islam AMER and Islam AMER*

Ibn Sina hospital, Pediatric Urology Unit, Kuwait City, KUWAIT

11:21 – 11:24 **S7-7 (PP)**

### **CRIPPLED HYPOSPADIAS: ARE THE RESULTS OF STAGED REPAIR SATISFACTORY?**

*Haytham BADAWY<sup>1</sup>, Ashraf SAAD<sup>2</sup>, Mohammed YOUSSEF<sup>3</sup>, Ahmed FAHMY<sup>3</sup>, Akram ASSEM<sup>3</sup>, Walid DAWOOD<sup>3</sup>, Samir ORABI<sup>3</sup> and Ahmed HANNO<sup>3</sup>*

- 1 University of Alexandria, Ped-urology, Alexandria, EGYPT
- 2 Alexandria univ, Urology, Alexandria, EGYPT
- 3 University of Alexandria, Urology, Alexandria, EGYPT

11:24 – 11:27 **S7-8 (PP)**

### **PROXIMAL HYPOSPADIAS REPAIR: A COMPARISON BETWEEN BILATERAL EXTERNAL SKIN TUBE (BEST) AND TUBULARISED INCISED PLATE (TIP) TECHNIQUES**

*Phitsanu MAHAWONG<sup>1</sup>, Jaraspong VUTHIWONG<sup>1</sup>, Wilaiwan CHONGRUKSUT<sup>2</sup> and Bannakij LOJANAPIWAT<sup>1</sup>*

- 1 Chiang Mai University, Division of Urology, Department of Surgery, Faculty of Medicine, Chiang Mai, THAILAND
- 2 Chiang Mai University, Research Unit, Department of Surgery, Faculty of Medicine, Chiang Mai, THAILAND

11:27 – 11:32 **S7-9 (VP)**

**REVERSE PEDICLE FLAP AS A BARRIER LAYER FOR CIRCUMCISED PATIENTS WITH MEGAMEATUS  
HYPOSPADIAS**

*Mark ZAONTZ and Christopher LONG*

The Children's Hospital of Philadelphia, Urology, Philadelphia, USA

11:32 – 11:45 **Discussion**

11:45 – 12:15

## **S8: ADOLESCENT UROLOGY 1**

**Moderators: Radim Kocvara (Czech Republic), Hezi Landau (Israel)**

11:45 – 11:48 **S8-1 (PP)**

### **★ LONG-TERM FOLLOW-UP OF ADOLESCENTS OPERATED FOR PROXIMAL HYPOSPADIAS; ARE PSYCHOSOCIAL AND SEXUAL OUTCOMES AFFECTED?**

*Marie ANDERSSON<sup>1</sup>, Lisa ÖRTQVIST<sup>2</sup>, Agneta NORDENSKJÖLD<sup>2</sup>, Sofia SJÖSTRÖM<sup>1</sup> and Gundela HOLMDAHL<sup>1</sup>*

- 1 The Sahlgrenska Academy, Department of Pediatric Urology, Queen Silvia's Children's Hospital, Sahlgrenska University Hospital, Gothenburg, SWEDEN
- 2 Karolinska Institutet, Department of Pediatric Surgery, Astrid Lindgren Children's Hospital, Karolinska University Hospital, Stockholm, SWEDEN

11:48 – 11:51 **S8-2 (PP)**

### **★ FERTILITY IN HYPOSPADIAS: A NATIONWIDE REGISTER-BASED COHORT STUDY WITH SIBLING ANALYSIS**

*Agneta NORDENSKJÖLD<sup>1</sup>, Anna SKARIN NORDENVALL<sup>1</sup>, Christina NORRBY<sup>2</sup>, Qi CHEN<sup>2</sup>, Louise FRISÉN<sup>3</sup>, Anna NORDENSTRÖM<sup>1</sup> and Catarina ALMQVIST<sup>2</sup>*

- 1 Karolinska Institutet, Department of women's and children's health, Stockholm, SWEDEN
- 2 Karolinska Institutet, Department of Medical Epidemiology and Biostatistics, Stockholm, SWEDEN
- 3 Karolinska Institutet, Department of Clinical Neuroscience, Stockholm, SWEDEN

11:51 – 11:57 **Discussion**

11:57 – 12:00 **S8-3 (PP)**

### **PSYCHIATRIC OUTCOME IN MEN WITH HYPOSPADIAS**

*Lisa ÖRTQVIST<sup>1</sup>, Hedvig ENGBERG<sup>2</sup>, Anna STRANDQVIST<sup>2</sup>, Anna NORDENSTRÖM<sup>2</sup>, Gundela HOLMDAHL<sup>3</sup>, Agneta NORDENSKJÖLD<sup>4</sup> and Louise FRISÉN<sup>5</sup>*

- 1 Department of pediatric surgery, Stockholm, SWEDEN
- 2 Women and Children health, Stockholm, SWEDEN
- 3 University Hospital Sahlgrenska Academy, Women's and Children's Health, Gothenburg, SWEDEN
- 4 Karolinska Institutet, Department of Women's and Children's Health and Centre for Molecular Medicine, Stockholm, SWEDEN
- 5 Karolinska Institutet, Child and Adolescent Psychiatry Research Centre, Department of Psychology, Stockholm, SWEDEN

12:00 – 12:03 **S8-4 (PP)**

### **ADULT NON-URETHRAL COMPLICATIONS AFTER HYPOSPADIAS REPAIR IN CHILDHOOD**

*Vladimir KOJUVIC<sup>1</sup>, Marta BIZIC<sup>2</sup>, Borko STOJANOVIC<sup>2</sup>, Marko BENCIC<sup>2</sup>, Vojkan VUKADINOVIC<sup>3</sup>, Zoran KRSTIC<sup>3</sup>, Gradimir KORAC<sup>4</sup> and Miroslav DJORDJEVIC<sup>2</sup>*

- 1 Institute for Mother and Child Health "dr Vukan Cupic", Urology, Belgrade, SERBIA
- 2 University Children's Hospital, Urology, Belgrade, SERBIA
- 3 School of Medicine, University of Belgrade, University Children's Hospital, Urology, Belgrade, SERBIA
- 4 University Children's Hospital, Anesthesiology, Belgrade, SERBIA

**12:03 – 12:06 S8-5 (PP)**

**LONG-TERM FOLLOW-UP OF ADOLESCENTS OPERATED FOR PROXIMAL HYPOSPADIAS; DO UROLOGICAL RESULTS DIFFER COMPARING 3 SURGICAL TECHNIQUES?**

*Marie ANDERSSON<sup>1</sup>, Monika DOROSZKIEWICZ<sup>2</sup>, Sofia SJÖSTRÖM<sup>1</sup> and Gundela HOLMDAHL<sup>1</sup>*

- 1 The Sahlgrenska Academy, Department of Pediatric Urology, Queen Silvia's Children's Hospital, Sahlgrenska University Hospital, Gothenburg, SWEDEN
- 2 The Pediatric Uro-Nephrologic Centre, Department of Pediatric Urology, Queen Silvia's Children's Hospital, Sahlgrenska University Hospital, Gothenburg, SWEDEN

**12:06 – 12:15 Discussion**

**12:15 – 13:00**

**LECTURE: “DSD: AT THE CROSSROADS OF MEDICINE, HUMAN RIGHTS AND POLITICS”**

*Prof. Petra de Sutter (University of Gent, Belgium, Senator, Council of Europe)*

Introduced by Piet Hoebeke (Belgium)

**13:00 – 14:00 Lunch**

14:00 – 14:38

## S9: GENITALIA 1

Moderators: **Katja P. Wolffenbuttel (Netherlands), Marco Castagnetti (Italy)**

14:00 – 14:05 **S9-1 (LO)**

### ★ SCROTAL VERSUS INGUINAL ORCHIDOPEXY IMPACT ON POSTOPERATIVE PAIN AND COMPLICATIONS: A RANDOMIZED CONTROLLED TRIAL

*Luis H BRAGA<sup>1</sup>, Melissa MCGRATH<sup>2</sup>, Bethany EASTERBROOK<sup>2</sup>, Kizanee JEGATHEESWARAN<sup>2</sup>, Natasha BROWNRIGG<sup>3</sup>, Jorge DEMARIA<sup>4</sup> and Armando J LORENZO<sup>5</sup>*

- 1 McMaster University – McMaster Children's Hospital, Department of Surgery / Urology, Hamilton, CANADA
- 2 McMaster University – McMaster Pediatric Surgery Research Collaborative, Hamilton, CANADA
- 3 McMaster University – McMaster Children's Hospital, Paediatrics, Hamilton, CANADA
- 4 McMaster University – McMaster Children's Hospital, Surgery, Hamilton, CANADA
- 5 University of Toronto, Surgery, Toronto, CANADA

14:05 – 14:08 **S9-2 (PP)**

### ★ CONTRALATERAL TESTICULAR VOLUME IN CASES OF UNILATERAL NONPALPABLE CRYPTORCHIDISM – A DIAGNOSTIC CRITERION FOR OPTIMIZATION OF SURGICAL TACTICS

*Vladimir ORLOV<sup>1</sup>, Vladimir SIZONOV<sup>2</sup>, Mikhail KOGAN<sup>1</sup> and Ilia KAGANTSOV<sup>3</sup>*

- 1 The Rostov State Medical University, Urology, Rostov On Don, RUSSIAN FEDERATION
- 2 Regional Children's Hospital, Paediatric Urology, Rostov On Don, RUSSIAN FEDERATION
- 3 Syktyvkar State University named after Pitirim Sorokin, Paediatric Urology, Syktyvkar, RUSSIAN FEDERATION

14:08 – 14:11 **S9-3 (PP)**

### TUBULAR FERTILITY INDEX (TFI) IN CORRELATION WITH TESTIS POSITION, CONSISTENCY, EPIDIDYMAL ANATOMY AND AGE AT ORCHIDOPEXY IN 237 BOYS WITH CRYPTORCHIDISM

*Katja P. WOLFFENBUTTEL<sup>1</sup>, Ries KRANSE<sup>2</sup>, Hans J.A. STOOP<sup>3</sup>, Fred VAN DER TOORN<sup>1</sup>, J.W. OOSTERHUIS<sup>3</sup>, Katharina BIERMANN<sup>3</sup>, Jeroen R. SCHEEPE<sup>1</sup>, Joop VAN DEN HOEK<sup>1</sup> and Leendert H.J. LOOLJENGA<sup>3</sup>*

- 1 Erasmus MC – Sophia Children's Hospital, Pediatric Urology, Rotterdam, NETHERLANDS
- 2 Netherlands Comprehensive Cancer Organisation (IKNL), Rotterdam, NETHERLANDS
- 3 Erasmus MC, Pathology, Rotterdam, NETHERLANDS

14:11 – 14:20 **Discussion**

14:20 – 14:23 **S9-4 (PP)**

### LATE ASCENDED TESTES: IS ECTOPIC GUBERNACULAR INSERTION A CRITERION FOR AN EMBRYOLOGIC PATHOGENETIC BACKGROUND?

*Bernhard HAID<sup>1</sup>, Anne-Françoise SPINOIT<sup>2</sup>, Anna RADFORD<sup>3</sup>, Patrick REIN<sup>1</sup>, Josef OSWALD<sup>1</sup> and Mesrur-Selcuk SILAY<sup>4</sup>*

- 1 Ordensklinikum Linz, Hospital of the Sisters of Charity, Department of Pediatric Urology, Linz, AUSTRIA
- 2 University Clinic Ghent, Department for Urology, Ghent, BELGIUM
- 3 Leeds Children's Hospital Hospital, NHS, Department for Pediatric Surgery, Leeds, UNITED KINGDOM
- 4 Istanbul Medeniyet University, Department for Pediatric Urology, Istanbul, TURKEY

**14:23 – 14:26 S9-5 (PP)**

**LONG-TERM EFFECTS OF TESTICULAR TORSION ON PATERNITY AND QUALITY OF SEX-LIFE**

*Eija MÄKELÄ and Seppo TASKINEN*

Helsinki University Hospital, Paediatric Surgery, Helsinki, FINLAND

**14:26 – 14:29 S9-6 (PP)**

**SURGICAL OUTCOME IN NEWLY TRAINED GENERAL PRACTITIONER FOR MALE INFANT CIRCUMCISION BY PLASTIBELL DEVICE IN A COMMUNITY CLINIC**

*Abdul Rauf KHAN<sup>1</sup>, Mohammed Ruhul AMIN<sup>2</sup>, Darrel GREGORY<sup>2</sup>, Shabir MERALI<sup>2</sup> and Murtaza KHANBHAI<sup>2</sup>*

1 Thornhill Circumcision Centre, Paediatric Surgery, Luton, UNITED KINGDOM

2 Thornhill Circumcision Centre, GP surgery, Luton, UNITED KINGDOM

**14:29 – 14:38 Discussion**

14:38 – 15:15

## **S10: ADOLESCENT UROLOGY 2**

**Moderators: Rosalia Misseri (USA), Dan Wood (UK)**

14:38 – 14:43 **S10-1 (LO)**

### **ADOLESCENTS WITH POSTERIOR URETHRAL VALVE: KIDNEY AND BLADDER FUNCTION AT TRANSITION TO ADULT CARE**

*Andrzej GOLEBIEWSKI<sup>1</sup>, Michal MATERNIK<sup>2</sup>, Ilona CHUDZIK<sup>2</sup> and Aleksandra ZUROWSKA<sup>2</sup>*

- 1 Medical University of Gdansk, Pediatric Surgery and Urology for Children and Adolescents, Gdansk, POLAND
- 2 Medical University of Gdansk, Pediatric Nephrology and Hypertension, Gdansk, POLAND

14:43 – 14:46 **S10-2 (PP)**

### **MULTIVARIATE ANALYSIS OF FACTORS AFFECTING THE COMPLIANCE OF ADOLESCENCE PATIENTS FOR CLEAN INTERMITTENT CATHETERIZATION: A HARD TOPIC IN TRANSITIONAL UROLOGY FOCUSING ON QUALITY OF LIFE**

*Perviz HAJIYEV<sup>1</sup>, Aykut AKINCI<sup>2</sup>, Baris ESEN<sup>2</sup>, Gunay EKBERLI<sup>1</sup>, Adem SANCI<sup>2</sup>, Tarkan SOYGUR<sup>1</sup> and Berk BURGUT<sup>1</sup>*

- 1 Ankara University- School of Medicine, Paediatric Urology, Ankara, TURKEY
- 2 Ankara University- School of Medicine, Urology, Ankara, TURKEY

14:46 – 14:49 **S10-3 (PP)**

### **★ TOTAL MOTILE COUNT (TMC) INCREASES WITH AGE IN ADOLESCENT VARICOCELE PATIENTS; SPERM CONCENTRATION IS AN AGE INDEPENDENT PARAMETER**

*David KEENE and Raimondo CERVELLIONE*

Royal Manchester Children's Hospital, Department of Paediatric Urology, Manchester, UNITED KINGDOM

14:49 – 14:58 **Discussion**

14:58 – 15:01 **S10-4 (PP)**

### **HOW TO DEFINE RECURRENCE AFTER ADOLESCENCE VARICOCELE REPAIR? WHAT IF THEY STILL HAVE RETROGRADE FLOW POSTOPERATIVELY?**

*Perviz HAJIYEV<sup>1</sup>, Onur TELLİ<sup>2</sup>, Baris ESEN<sup>3</sup>, Aykut AKINCI<sup>3</sup>, Eriz OZDEN<sup>4</sup>, Vahid SOLAK<sup>3</sup>, Tarkan SOYGUR<sup>1</sup> and Berk BURGUT<sup>1</sup>*

- 1 Ankara University- School of Medicine, Paediatric Urology, Ankara, TURKEY
- 2 Lütfi Kırdar Training and Research Hospital, Paediatric Urology, Ankara, TURKEY
- 3 Ankara University- School of Medicine, Urology, Ankara, TURKEY
- 4 Ankara University- School of Medicine, Radiology, Ankara, TURKEY

15:01 – 15:04 **S10-5 (PP)**

### **SEMEN ANALYSIS OF ADOLESCENTS WITH VARICOCELE: WHAT IS IT TELLING US?**

*Marianna MASPERO<sup>1</sup>, Arianna LESMA<sup>1</sup> and Francesco MONTORSI<sup>2</sup>*

- 1 Ospedale San Raffaele, Pediatric Urology, Milano, ITALY
- 2 Ospedale San Raffaele, Urology, Milano, ITALY

**15:04 – 15:07 S10-6 (PP)**

**VARICOCELE SURGERY CAN RESTORE NORMAL SPERM PARAMETERS IN ADOLESCENT PATIENTS WITH TESTICULAR ASYMMETRY**

*David KEENE and Raimondo CERVELLIONE*

Royal Manchester Children's Hospital, Department of Paediatric Urology, Manchester, UNITED KINGDOM

**15:07 – 15:15 Discussion**

**14:40 – 15:15**

**[Parallel session] Research Committee Session: EBM Part II – Practical application**

*Presenters: Goedele Beckers (Netherlands), Martin Kaefer (USA), Magdalena Fossum (Sweden)*

**15:15 – 15:40**

**LECTURE: “LONG TERM RESULTS OF CLOACAL ANOMALIES”**

*Prof. Risto Rintala (Finland, EUPSA)*

*Introduced by Seppo Taskinen (Finland)*

**15:40 – 16:00 Coffee Break**



16:00 – 16:34

## S11: HYPOSPADIAS 2

Moderators: Luis Braga (Canada), Mehmet Eliçevik (Turkey)

16:00 – 16:03 S11-1 (PP)

### ★ DOES THE ANOGENITAL DISTANCE PREDICT OUTCOME OF HYPOSPADIAS REPAIR?

*Ursula TONNHOFER<sup>1</sup>, Manuela HIESS<sup>2</sup>, Martin METZELDER<sup>1</sup>, Doris HEBENSTREIT<sup>3</sup>, Christoph KRALL<sup>4</sup> and Alexander SPRINGER<sup>5</sup>*

- 1 Medical University Vienna, Pediatric Surgery, Vienna, AUSTRIA
- 2 Medical University Vienna, Department of Urology, Vienna, AUSTRIA
- 3 Wilhelminenspital der Stadt Wien, Department of Urology, Vienna, AUSTRIA
- 4 Medical University Vienna, Department of Statistics, Vienna, AUSTRIA
- 5 Medical university Vienna, Paediatric Urology, Vienna, AUSTRIA

16:03 – 16:08 S11-2 (LO)

### ★ HYPOSPADIAS OBJECTIVE PENILE EVALUATION (HOPE) SCORE AFTER DISTAL- AND MID-TYPE HYPOSPADIAS REPAIR IN THE DUTCH HYPOSPADIAS STUDY

*Fred VAN DER TOORN<sup>1</sup>, Barbara KORTMANN<sup>2</sup>, Piet CALLEWAERT<sup>3</sup>, Piet HOEBEKE<sup>4</sup>, Eric VAN DER HORST<sup>5</sup>, Martijn STEFFENS<sup>6</sup>, Frank FROELING<sup>7</sup>, Keetje DE MOOIJ<sup>8</sup>, Rien NIJMAN<sup>9</sup>, Mark WILDHAGEN<sup>10</sup>, Sten WILLEMSEN<sup>11</sup> and Marleen VAN DEN HEIJKANT<sup>12</sup>*

- 1 Sophia Children's Hospital, Paediatric Urology, Rotterdam, NETHERLANDS
- 2 Radboud University Medical Center Nijmegen, Pediatric Urology, Nijmegen, NETHERLANDS
- 3 Maastricht University Medical Center, Pediatric Urology, Maastricht, NETHERLANDS
- 4 University Hospital Gent, Pediatric Urology, Gent, BELGIUM
- 5 VU University Medical Center Amsterdam, Pediatric Urology, Amsterdam, NETHERLANDS
- 6 Isala Hospital Zwolle, Pediatric Urology, Zwolle, NETHERLANDS
- 7 Haga Hospital The Hague, Pediatric Urology, The Hague, NETHERLANDS
- 8 Pediatric Renal Center, University Children's Hospital UMC, Pediatric Urology, Utrecht, NETHERLANDS
- 9 University Medical Center Groningen, Pediatric Urology, Groningen, NETHERLANDS
- 10 Erasmus Medical Center Rotterdam, Unit of Trials and Research Coördination, Rotterdam, NETHERLANDS
- 11 Erasmus Medical Center Rotterdam, Biostatistics, Rotterdam, NETHERLANDS
- 12 University Hospital Leuven, Pediatric Urology, Leuven, BELGIUM

16:08 – 16:11 S11-3 (PP)

### GMS SCORE AND PENILE MEASUREMENTS AS PREOPERATIVE ASSESSMENT TOOLS FOR HYPOSPADIAS SURGERY OUTCOME

*Ahmed SHOUKRY<sup>1</sup>, Ahmed ABBAS<sup>2</sup>, Mohamed ABD EL WAHAB<sup>1</sup>, Wasim ABU EL ELA<sup>1</sup>, Waleed GHONEIMA<sup>1</sup>, Ahmed SHOUMAN<sup>1</sup>, Mohamed EL GHONEIMY<sup>1</sup>, Hani MORSI<sup>1</sup>, Hesham BADAWI<sup>1</sup> and Mohamed EISAA<sup>1</sup>*

- 1 Abu El Rish Children Hospital Cairo University, Urology Department, Cairo, EGYPT
- 2 Police Hospital, Urology Department, Giza, EGYPT

**16:11 – 16:20 Discussion**

**16:20 – 16:25 S11-4 (LO)**

**★ A NEW OBJECTIVE SCORING SYSTEM FOR THE PREDICTION OF COMPLICATIONS AFTER HYPOSPADIAS SURGERY**

*Halil TUGTEPE<sup>1</sup>, David Terence THOMAS<sup>2</sup>, Zeynep CALIKLI<sup>3</sup>, Arzu CANMEMIS<sup>1</sup>, Raziye ERGUN<sup>1</sup>, Nicat VALIYEV<sup>4</sup> and Tolga DAGLI<sup>1</sup>*

- 1 Marmara University School of Medicine, Department of Pediatric Surgery, Division of Pediatric Urology, Istanbul, TURKEY
- 2 Maltepe University Faculty of Medicine, Department of Pediatric Surgery, Istanbul, TURKEY
- 3 Marmara University School of Medicine, Department of Pediatric Surgery, Surgical Nurse, Istanbul, TURKEY
- 4 Marmara University School of Medicine, Department of Pediatric Surgery, Istanbul, TURKEY

**16:20 – 16:25 S11-5 (LO)**

**★ [PRESENTATION GROUPED WITH PREVIOUS] PREDICTION OF TIPU COMPLICATIONS USING AN OBJECTIVE SCORING SYSTEM**

*David Terence THOMAS<sup>1</sup>, Zeynep CALIKLI<sup>2</sup>, Arzu CANMEMIS<sup>3</sup>, Raziye ERGUN<sup>3</sup>, Nicat VALIYEV<sup>4</sup>, Tolga DAGLI<sup>4</sup> and Halil TUGTEPE<sup>3</sup>*

- 1 Maltepe University Faculty of Medicine, Department of Pediatric Surgery, Istanbul, TURKEY
- 2 Marmara University School of Medicine, Department of Pediatric Surgery, Surgical Nurse, Istanbul, TURKEY
- 3 Marmara University School of Medicine, Department of Pediatric Surgery, Division of Pediatric Urology, Istanbul, TURKEY
- 4 Marmara University School of Medicine, Department of Pediatric Surgery, Istanbul, TURKEY

**16:25 – 16:28 S11-6 (PP)**

**★ NON-MODIFIABLE PREDICTIVE FACTORS FOR COMPLICATIONS IN THE DUTCH HYPOSPADIAS STUDY**

*Goedele BECKERS<sup>1</sup>, Fred VAN DER TOORN<sup>2</sup>, Keetje DE MOOIJ<sup>3</sup>, Robert DE GIER<sup>4</sup>, Rien NIJMAN<sup>5</sup>, Piet CALLEWAERT<sup>6</sup>, Martijn STEFFENS<sup>7</sup>, Eric VAN DER HORST<sup>8</sup>, Piet HOEBEKE<sup>9</sup>, Frank FROELING<sup>10</sup>, Mark WILDHAGEN<sup>11</sup> and Katja P. WOLFFENBUTTEL<sup>12</sup>*

- 1 VU University Medical Center, Paediatric Urology, Amsterdam, NETHERLANDS
- 2 Sophia's Children Hospital, Pediatric Urology, Rotterdam, NETHERLANDS
- 3 University Children's Hospital UMC, Pediatric Renal Center, Utrecht, NETHERLANDS
- 4 Radboud University Medical Center, Pediatric Urology, Nijmegen, NETHERLANDS
- 5 University Medical Center Groningen, Pediatric Urology, Groningen, NETHERLANDS
- 6 Maastricht University Medical Center, Pediatric Urology, Maastricht, NETHERLANDS
- 7 Isala Hospital Zwolle, Pediatric urology, Zwolle, NETHERLANDS
- 8 VU University Medical Center, Pediatric Urology, Amsterdam, NETHERLANDS
- 9 University Hospital Gent, Pediatric Urology, Gent, BELGIUM
- 10 Haga Hospital The Hague, Pediatric Urology, Den Haag, NETHERLANDS
- 11 Erasmus Medical Center, Unit of Trials and Research Coordination, Rotterdam, NETHERLANDS
- 12 Sophia's Children Hospital, Pediatric Urology, Rotterdam, NETHERLANDS

**16:28 – 16:37 Discussion**

16:34 – 17:14

## **S12: GENITALIA 2**

**Moderators: Nicolas Kalfa (France), TBA**

16:34 – 16:37 **S12-1 (PP)**

### **DEVELOPMENT OF A NOVEL SCORING SYSTEM FOR DIAGNOSIS OF TESTICULAR TORSION “CLINICAL & RADIOGRAPHIC EXPLORATION OF SUSPECTED TORSION” (CREST)**

*Tariq Osman ABBAS<sup>1</sup>, Mansour ALI<sup>2</sup> and Abdelrahman ELKADHI<sup>2</sup>*

1 Hamad General Hospital, Pediatric Surgery, Doha, QATAR

2 Hamad Medical Corporation, Pediatric Surgery Department, Doha, QATAR

16:37 – 16:42 **S12-2 (LO)**

### **★ SPINAL ANESTHESIA IN THE YOUNGEST OF PATIENTS: NO NEED FOR ADVANCED AIRWAY MANAGEMENT AND REDUCED NARCOTIC USAGE**

*Venkata JAYANTHI<sup>1</sup>, Kristin EBERT<sup>1</sup> and Emmett WHITAKER<sup>2</sup>*

1 Nationwide Children's Hospital, Section of Urology, Columbus, USA

2 Nationwide Children's Hospital, Anesthesia, Columbus, USA

16:42 – 16:45 **S12-3 (PP)**

### **RE-AUDIT OF EARLY COMPLICATION ESPECIALLY IMPACTION OF DISPOSABLE DEVICE: IMPROVING OUTCOMES OF CIRCUMCISIONS WITH PLASTIBELL AND CIRCUMPLAST RINGS IN CHILDREN IN A COMMUNITY CLINIC**

*Abdul Rauf KHAN, Mohammed AMIN, Darrel GREGORY, Samantha HARRISON and Murtaza KHANBHAI*

Thornhill Circumcision Centre, GP surgery, Luton, UNITED KINGDOM

16:45 – 16:54 **Discussion**

16:54 – 16:57 **S12-4 (PP)**

### **ABDOMINAL ULTRASOUND IS UNECESSARY IN VARICOCELE EVALUATION**

*Martin KAEFFER, Benjamin WHITTAM, Konrad SZYMANSKI, Katherine CHEN, Rosalia MISSERI, Richard RINK and Mark CAIN*

Indiana University School of Medicine, Pediatric Urology, Indianapolis, USA

16:57 – 17:00 **S12-5 (PP)**

### **THE CAUSE OF SURGICAL FAILURE IN VARICOCELECTOMY – AN ANALYSIS OF INTRAOPERATIVE VENOGRAPHY**

*Kyung Tak OH<sup>1</sup>, Sang Won HAN<sup>1</sup>, Yong Seung LEE<sup>1</sup>, Sang Woon KIM<sup>1</sup>, Sung Hoon KIM<sup>2</sup> and Cho Nyeong LEE<sup>2</sup>*

1 Yonsei University College of Medicine, Department of Urology and Urological Science Institute, Seoul, REPUBLIC OF KOREA

2 Severance Children's Hospital, Department of Pediatric Urology, Seoul, REPUBLIC OF KOREA

**17:00 – 17:05 S12-6 (VP)**

**ROBOTIC EXCISION OF A NON-COMMUNICATING RUDIMENTARY UTERINE HORN WITH ENDOMETRIOSIS  
IN A POST PUBERTAL FEMALE**

*Venkat SRIPATHI<sup>1</sup>, Aparajita MITRA<sup>1</sup> and Rajiv PADANKATTI<sup>2</sup>*

1 Apollo Children's Hospital, Pediatric Urology, Chennai, INDIA

2 Apollo Children's Hospital, Pediatric Surgery, Chennai, INDIA

**17:05 – 17:14 Discussion**

**17:14 – 17:44**

**LOCAL LECTURE: "FINNISH SAUNA"**

*Prof. Lasse Viinikka (Finland)*

*Introduced by Seppo Taskinen (Finland)*

**Friday 13, April 2018**

07:00 – 07:30

**Opening of Registration Desk**

07:15 – 08:00

## **EDUCATIONAL SESSION: “CATHETERIZABLE CHANNELS”**

**Moderator: Berk Burgu (Turkey, Educational Committee Chair) Marc David Leclair (France), Marco Castagnetti (Italy)**

08:00 – 08:52

## **S13: ONCOLOGY**

**Moderators: Yves Heloury (Australia), Sergei Zorkin (Russia)**

08:00 – 08:03 **S13-1 (PP)**

### **★ NEPHRON SPARING SURGERY VERSUS SIMPLE NEPHRECTOMY FOR UNILATERAL LOCALIZED WILMS TUMOR**

*Shankar K, R.B. NERLI, Shridhar GHAGANE and Neeraj DIXIT*

Department of Urology, KLES Kidney Foundation, KLES Dr. Prabhakar Kore Hospital & MRC, Belagavi, Ind, Department of Urology, Belagavi, INDIA

08:03 – 08:06 **S13-2 (PP)**

### **THE IMPACT OF NEO-ADJUVANT CHEMOTHERAPY ON NEPHRON SPARING SURGERY AND LAPAROSCOPIC RESECTION IN WILMS TUMOUR, A SINGLE CENTRE EXPERIENCE**

*Aurore BOUTY<sup>1</sup>, Annie ROBERTS<sup>1</sup>, Michael NIGHTINGALE<sup>2</sup>, Martin CAMPBELL<sup>3</sup> and Yves HELOURY<sup>1</sup>*

- 1 Royal Children's Hospital, Melbourne, Department of Urology, Parkville, AUSTRALIA
- 2 Royal Children's Hospital, Melbourne, Department of Paediatric and Neonatal Surgery, Parkville, AUSTRALIA
- 3 Royal Children's Hospital, Melbourne, Children's Cancer Centre, Parkville, AUSTRALIA

08:06 – 08:09 **S13-3 (PP)**

### **INFERIOR VENA CAVECTOMY FOR COMPLETE EXCISION OF WILMS' TUMOUR**

*Sadaf ABA UMER KODWAWALA<sup>1</sup>, Sajid SULTAN<sup>1</sup>, Bashir AHMED<sup>1</sup>, Shamvil ASHRAF<sup>1</sup>, Muhammad MUBARAK<sup>2</sup>, Abdaal WASIM KHAN<sup>3</sup>, Zaid SUFI<sup>4</sup>, Philip G RANSLEY<sup>1</sup> and Adeeb Ul Hasan RIZVI<sup>1</sup>*

- 1 Sindh Institute of Urology & Transplantation, Philip G. Ransley Department of Paediatric Urology, Karachi, PAKISTAN
- 2 Sindh Institute of Urology & Transplantation, Department of Pathology, Karachi, PAKISTAN
- 3 Sindh Institute of Urology & Transplantation, Department of General Surgery, Karachi, PAKISTAN
- 4 Sindh Institute of Urology & Transplantation, Department of Vascular surgery, Karachi, PAKISTAN

**08:09 – 08:12 S13-4 (PP)**

### **PULMONARY METASTASES AND WILMS' TUMOR HISTOPATHOLOGY, AN ASSOCIATION?**

*Seppo TASKINEN<sup>1</sup>, Minna KOSKENVUO<sup>2</sup>, Jouko LOHI<sup>3</sup>, Outi LESKINEN<sup>4</sup> and Mervi TASKINEN<sup>2</sup>*

- 1 Helsinki University Hospital, Paediatric surgery, Helsinki, FINLAND
- 2 Helsinki University Hospital, Pediatric Hematology/Oncology and Stem Cell Transplantation, Helsinki, FINLAND
- 3 Helsinki University Hospital, Pathology, Helsinki, FINLAND
- 4 Helsinki University Hospital, Radiology, Helsinki, FINLAND

**08:12 – 08:24 Discussion**

**08:24 – 08:29 S13-5 (VP)**

### **ROBOT-ASSISTED LAPAROSCOPIC NEPHROURETERECTOMY FOR WILMS' TUMOR : PRELIMINARY RESULTS**

*Thomas BLANC<sup>1</sup>, Luca PIO<sup>1</sup>, Yves HELOURY<sup>1</sup>, Daniel ORBACH<sup>2</sup>, Véronique MINARD-COLIN<sup>3</sup>, Pauline CLERMIDI<sup>1</sup> and Sabine SARNACKI<sup>1</sup>*

- 1 Hôpital Necker – Enfants Malades, Department of Pediatric Surgery and Urology, Paris, FRANCE
- 2 Institut Curie, Centre oncologie SIREDO (soins, innovation, recherche autour des tumeurs de l'enfant, l'adolescent e, Paris, FRANCE
- 3 Gustave-Roussy, Département de cancérologie de l'enfant et l'adolescent, Villejuif, FRANCE

**08:29 – 08:32 S13-6 (PP)**

### **★ ASSESSMENT OF UROFLOWMETRY PARAMETERS IN HEMATOPOIETIC CELL TRANSPLANTATION RECIPIENTS COMPLICATED BY HEMORRHAGIC CYSTITIS**

*Sahar EFTEKHARZADEH<sup>1</sup>, Mehrnoosh SAMAEI<sup>1</sup>, Seyed Farshad SEYED TAHER<sup>1</sup>, Amirali HAMIDIEH<sup>1</sup> and Abdol-Mohammad KAJBAFZADEH<sup>2</sup>*

- 1 Children's Hospital Medical Center, Tehran University of Medical Sciences, Pediatric Urology Research Center, Tehran, (ISLAMIC REPUBLIC OF IRAN)
- 2 Children's Hospital, Urology, Tehran, (ISLAMIC REPUBLIC OF IRAN)

**08:32 – 08:35 S13-7 (PP)**

### **DO IMAGE-DEFINED RISK FACTORS RELIABLY PREDICT THE RISK OF ASSOCIATED NEPHRECTOMY IN ABDOMINAL NEUROBLASTOMA SURGERY ?**

*Sebastien FARAJ<sup>1</sup>, Estelle THEBAUD<sup>2</sup>, Marie Pierre QUERE<sup>3</sup>, Stephanie PROUST<sup>4</sup>, Isabelle PELLIER<sup>4</sup> and Marc David LECLAIR<sup>1</sup>*

- 1 CHU Nantes, Pediatric Surgery, Nantes, FRANCE
- 2 CHU Nantes, Pediatric Oncology, Nantes, FRANCE
- 3 CHU Nantes, Pediatric Radiology, Nantes, FRANCE
- 4 CHU Angers, Pediatric Oncology, Angers, FRANCE

**08:35 – 08:40 S13-8 (VP)**

### **PRONE RETROPERITONEOSCOPY FOR ADRENAL TUMORS**

*Maria Esmeralda KUAN<sup>1</sup>, Jerónimo GONZÁLAVEZ<sup>1</sup>, Natalia GALLEGO<sup>1</sup>, María Soledad FERNÁNDEZ<sup>2</sup> and Pedro ALCARAZ<sup>1</sup>*

- 1 Hospital General Universitario de Alicante, Pediatric Surgery, Alicante, SPAIN
- 2 Complejo Hospitalario Universitario de Albacete, Pediatric Surgery, Albacete, SPAIN

**08:40 – 08:52 Discussion**

08:52 – 09:46

## S14: LAPAROSCOPY / ROBOTICS

Moderators: Rafal Chrzan (Poland), Aseem Shukla (USA)

08:52 – 08:55 S14-1 (PP)

### ★ FEASIBILITY AND BENEFITS OF THE RETROPERITONEAL LAPAROSCOPY IN THE TREATMENT OF URETEROPELVIC JUNCTION OBSTRUCTION IN CHILDREN UNDER ONE YEAR, COMPARED TO OPEN SURGERY

*Anthony KALLAS-CHEMALY, Matthieu PEYCELON, Liza ALI, Christine GRAPIN-DAGORNO, Elisabeth CARRICABURU, Pascale PHILIPPE-CHOMETTE, Goharig ENEZIAN, Annabel PAYE-JAUQUEN and Alaa EL-GHONEIMI*

Robert-Debré University Hospital, AP-HP; Université Paris Diderot, Sorbonne Paris Cité, Paediatric Urology, National reference center of rare urinary tract malformations (MARVU), Paris, FRANCE

08:55 – 08:58 S14-2 (PP)

### ROBOTIC PYELOPLASTY IN CHILDREN AND ADULTS: ASSESSMENT OF COMPLICATIONS

*Kristian FOG-POULSEN and L. Henning OLSEN*

Aarhus University Hospital, Skejby, Department of Urology, Aarhus N, DENMARK

08:58 – 09:01 S14-3 (PP)

### RETROPERITONEAL APPROACH FOR URETEROPELVIC JUNCTION OBSTRUCTION: MOVING FROM LAPAROSCOPIC TO ROBOT-ASSISTED LAPAROSCOPIC REPAIR. PRELIMINARY RESULTS

*Thomas BLANC, Pauline CLERMIDI, Henri LOTTMANN, Nathalie BOTTO, Luca PIO and Yves AIGRAIN*

Hôpital Necker – Enfants Malades, Department of Pediatric Surgery and Urology, Paris, FRANCE

09:01 – 09:04 S14-4 (PP)

### LEARNING CURVE OF PEDIATRIC SURGERY USING VESICOSCOPIC ACCESS

*Aleksandr PIROGOV<sup>1</sup>, Vladimir SIZONOV<sup>2</sup> and Mikhail KOGAN<sup>3</sup>*

- 1 Children's Clinical Hospital of the Astrakhan Province, Paediatric Urology, Astrakhan, RUSSIAN FEDERATION
- 2 Regional Children's Hospital, Paediatric Urology, Rostov On Don, RUSSIAN FEDERATION
- 3 The Rostov State Medical University, Urology, Rostov On Don, RUSSIAN FEDERATION

09:04 – 09:07 S14-5 (PP)

### URETERAL STENT COLONIZATION AND URINARY TRACT INFECTION IN CHILDREN UNDERGOING MINIMALLY INVASIVE PYELOPLASTY

*Amos NEHEMAN<sup>1</sup>, Ashraf TAMIMI<sup>1</sup>, Miki HAIFLER<sup>1</sup>, Kobi STAV<sup>1</sup>, Abd El-Halim DARAWSHE<sup>2</sup>, Ilan LEIBOVITCH<sup>2</sup>, Galina GOLTZMAN<sup>3</sup> and Amnon ZISMAN<sup>1</sup>*

- 1 Assaf Harofeh Medical Center, Urology Department, Rishon Le Zion, ISRAEL
- 2 Meir medical center, Urology Department, Kfar Saba, ISRAEL
- 3 Assaf Harofeh Medical Center, Infectious diseases Department, Rishon Le Zion, ISRAEL

**09:07 – 09:22 Discussion**

**09:22 – 09:25 S14-6 (PP)**

### **RETROPERITONEOSCOPIC PYELOPLASTY DRAINAGE, TRANSPELVIC IS THE WAY!**

*Joana LOPES<sup>1</sup>, Oliver SANCHEZ<sup>2</sup>, Andrew ROBB<sup>1</sup>, Liam MCCARTHY<sup>1</sup>, Karan PARASHAR<sup>1</sup> and Harish CHANDRAN<sup>1</sup>*

1 Birmingham Children's Hospital, Paediatric Surgery and Urology, Birmingham, UNITED KINGDOM

2 Centre Hospitalier Universitaire Vaudois, Department of Pediatric Surgery, Lausanne, SWITZERLAND

**09:25 – 09:28 S14-7 (PP)**

### **USING TIME-DRIVEN ACTIVITY-BASED COSTING TO IDENTIFY OPPORTUNITIES FOR PROCESS EFFICIENCY AND COST OPTIMIZATION FOR THE ROBOT-ASSISTED LAPAROSCOPIC PYELOPLASTY**

*Yves J.L. BODAR<sup>1</sup>, Arun K. SRINIVASAN MD<sup>1</sup>, Apurva S. SHAH MD, MBA<sup>2</sup>, Trudy KAWAL MD<sup>1</sup>, Meaghan LUTTS MBA<sup>3</sup> and Aseem R. SHUKLA MD<sup>1</sup>*

1 Children's Hospital of Philadelphia, Urology, Philadelphia, USA

2 Children's Hospital of Philadelphia, Orthopaedic Surgery, Philadelphia, USA

3 Children's Hospital of Philadelphia, Finance, Philadelphia, USA

**09:28 – 09:31 S14-8 (PP)**

### **B) ROBOTIC SURGERY IN PEDIATRIC UROLOGY: 5 MM INSTRUMENTS ARE SAFE FOR PEDIATRIC UROLOGIC RECONSTRUCTIVE PROCEDURES**

*Trudy KAWAL, Aseem SHUKLA, David CHU, Yves BODAR and Arun SRINIVASAN*

Children's Hospital of Philadelphia, Urology, Philadelphia, USA

**09:31 – 09:34 S14-9 (PP)**

### **SINGLE INSTITUTION EXPERIENCE AND TECHNIQUE FOR ROBOTIC-ASSISTED LAPAROSCOPIC DISMEMBERED URETERAL REIMPLANTATION**

*Arun SRINIVASAN, Jay SHAH, Diana BOWEN, Jason VAN BATAVIA, Yves BODAR, Christopher LONG and Aseem SHUKLA*

Children's Hospital of Philadelphia, Urology, Philadelphia, USA

**09:34 – 09:46**

### **Discussion**

**09:46 – 09:56**

### **Highlights on Previous Day Programme**

*Anne-Françoise Spinoit (Belgium, ESPU Group of Young Paediatric Urologists)*

**09:56 – 10:16 Coffee Break**



10:16 – 10:50

## S15: OBSTRUCTION & HYDRONEPHROSIS 2

Moderators: Anthony Herndon (USA), Alex Turner (UK)

10:16 – 10:19 S15-1 (PP)

### OUTCOMES FOLLOWING PRIMARY ENDOSCOPIC DECOMPRESSION OF DUPLEX SYSTEM URETEROCELE AND PREDICTORS OF LONGTERM SYMPTOMOLOGY

*Caroline Mary MACDONALD<sup>1</sup>, Robert SMALL<sup>2</sup>, Martyn FLETT<sup>2</sup>, Salvatore CASCIO<sup>2</sup> and Stuart O'TOOLE<sup>2</sup>*

- 1 The Royal Hospital for Children, Paediatric Surgery, Glasgow, UNITED KINGDOM
- 2 The Royal Hospital for Children, Paediatric Urology, Glasgow, UNITED KINGDOM

10:19 – 10:22 S15-2 (PP)

### ENDOSCOPIC BALLOON DILATATION IN PRIMARY OBSTRUCTIVE MEGAURETER IN INFANTS: LONG-TERM RESULTS

*Miriam GARCÍA GONZÁLEZ, Isabel CASAL BELOY, Ivan SOMOZA ARGIBAY and Teresa DARGALLO CARBONELL*

Children's Hospital "Teresa Herrera-Materno Infantil", A Coruña, Pediatric Surgery. Urology Division., A Coruña, SPAIN

10:22 – 10:25 S15-3 (PP)

### EVOLUTION AND POSTNATAL OUTCOME OF PRENATALLY-DIAGNOSED SIMPLE RENAL CYSTS

*Marie-Klaire FARRUGIA<sup>1</sup>, Stavros LOUKOGEORGAKIS<sup>1</sup>, Elisabetta SANNA<sup>2</sup>, Ingrid DERWIG<sup>2</sup>, Gauri PARAMASIVAN<sup>2</sup> and Christoph LEES<sup>2</sup>*

- 1 Chelsea and Westminster Hospital, Paediatric Urology, London, UNITED KINGDOM
- 2 Queen Charlottes and Chelsea Hospital, Centre for Fetal Care, London, UNITED KINGDOM

10:25 – 10:34 Discussion

10:34 – 10:39 S15-4 (VP)

### ROBOT-ASSISTED RESECTION OF ECTOPIC KIDNEY: SAFE AND EFFECTIVE

*Anne-Francoise SPINQIT<sup>1</sup>, Achilles PLOUMIDIS<sup>2</sup>, Marjan WATERLOOS<sup>1</sup>, Athanasios PAPPAS<sup>2</sup>, Steven WEYERS<sup>2</sup> and Piet HOEBEKE<sup>1</sup>*

- 1 Ghent University Hospital, Urology, Ghent, BELGIUM
- 2 Athens Medical Centre, Urology, Athens, GREECE
- 3 Ghent University Hospital, Gynecology, Gent, BELGIUM

10:39 – 10:44 S15-5 (VP)

### 2 CASES OF LAPAROSCOPIC TRANSURETEROURETEROSTOMY IN CHILDREN

*Yong Seung LEE<sup>1</sup>, Sang Woon KIM<sup>1</sup>, Sung Ku KANG<sup>1</sup>, Sung Hoon KIM<sup>2</sup> and Sang Won HAN<sup>1</sup>*

- 1 Yonsei University College of Medicine, Department of Urology, Seoul, REPUBLIC OF KOREA
- 2 Severance Children's Hospital, Department of Pediatric Urology, Seoul, REPUBLIC OF KOREA

10:44 – 10:50 Discussion

10:50 – 11:30

## **MWC: SPECIAL SESSION “MY WORST COMPLICATION”**

**Moderator: Emilio Merlini (Italy)**

10:50 – 10:55 **MWC-1 (LO)**

### **NECROTIZING FASCIITIS IN A CHILD: A CASE REPORT AFTER ORCHIDOPEXY**

*Anne Carolien BOUMA- HOUWERT, Panagiotis MITSOS and Aart J. KLIJN*

WKZ Utrecht, Urology, Utrecht, NETHERLANDS

10:55 – 11:00 **MWC-2 (LO)**

### **POSTOPERATIVE GLANS ISCHEMIA**

*Alex TURNER*

Leeds Children's Hospital, UK

11:00 – 11:05 **MWC-3 (LO)**

### **PARTIAL GLANS AMPUTATION: WHAT CAN WE DO AFTER REPLANTATION TO PREVENT MEATAL STENOSIS?**

*Katja P. WOLFFENBUTTEL*

Erasmus MC – Sophia Children's Hospital, Pediatric Urology, Rotterdam, THE NETHERLANDS

11:05 – 11:10 **MWC-4 (LO)**

### **COLO-URETERIC (STUMP) FISTULA: POST RETROPERITONEOSCOPIC NEPHROURETERECTOMY**

*Sajid SULTAN*

PAKISTAN

11:10 – 11:15 **MWC-5 (LO)**

### **GIANT CALICEAL DIVERTICULUM**

*Martin KAEFFER*

Indiana University, USA

11:15 – 11:30 **Discussion**

11:30 – 12:00

## **JOHN DUCKETT LECTURE: “DARWIN AND THE EVOLUTION OF PEDIATRIC UROLOGY”**

*Prof. Barry Kogan (USA)*

*Introduced by Guy Bogaert (Belgium, President of the ESPU)*

12:00 – 13:00

**GA**

12:00 – 13:30 **Lunch**

13:30 – 13:54

## **S16: RENAL TRANSPLANTATION**

**Moderators: Wouter Feitz (Netherlands), Simona Gerocarni-Nappo (Italy)**

13:30 – 13:33 **S16-1 (PP)**

### **LONG-TERM OUTCOME OF PEDIATRIC RENAL TRANSPLANT IN BOYS WITH POSTERIOR URETHRAL VALVES (PUV)**

*Doris HEBENSTREIT<sup>1</sup>, Alexander SPRINGER<sup>2</sup>, Karin HEBENSTREIT<sup>3</sup>, Dagmar CSAICSICH<sup>4</sup>, Thomas MÜLLER-SACHERER<sup>4</sup> and Gabriela BERLAKOVICH<sup>5</sup>*

- 1 Wilhelminenspital der Stadt Wien, Urology, Vienna, AUSTRIA
- 2 AKH Vienna, Pediatric Surgery, Vienna, AUSTRIA
- 3 Medical University of Vienna, Vienna, AUSTRIA
- 4 AKH Vienna, Pediatric Nephrology and Gastroenterology, Vienna, AUSTRIA
- 5 AKH Vienna, Surgery, Vienna, AUSTRIA

13:33 – 13:36 **S16-2 (PP)**

### **OUTCOME OF KIDNEY TRANSPLANTATION FROM YOUNG PEDIATRIC DONORS (AGED LESS THAN 6 YEARS) TO YOUNG SIZE-MATCHED RECIPIENTS**

*Ramy GANDER<sup>1</sup>, Marino ASENSIO<sup>1</sup>, José Andrés MOLINO<sup>2</sup>, Gloria Fatou ROYO<sup>1</sup>, Montserrat AGUILERA PUJABET<sup>3</sup>, Luis Enrique LARA<sup>4</sup>, Gema ARICETA<sup>4</sup> and Manuel LOPEZ<sup>3</sup>*

- 1 University Hospital Vall d'Hebron. Barcelona, Pediatric Surgery, Pediatric Urology and Renal Transplant Unit, Barcelona, SPAIN
- 2 University Hospital Vall d'Hebron. Barcelona, Pediatric Surgery, Renal Transplant Unit, Barcelona, SPAIN
- 3 University Hospital Vall d'Hebron Barcelona, Pediatric Surgery, Barcelona, SPAIN
- 4 University Hospital Vall d'Hebron Barcelona, Pediatric nephrology, Barcelona, SPAIN

13:36 – 13:39 **S16-3 (PP)**

### **PAEDIATRIC KIDNEY TRANSPLANTATION: IMPACT OF DONOR AGE, HLA MATCH, PRA AND PTLD**

*Anja LINGNAU<sup>1</sup>, Beatriz BAÑUELOS MARCO<sup>1</sup>, Therese-Marie KOCH<sup>2</sup> and Dominik MÜLLER<sup>2</sup>*

- 1 Charité-Universitätsmedizin Berlin, Paediatric Urology, Berlin, GERMANY
- 2 Charité-Universitätsmedizin Berlin, Paediatric Nephrology, Berlin, GERMANY

13:39 – 13:51 **Discussion**

13:54 – 14:24

## **PANEL: RENAL TRANSPLANTATION IN SMALL CHILDREN**

**Moderator: Alaa El Ghoneimi (France)**

*Panelists: Jukka Salminen (Finland), Hannu Jalanko (Finland, ESPN)*

14:24 – 15:02

## **S17: EXTROPHY-EPISPADIAS COMPLEX 1**

**Moderators: Ashraf Hafez (Egypt), Wolfgang Rösch (Germany)**

14:24 – 14:27 **S17-1 (PP)**

### **★ ONE-STAGE COMBINED DELAYED BLADDER CLOSURE AND KELLY RADICAL SOFT-TISSUE MOBILISATION FOR BLADDER EXSTROPHY**

*Sébastien FARAJ<sup>1</sup>, Sajid SULTAN<sup>2</sup>, Georges AUDRY<sup>3</sup>, Yves HELOURY<sup>4</sup>, Philip RANSLEY<sup>2</sup> and Marc-David LECLAIR<sup>1</sup>*

- 1 Hôpital Mère-Enfant, Chirurgie Infantile, Nantes, FRANCE
- 2 Sindh Institute of Urology & Transplantation, Pediatric Urology, Karachi, PAKISTAN
- 3 Hôpital Trousseau, Chirurgie Pédiatrique, Paris, FRANCE
- 4 Royal Children Hospital, Pediatric Urology, Melbourne, AUSTRALIA

14:27 – 14:30 **S17-2 (PP)**

### **TRANSPOSITION OF RECTUS ABDOMINIS MUSCLES ALLOWING TENSION-FREE MIDLINE CLOSURE AFTER BLADDER EXSTROPHY REPAIR. A PRELIMINARY STUDY**

*Sébastien FARAJ<sup>1</sup>, Solène JOSEPH<sup>1</sup>, Sajid SULTAN<sup>2</sup>, Yves HELOURY<sup>3</sup>, Philip RANSLEY<sup>2</sup> and Marc-David LECLAIR<sup>1</sup>*

- 1 Hôpital Mère-Enfant, Chirurgie Infantile, Nantes, FRANCE
- 2 Sindh Institute of Urology and Transplantation, Pediatric Urology, Karachi, PAKISTAN
- 3 Royal Children Hospital, Pediatric Urology, Melbourne, AUSTRALIA

14:30 – 14:33 **S17-3 (PP)**

### **PUBIC SYMPHYSIS APPROXIMATION DURING BLADDER EXSTROPHY CLOSURE WITH ABSORBABLE VS NON ABSORBABLE SUTURE**

*Sarah BRAUNGART, David KEENE, Anju GOYAL, Tamas CSERNI and Raimondo CERVELLIONE*

Royal Manchester Children's Hospital, Paediatric Urology, Manchester, UNITED KINGDOM

14:33 – 14:42 **Discussion**

14:42 – 14:47 **S17-4 (VP)**

### **ABDOMINOPLASTY WITHOUT OSTEOTOMIES USING GROIN FLAPS TO CLOSE THE ABDOMINAL WALL DEFECT IN THE MANAGEMENT OF EXSTROPHY-EPISPADIAS COMPLEX**

*Marcos MELLO<sup>1</sup>, Amílcar GIRON<sup>2</sup>, Ricardo BERJEAUT<sup>1</sup>, Marcos MACHADO<sup>1</sup>, Gabriel SILVA<sup>1</sup>, Bruno CEZARINO<sup>1</sup>, Lorena OLIVEIRA<sup>1</sup>, Roberto IGLESIAS<sup>1</sup> and Francisco DÉNES<sup>1</sup>*

- 1 University of São Paulo, Brazil, Urology, São Paulo, BRAZIL
- 2 Hospital das Clínicas, São Paulo, Brazil, Urology, São Paulo, BRAZIL

14:47 – 14:50 S17-5 (PP)

## ANATOMY OF THE BONY PELVIS IN PATIENTS WITH CLASSICAL BLADDER EXSTROPHY: A SURVEY OF THE MULTICENTER GERMAN CURE-NET

*Kathi ADAMCZYK<sup>1</sup>, Nadine ZWINK<sup>2</sup>, Ekkehart JENETZKY<sup>3</sup>, Eberhard SCHMIEDEKE<sup>4</sup>, Thomas M. BOEMERS<sup>5</sup>, Margit FISCH<sup>6</sup>, Karin HIRSCH<sup>7</sup>, Raimund STEIN<sup>8</sup>, Heiko REUTTER<sup>9</sup>, Wolfgang H. RÖSCH<sup>10</sup> and Anne Karoline EBERT<sup>1</sup>*

- 1 University Hospital Ulm, Department of Urology and Pediatric Urology, Ulm, GERMANY
- 2 German Cancer and Research Center Heidelberg, Division of Clinical Epidemiology and Aging Research, Heidelberg, GERMANY
- 3 University Medical Center Mainz, Department of Child and Adolescent Psychiatry and Psychotherapy, Mainz, GERMANY
- 4 Klinikum Bremen-Mitte, Department of Pediatric Surgery and Pediatric Urology, Bremen, GERMANY
- 5 University Hospital Köln, Department of Pediatric Surgery and Pediatric Urology, Köln, GERMANY
- 6 University Hospital Hamburg-Eppendorf, Department of Pediatric Urology, Hamburg, GERMANY
- 7 University Hospital Erlangen, Department of Pediatric Urology, Erlangen, GERMANY
- 8 University Hospital Mannheim, Department of Pediatric Urology, Mannheim, GERMANY
- 9 University Children's Hospital, Department of Neonatology, Bonn, GERMANY
- 10 Klinik St. Hedwig, University Medical Center Regensburg, Department of Pediatric Urology, Regensburg, GERMANY

14:50 – 14:53 S17-6 (PP)

## INGUINAL HERNIA WITH BLADDER EXSTROPHY (BE): MULTICENTRIC EXPERIENCE

*Alfredo BERRETTINI<sup>1</sup>, Paolo CAIONE<sup>2</sup>, Gianantonio MANZONI<sup>1</sup>, Laura DEL PRETE<sup>2</sup> and Marco CASTAGNETTI<sup>3</sup>*

- 1 Ospedale Maggiore Policlinico, Fondazione Cà Granda, Paediatric Urology Unit, Milan, ITALY
- 2 "Bambino Gesù" Children's Hospital, Research Institute, Division of Pediatric Urology, Dept. of Surgery, Rome, ITALY
- 3 University Hospital of Padua, Section for Paediatric Urology, Padua, ITALY

14:53 – 15:02 Discussion

14:30 – 15:15

## [PARALLEL SESSION] RESEARCH COMMITTEE & JPU JOINT SESSION

### "Writing a protocol- what can help you to succeed"

*Presenter: Katherine Herbst (USA)*

### "Regulatory Requirements for Research"

*Presenter: Tony Herndon (USA)*

15:02 – 15:34

## S18: EXTROPHY-EPISPADIAS COMPLEX 2

Moderators: Marc-David Leclair (France), Raimondo Maximilian Cervellione (UK)

15:02 – 15:07 S18-1 (LO)

### MANAGEMENT OF FAILED EXTROPHY CLOSURE: A 50 YEAR EXPERIENCE

*Matthew KASPRENSKI, Karl BENZ, Mahir MARUF, John JAYMAN, Heather DI CARLO and Johan GEARHART*

Johns Hopkins Hospital, Johns Hopkins Medical Institutions, Division of Pediatric Urology, James Buchanan Brady Urological Institutions, Baltimore, USA

15:07 – 15:10 S18-2 (PP)

### LONG TERM OUTCOMES OF MALE EPISPADIAS

*Johanna THOMAS<sup>1</sup>, Manoj SHENOY<sup>2</sup>, Imran MUSHTAQ<sup>1</sup> and Dan WOOD<sup>3</sup>*

- 1 Great Ormond Street Hospital for Children NHS Foundation Trust, Urology, London, UNITED KINGDOM
- 2 Nottingham University Hospital, Paediatric Urology, Nottingham, UNITED KINGDOM
- 3 University College London Hospital NHS Foundation Trust, Urology, London, UNITED KINGDOM

15:10 – 15:16 Discussion

15:16 – 15:19 S18-3 (PP)

### LONG TERM OUTCOMES FOR XY CLOACAL EXTROPHY RAISED AS FEMALE

*Ben NAMDARIAN<sup>1</sup>, Dan WOOD<sup>1</sup>, Sarah CREIGHTON<sup>2</sup>, Polly CARMICHAEL<sup>3</sup> and Abraham CHERIAN<sup>3</sup>*

- 1 University College London Hospitals, Adolescent Urology, London, UNITED KINGDOM
- 2 University College London Hospitals, Womens Health, London, UNITED KINGDOM
- 3 Great Ormond Street Hospital, Paediatric Urology, London, UNITED KINGDOM

15:19 – 15:22 S18-4 (PP)

### CONTINENCE OUTCOME IN PATIENTS WITH EXTROPHY-EPISPADIAS COMPLEX: A SURVEY OF THE MULTICENTER GERMAN CURE-NET

*Kathi ADAMCZYK<sup>1</sup>, Nadine ZWINK<sup>2</sup>, Ekkehart JENETZKY<sup>3</sup>, Eberhard SCHMIEDEKE<sup>4</sup>, Thomas M. BOEMERS<sup>5</sup>, Margit FISCH<sup>6</sup>, Karin HIRSCH<sup>7</sup>, Raimund STEIN<sup>8</sup>, Heiko REUTTER<sup>9</sup>, Wolfgang H. RÖSCH<sup>10</sup> and Anne Karoline EBERT<sup>1</sup>*

- 1 University Hospital Ulm, Department of Urology and Pediatric Urology, Ulm, GERMANY
- 2 German Cancer and Research Center Heidelberg, Division of Clinical Epidemiology and Aging Research, Heidelberg, GERMANY
- 3 University Medical Center Mainz, Department of Child and Adolescent Psychiatry and Psychotherapy, Mainz, GERMANY
- 4 Klinikum Bremen-Mitte, Department of Pediatric Surgery and Pediatric Urology, Bremen, GERMANY
- 5 University Hospital Köln, Department of Pediatric Surgery and Pediatric Urology, Köln, GERMANY
- 6 University Hospital Hamburg-Eppendorf, Department of Pediatric Urology, Hamburg, GERMANY
- 7 University Hospital Erlangen, Department of Pediatric Urology, Erlangen, GERMANY
- 8 University Hospital Mannheim, Department of Pediatric Urology, Mannheim, GERMANY
- 9 University Children's Hospital, Department of Neonatology, Bonn, GERMANY
- 10 Klinik St. Hedwig, University Medical Center Regensburg, Department of Pediatric Urology, Regensburg, GERMANY

15:22 – 15:25 **S18-5 (PP)**

★ **BLADDER EXSTROPHY AND THE RISK OF URINARY BLADDER CANCER IN SWEDEN 1952 – 2012**

*Gisela REINFELDT ENGBERG, Magdalena FOSSUM and Agneta NORDENSKJÖLD*

Astrid Lindgren Children's Hospital, Pediatric Surgery and Urology, Stockholm, SWEDEN

15:25 – 15:34 **Discussion**

15:34 – 15:54 **Coffee Break**

15:54 – 16:44

## **S19: LOWER URINARY TRACT 1**

**Moderators: Luke Harper (France), Seppo Taskinen (Finland)**

15:54 – 15:57 **S19-1 (PP)**

### **★ IS PEAK CREATININE AFTER BIRTH RELATED WITH POST RESECTION BLADDER FUNCTION IN INFANTS WITH POSTERIOR URETHRAL VALVES?**

*Katerina PRODROMOU<sup>1</sup>, Kalpana PATIL<sup>1</sup>, Arash TAGHIZADEH<sup>1</sup>, Joanna CLOTHIER<sup>1</sup>, Anne WRIGHT<sup>2</sup> and Massimo GARRIBOLI<sup>3</sup>*

- 1 Evelina London Children's Hospital, Paediatric Urology, London, UNITED KINGDOM
- 2 Evelina London Children's Hospital, Paediatric Nephrology and Bladder service, London, UNITED KINGDOM
- 3 Evelina London Children's Hospital, London, UNITED KINGDOM

15:57 – 16:00 **S19-2 (PP)**

### **PREVIOUS CHARACTERISTICS OF THE TREATMENT OF POSTERIOR URETHRAL VALVES AND LOWER URINARY TRACT SYMPTOMS IN ADULTHOOD**

*Jenni JALKANEN<sup>1</sup>, Jukka HEIKKILÄ<sup>2</sup> and Seppo TASKINEN<sup>3</sup>*

- 1 Kuopio University Hospital, Pediatric Surgery, Kuopio, FINLAND
- 2 Hyvinkää Hospital, Pediatric Surgery, Hyvinkää, FINLAND
- 3 Helsinki University Central Hospital, Paediatric surgery, Helsinki, FINLAND

16:00 – 16:03 **S19-3 (PP)**

### **LONG-TERM FOLLOW-UP OF POSTERIOR URETHRAL VALVES AND RISK FACTORS FOR RENAL FAILURE**

*Anna BUJONS, Arnau SERRA and Erika LLORENS DE KNECHT*

Fundació Puigvert, Paediatric Urology, Barcelona, SPAIN

16:03 – 16:08 **S19-4 (LO)**

### **BLADDER FUNCTION AT 5, 10 AND 15 YEARS IN POSTERIOR URETHRAL VALVES (PUV)**

*Riccardo MANUELE<sup>1</sup>, Joanna CLOTHIER<sup>1</sup>, Anne WRIGHT<sup>1</sup>, Vanessa GUIDI<sup>2</sup>, Aurora MARIANI<sup>2</sup>, Kalpana PATIL<sup>2</sup>, Arash TAGHIZADEH<sup>2</sup> and Massimo GARRIBOLI<sup>2</sup>*

- 1 Evelina London Children's Hospital, Paediatric Bladder Disorders, London, UNITED KINGDOM
- 2 Evelina London Children's Hospital, Paediatric Urology, London, UNITED KINGDOM

16:03 – 16:08 **S19-5 (LO)**

### **[PRESENTATION GROUPED WITH PREVIOUS] IS BLADDER CAPACITY IN POSTERIOR URETHRAL VALVES (PUV) AT 5, 10 AND 15 YEARS ASSOCIATED WITH EMPTYING AND RENAL IMPAIRMENT?**

*Riccardo MANUELE<sup>1</sup>, Joanna CLOTHIER<sup>1</sup>, Anne WRIGHT<sup>1</sup>, Vanessa GUIDI<sup>2</sup>, Aurora MARIANI<sup>2</sup>, Kalpana PATIL<sup>2</sup>, Arash TAGHIZADEH<sup>2</sup> and Massimo GARRIBOLI<sup>2</sup>*

- 1 Evelina London Children's Hospital, Paediatric Bladder Disorders, London, UNITED KINGDOM
- 2 Evelina London Children's Hospital, Paediatric Urology, London, UNITED KINGDOM



**16:08 – 16:23 Discussion**

**16:23 – 16:26 S19-6 (PP)**

**PRELIMINARY EXPERIENCE WITH INSTILLATION OF TRIAMCINOLONE ACETONIDE INTO THE URETHRA FOR IDIOPATHIC URETHRITIS: A PROSPECTIVE PILOT STUDY**

*Alexander TURNER, Junaid ASHRAF, Anna RADFORD and Ramnath SUBRAMANIAM*

Leeds Children's Hospital, Department of Paediatric Urology, Leeds, UNITED KINGDOM

**16:26 – 16:29 S19-7 (PP)**

**PROGRESSION OF THE CYSTOGRAM APPEARANCE OF PUV BLADDERS**

*Ewan BROWNLEE, Ruth WRAGG, Harish CHANDRAN, Andrew ROBB and Liam MCCARTHY*

Birmingham Children's Hospital, Department of Paediatric Urology, Birmingham, UNITED KINGDOM

**16:29 – 16:32 S19-8 (PP)**

**Y-DUPLICATION OF THE URETHRA (EFFMAN TYPE II A 2)**

*Bashir AHMED, Philip G RANSLEY, Sadaf ABA UMER KODWAVWALA, Sajid SULTAN and Adeeb Ul Hasan RIZVI*

Sindh Institute of Urology & Transplantation, Philip G. Ransley Department of Paediatric Urology, Karachi, PAKISTAN

**16:32 – 16:35 S19-9 (PP)**

**FOUR HOUR VOIDING OBSERVATION STUDY POST RESECTION IN INFANTS WITH POSTERIOR URETHRAL VALVES**

*Katerina PRODROMOU<sup>1</sup>, Joanna CLOTHIER<sup>2</sup>, Kalpana PATIL<sup>1</sup>, Arash TAGHIZADEH<sup>1</sup>, Anne WRIGHT<sup>2</sup> and Massimo GARRIBOLI<sup>1</sup>*

1 Evelina London Children's Hospital, Paediatric Urology, London, UNITED KINGDOM

2 Evelina London Children's Hospital, Paediatric Nephrology and Bladder Services, London, UNITED KINGDOM

**16:35 – 16:47 Discussion**

16:44 – 17:20

## **S20: FUNCTIONAL VOIDING DISORDERS**

**Moderators: Marcel Drlik (Czech Republic), Guy Bogaert (Belgium)**

16:44 – 16:49 **S20-1 (LO)**

### **★ MAPPING OF BRAIN ACTIVITY FOLLOWING TRANSCUTANEOUS POSTER TIBIAL NERVE STIMULATION FOR LOWER URINARY TRACT SYMPTOMS IN PEDIATRIC PATIENTS: A PET STUDY**

*M S ANSARI*

Sanjay Gandhi Postgraduate Institute of Medical Sciences, Pediatric Urology, Department of Urology and renal transplantation, Lucknow, INDIA

16:49 – 16:52 **S20-2 (PP)**

### **★ SENS-U: VALIDATION OF A WEARABLE ULTRASONIC BLADDER MONITOR IN CHILDREN DURING URODYNAMIC STUDIES**

*P.G. VAN LEUTEREN<sup>1</sup>, R. WOLTJER<sup>2</sup>, T.P.V.M. DE JONG<sup>3</sup> and P. DIK<sup>1</sup>*

1 University Children's Hospitals UMC Utrecht, Department of Paediatric Urology, Utrecht, NETHERLANDS

2 Novioscan, Nijmegen, NETHERLANDS

3 University Children's Hospitals UMC Utrecht and AMC Amsterdam, Department of Paediatric Urology, Utrecht, NETHERLANDS

16:52 – 16:55 **S20-3 (PP)**

### **URODYNAMIC PARAMETERS IN BOYS WITH URINARY INCONTINENCE UNDERGOING CYSTOSCOPY**

*Pauline OSTENDORF<sup>1</sup>, Alexander STILLEBROER<sup>1</sup>, Keetje DE MOOIJ<sup>1</sup>, Pieter DIK<sup>1</sup>, Tom DE JONG<sup>2</sup> and Aart KLIJN<sup>1</sup>*

1 University Children's Hospital UMC Utrecht, Pediatric Urology, Utrecht, NETHERLANDS

2 University Children's Hospital UMC Utrecht and AMC Amsterdam, Pediatric Urology, Utrecht, NETHERLANDS

16:55 – 17:05 **Discussion**

17:05 – 17:08 **S20-4 (PP)**

### **HOW SMART IS A VOIDING DIARY ON YOUR MOBILE PHONE OR ON PAPER? IMPLICATIONS FOR THE PEDIATRIC UROLOGIST AND PATIENTS SUCCESS**

*Marleen VAN DEN HEIJKANTJ, Charlotte VANDERSTAPPEN and Guy BOGAERT*

UZ Leuven, Dept Urology and Pediatric Urology, Leuven, BELGIUM

17:08 – 17:11 **S20-5 (PP)**

### **ANTEGRADE CONTINENCE ENEMA (ACE) CONDUITS FOR FECAL INCONTINENCE MAY IMPROVE LOWER URINARY TRACT SYMPTOMS IN MALES WITH SEVERE ANORECTAL MALFORMATIONS**

*Kristiina KYRKLUND, Seppo TASKINEN, Eija MÄKELÄ, Risto J RINTALA and Mikko P PAKARINEN*

Hospital for Children and Adolescents, University of Helsinki, Pediatric Surgery, Helsinki, FINLAND

17:11 – 17:20 **Discussion**

17:20 – 18:00

## **T&T: SPECIAL SESSION “TIPS AND TRICKS”**

**Moderator: Stuart O’Toole (UK)**

17:20 – 17:25 **T&T-1 (VP)**

### **TRICKS TO RETRIEVE A DOUBLE J STENT LOST IN THE URETER AFTER COHEN REIMPLANTATION IN A 2 YEARS OLD GIRL**

Annabel PAYE JAOUEN

Hôpital Robert Debre, Chirurgie viscérale et urologie pédiatrique, Paris, FRANCE

17:25 – 17:30 **T&T-2 (LO)**

### **TIPS AND TRICKS OF THE KOYANAGI PROCEDURE FOR SEVERE PROXIMAL HYPOSPADIAS, HOW TO REDUCE THE COMPLICATIONS RATE**

Yutaro HAYASHI, Kentaro MIZUNO, Hidenori NISHIO, Taiki KATO

Department of Pediatric Urology, Nagoya City University

17:30 – 17:35 **T&T-3 (LO)**

### **LAPAROSCOPIC FLAP PYELOPLASTY IN INTRASINUSALLY LOCATED U-P JUNCTION**

Radim KOCVARA, Josef SEDLACEK, Marcel DRLIK

Department of Urology General Teaching Hospital and Charles University 1<sup>st</sup> Faculty of Medicine, Prague

17:35 – 17:40 **T&T-4 (LO)**

### **URETHRAL RECONSTRUCTION BY USING MALE VAGINA AS A FREE GRAFT**

Seppo TASKINEN

Helsinki University Hospital, Helsinki, Finland

17:40 – 17:45 **T&T-5 (LO)**

### **HORMONAL SUPPRESSION OF MINI-PUBERTY IN NEONATES WITH DSD**

Martin KAEFFER

Indiana University, Indianapolis, USA

17:45 – 18:00 **Discussion**

19:00 **Congress Dinner**

# Saturday 14, April 2018

07:30

## Opening of Registration Desk

08:00 – 08:10

## Highlights on Previous Day Programme

*Selçuk Silay (Turkey, ESPU Group of Young Paediatric Urologists)*

08:10 – 09:10

## S21: NEUROPATHIC BLADDER

**Moderators: Anju Goyal (UK), Erik Van Laecke (Belgium)**

08:10 – 08:13 S21-1 (PP)

### DOES THE INTRODUCTION OF CLEAN INTERMITTENT CATHETERIZATION AND ANTIMUSCARINIC THERAPY IN THE NEWBORN PERIOD PRESERVE RENAL FUNCTION IN CHILDREN WITH SPINA BIFIDA?

*Annarita MARINO<sup>1</sup>, Salvatore CASCIO<sup>1</sup>, Orla MCMAHON<sup>1</sup>, Emer ALDRIDGE<sup>1</sup> and Malcolm LEWIS<sup>2</sup>*

- 1 Children's University Hospital, Department of paediatric surgery and urology, Dublin, IRELAND
- 2 Children's University Hospital, Department of paediatric nephrology, Dublin, IRELAND

08:13 – 08:16 S21-2 (PP)

### EFFICACY AND SAFETY OF TRANSDERMAL OXYBUTYNIN VERSUS ORAL OXYBUTYNIN IN MANAGEMENT OF PAEDIATRIC NEUROPATHIC BLADDER

*Emily RICE<sup>1</sup>, Laura WATKINS<sup>2</sup>, Gowri SIVALINGAM<sup>2</sup>, Maddison BURMAZ<sup>1</sup>, Anna THETFORD<sup>3</sup>, Elizabeth THOMSON<sup>3</sup>, Emma RICHARDSON<sup>4</sup>, Jane VALENTINE<sup>4</sup>, Anna GUBBAY<sup>4</sup>, Gavan HOTANA<sup>4</sup>, Katherine LANGDON<sup>4</sup>, Naeem SAMNAKAY<sup>2</sup>, Andrew BARKER<sup>2</sup> and Japinder KHOSA<sup>2</sup>*

- 1 University of Western Australia, School of Medicine, Dentistry and Health Science, Crawley, AUSTRALIA
- 2 Princess Margaret Hospital, Department of Urology, Subiaco, AUSTRALIA
- 3 Princess Margaret Hospital, Clinical Nurse Specialist, Multidisciplinary Spinal Clinic, Subiaco, AUSTRALIA
- 4 Princess Margaret Hospital, Department of Rehabilitation Medicine, Subiaco, AUSTRALIA

08:16 – 08:19 S21-3 (PP)

### ★ EFFICACY OF ELECTROMOTIVE DRUG ADMINISTRATION (EMDA) OF BOTULINUM TOXIN A IN CHILDREN WITH NEUROPATHIC BLADDER – OUTCOMES OF A PILOT STUDY

*Charlotte MELLING<sup>1</sup>, Claudia KOH<sup>1</sup>, Cheryl JENNINGS<sup>1</sup>, Malcolm LEWIS<sup>2</sup> and Anju GOYAL<sup>1</sup>*

- 1 Royal Manchester Children's Hospital, Paediatric Urology, Liverpool, UNITED KINGDOM
- 2 Royal Manchester Children's Hospital, Paediatric Nephrology, Manchester, UNITED KINGDOM

08:19 – 08:22 S21-4 (PP)

### EARLIER INTRODUCTION TO CIC PROVIDES BETTER COMPLIANCE IN SPINA BIFIDA PATIENTS

*Ezgi ALTUN TANIL<sup>1</sup>, Sibel TIRYAKI<sup>1</sup>, Ali AVANOGLU<sup>1</sup> and Ibrahim ULMAN<sup>1</sup>*

Ege University – Faculty of Medicine, Pediatric Surgery Division of Pediatric Urology, Izmir, TURKEY

08:22 – 08:25 S21-5 (PP)

### ACUTE TRANSVERSE MYELITIS IN CHILDREN: LONG-TERM BLADDER AND BOWEL OUTCOMES

*Bernardita TRONCOSO SOLAR, Aurore BOUTY, Mike O'BRIEN, John HUTSON and Yves HELOURY*

The Royal Children's Hospital Melbourne, Urology, Melbourne, AUSTRALIA

08:25 – 08:40 Discussion

08:40 – 08:43 S21-6 (PP)

### BLADDER AND BOWEL DYSFUNCTION IN CHILDREN WITH ACQUIRED BRAIN INJURY: A MISSED PROBLEM?

*Rita CHIMINELLO<sup>1</sup>, Enrico CASTELLI<sup>2</sup> and Giovanni MOSIELLO<sup>3</sup>*

- 1 Bambino Gesù Pediatric Hospital, Neuro-Rehabilitation Unit, Rome, ITALY
- 2 Bambino Gesù Pediatric Hospital, Pediatric Neuro-Rehabilitation Unit, Rome, ITALY
- 3 Bambino Gesù Pediatric Hospital, Pediatric Neuro-Urology Unit, Department of Surgery, Rome, ITALY

08:43 – 08:46 S21-7 (PP)

### ★ ASSESSMENT OF BLADDER COMPLIANCE BY A PRESSURE ADJUSTED NEW PARAMETER: A PROMISING TOOL TO PREDICT UPPER URINARY TRACT CHANGES IN NEUROPATHIC BLADDER

*Sibel TIRYAKI, Ali AVANOGLU and Ibrahim ULMAN*

Ege University – Faculty of Medicine, Pediatric Surgery Division of Pediatric Urology, Izmir, TURKEY

08:46 – 08:49 S21-8 (PP)

### THE ANALYSIS OF URODYNAMIC STUDY OF CHILDREN WITH FILUM TERMINALE LIPOMA

*Sang Hee SHIN<sup>1</sup>, Yoon Hye JI<sup>2</sup>, Sang Woon KIM<sup>3</sup>, Yong Seung LEE<sup>3</sup> and Sang Won HAN<sup>3</sup>*

- 1 Severance Children's Hospital, Yonsei university Health System, Department of pediatric urology (bladder-urethral rehabilitation clinic), Seoul, REPUBLIC OF KOREA
- 2 Severance Children's Hospital, Yonsei University Health System, Department of Urology (Bladder-urethral Rehabilitation Clinic), Seoul, REPUBLIC OF KOREA
- 3 Urological Science Institute, Yonsei University of College of Medicine, Department of Urology, Seoul, REPUBLIC OF KOREA

08:49 – 08:52 S21-9 (PP)

### ★ INITIAL EXPERIENCE OF BLADDER COMPLIANCE MEASUREMENT USING ULTRASOUND ELASTOGRAPHY IN NEUROGENIC BLADDER

*Kwanjin PARK and Young Jae IM*

Seoul National University Children's Hospital, Department of Pediatric Urology, Seoul, REPUBLIC OF KOREA

08:52 – 08:55 S21-10 (PP)

### WHAT PARENTS OF CHILDREN WITH SPINA BIFIDA NEED : A MIXED METHODS STUDY

*Eun Kyoung CHOI<sup>1</sup>, Mina JANG<sup>2</sup>, Yoonhye JI<sup>3</sup>, Yong Seung LEE<sup>4</sup>, Sang Woon KIM<sup>4</sup> and Sang Won HAN<sup>4</sup>*

- 1 Yonsei University, College of Nursing AND Mo-Im Kim Nursing Research Institute, Seoul, REPUBLIC OF KOREA
- 2 Yonsei University Graduate School, Department of Nursing, Seoul, REPUBLIC OF KOREA
- 3 Severance Children's Hospital, Department of Pediatric Urology, Seoul, REPUBLIC OF KOREA
- 4 Yonsei University College of Medicine, Department of Urology and Urological Science Institute, Seoul, REPUBLIC OF KOREA

08:55 – 09:10 Discussion

09:10 – 09:54

## S22: LOWER URINARY TRACT 2

Moderators: Gundela Holmdahl (Sweden), Abraham Cherian (UK)

09:10 – 09:13 S22-1 (PP)

### ★ THERAPEUTIC EFFECTS OF MINIRIN IN MONOSYMPOMATIC ENURESIS TREATMENT DEPENDING ON PATIENTS' AGE

*Sasa MILIVOJEVIC<sup>1</sup>, Jelena MILIN LAZOVIC<sup>2</sup> and Zoran RADOJICIC<sup>3</sup>*

- 1 University Children's Hospital Belgrade, Paediatric Surgery, Belgrade, SERBIA
- 2 Faculty of Medicine, University of Belgrade, Institute for Medical Statistics and Informatics, Belgrade, SERBIA
- 3 University Children's Hospital Belgrade, Paediatric Urology, Belgrade, SERBIA

09:13 – 09:16 S22-2 (PP)

### STUDY OF ENURESIS IN CHILDREN WITH CLINICALLY SIGNIFICANT EMOTIONAL AND BEHAVIORAL PROBLEMS

*Yoonhye JI<sup>1</sup>, Sanghee SHIN<sup>1</sup>, Ju Hee CHON<sup>2</sup>, Sang Woon KIM<sup>2</sup>, Young Seung LEE<sup>2</sup> and Sang Won HAN<sup>2</sup>*

- 1 Severance Children's Hospital, Yonsei University, Pediatric Bladder-Urethral Rehabilitation Clinic (Department of Pediatric Urology), Seoul, REPUBLIC OF KOREA
- 2 Severance Children's Hospital, Yonsei University, Department of Pediatric Urology, Seoul, REPUBLIC OF KOREA

09:16 – 09:19 S22-3 (PP)

### SAFETY AND EFFICACY OF INTRAVESICAL GENTAMICIN THERAPY IN PAEDIATRIC PATIENTS WITH COMPLEX UROLOGICAL CONDITIONS

*David KEENE, Beverley WHITNALL and Liz EDWARDS*

Royal Manchester Children's Hospital, Department of Paediatric Urology, Manchester, UNITED KINGDOM

09:19 – 09:28 Discussion

09:28 – 09:31 S22-4 (PP)

### VOIDING SCHOOL FOR CHILDREN WITH REFRACTORY NON-NEUROGENIC OVERACTIVE BLADDER: A 10-YEAR RETROSPECTIVE STUDY

*Anne-Francoise SPINQIT<sup>1</sup>, Lien DOSSCHE<sup>2</sup>, Evelien SNAUWAERT<sup>2</sup>, Catherine RENSON<sup>1</sup>, Van Daele JOHAN<sup>2</sup>, Ann RAES<sup>2</sup>, Joke DEHOORNE<sup>2</sup>, Joke DEHOORNE<sup>2</sup>, Roels SANNE<sup>3</sup>, Piet HOEBEKE<sup>1</sup>, Erik VAN LAECKE<sup>1</sup> and Johan VANDE WALLE<sup>2</sup>*

- 1 Ghent University Hospital, Paediatric Urology, Gent, BELGIUM
- 2 Ghent University Hospital, Paediatric Nephrology, Gent, BELGIUM
- 3 Ghent University, Department of Data Analysis, Gent, BELGIUM

09:31 – 09:34 S22-5 (PP)

★ **LOWER URINARY TRACT SYMPTOMS AND HIRSCHSPRUNG DISEASE: PREVALENCE, RISK FACTORS AND MANAGEMENT**

*Matthieu PEYCELON<sup>1</sup>, Liza ALI<sup>1</sup>, Elisabeth CARRICABURU<sup>1</sup>, Lise NATIO<sup>1</sup>, Daphné MICHELET<sup>2</sup>, Chrystele MADRE<sup>3</sup>, Christine VITOUS-BROT<sup>3</sup>, Dominique BERREBI<sup>4</sup>, Christine GRAPIN-DAGORNO<sup>5</sup>, Alaa EL GHONEIMI<sup>1</sup>, Arnaud BONNARD<sup>6</sup> and Annabel PAYE-JAUEN<sup>1</sup>*

- 1 Hôpital Robert-Debré, Paediatric Urology, Paris Cedex 19, FRANCE
- 2 Hôpital Robert-Debré, Paediatric Anesthesiology, Paris, FRANCE
- 3 Hôpital Robert-Debré, Paediatric Intensive Care Unit, Paris, FRANCE
- 4 Hôpital Robert-Debré, Paediatric Pathology, Paris, FRANCE
- 5 Hôpital Robert-Debré, Pediatric Urology and Surgery, Paris, FRANCE
- 6 Hôpital Robert-Debré, Pediatric Surgery, Paris, FRANCE

09:34 – 09:37 S22-6 (PP)

**COMPLICATIONS AFTER SUPRAPUBIC CATHETER INSERTION FOR PAEDIATRIC VIDEOURODYNAMICS – IS THE SAME DAY STUDY ASSOCIATED WITH GREATER COMPLICATIONS?**

*Kailas BHANDARKAR, Pankaj MISHRA, Kalpana PATIL, Massimo GARRIBOLI and Arash TAGHIZADEH*  
Evelina London Children hospital, Paediatric urology, London, UNITED KINGDOM

09:37 – 09:42 S22-7 (VP)

**INTRAPERITONEAL BLADDER PERFORATION: LAPAROSCOPIC REPAIR IN A CASE OF DELAYED DIAGNOSIS**

*Gungor KARAGUZEL, Sadik ABIDOGLU and Ahmet BIYIKLI*  
Akdeniz University Faculty of Medicine, Department of Pediatric Surgery, Antalya, TURKEY

09:42 – 09:54 Discussion

09:54 – 10:14

**LECTURE – ENURESIS: “ROLE OF THE BLADDER: WHEN DIALOGUES BECOME BABYLONIAN SPEECH CONFUSION!”**

*Prof. Piet Hoebeke (Belgium)*

10:14 – 10:34 Coffee break

10:34 – 11:06

**PANEL: NEUROPATHIC URINARY INCONTINENCE**

**Moderator: Pedro Lopez Pereira (Spain)**

*Panelists: Henri Lottmann (France), Pippi Salle (Qatar), Ricardo González (Germany)*

11:06 – 11:44

## S23: ENDOUROLOGY

**Moderators: Anna Bujons (Spain), Rosa Romero (Spain)**

11:06 – 11:11 **S23-1 (LO)**

### ★ MINI-PERC FOR RENAL CALCULI IN PEDIATRIC PATIENTS: DOES SIZE MATTER?

*M S ANSARI and Aneesh SRIVASTAV*

Sanjay Gandhi Postgraduate Institute of Medical Sciences, Pediatric Urology, Department of Urology and renal transplantation, Lucknow, INDIA

11:11 – 11:14 **S23-2 (PP)**

### FLANK-FREE MODIFIED SUPINE PERCUTANEOUS NEPHROLITHOTOMY IN PEDIATRIC AGE GROUP

*Ehab ELSAYED<sup>1</sup>, Esam DESOUKY<sup>1</sup>, Ahmed ELIWA<sup>2</sup>, Mohamed SLEEM<sup>2</sup>, Waleed SHABANA<sup>2</sup>, Tamer DAWOOD<sup>2</sup>, Mohamed TELB<sup>2</sup> and Salem KHALIL<sup>2</sup>*

1 Zagazig university hospital, Urology, Zagazig, EGYPT

2 Zagazig university hospital, Zagazig, EGYPT

11:14 – 11:17 **S23-3 (PP)**

### COMBINED URETEROSCOPY AND PCNL IN CHILDREN

*Vishal KADELI<sup>1</sup>, R. B. NERLI<sup>1</sup>, Shridhar GHAGANE<sup>2</sup>, Shankar K<sup>1</sup> and Neeraj DIXIT<sup>2</sup>*

1 KLE University's JN Medical College, KLES Kidney Foundation, KLES Dr. Prabhak, Department of Urology, Belagavi, INDIA

2 KLES Kidney Foundation, KLES Dr. Prabhakar Kore Hospital & MRC, Department of Urology, Belagavi, INDIA

11:17 – 11:26 **Discussion**

11:26 – 11:29 **S23-4 (PP)**

### LONG-TERM RESULTS IN PRIMARY OBSTRUCTIVE MEGAURETER TREATED BY ENDOSCOPIC BALLOON DILATION

*Ruben ORTIZ, Alberto PARENTE, Laura BURGOS and José María ANGULO*

Hospital Universitario Gregorio Marañón, Pediatric Urology Division, Department of Pediatric Surgery, Madrid, SPAIN

11:29 – 11:32 **S23-5 (PP)**

### ENDOUROLOGICAL TREATMENT OF SECONDARY OBSTRUCTIVE MEGAURETER

*Laura BURGOS LUCENA, Alberto PARENTE HERNÁNDEZ, Rubén ORTIZ RODRÍGUEZ,*

*Beatriz FERNÁNDEZ BAUTISTA and Jose María ANGULO MADERO*

Hospital Gregorio Marañón, Paediatric Urology, Madrid, SPAIN

11:32 – 11:35 **S23-6 (PP)**

### ENDOSCOPIC INJECTION OF BULKING AGENT AROUND THE EJACULATORY DUCTS AT THE VERU MONTANUM FOR RECURRENT PEDIATRIC EPIDIDYMITIS

*Alice FAURE, Mirna HADDAD, Thierry MERROT and Jean-Michel GUYS*

Hopital La Timone Enfant, Pediatric surgery, Marseille, FRANCE

11:35 – 11:44 **Discussion**



11:44 – 12:16

## S24: STONES 1

Moderators: Serkan Dogan (Turkey), M.S. Ansari (India)

11:44 – 11:49 S24-1 (LO)

### ARE THE ADULT STONE SCORING SYSTEMS USEFUL TO PREDICT THE SUCCESS AND COMPLICATION RATES IN PEDIATRIC PERCUTANEOUS NEPHROLITHOTOMY?

*Burak CITAMAK, Berk HAZIR, Taner CEYLAN, Cenk Yucel BILEN, Hasan Serkan DOGAN and Serdar TEKGÜL*

Hacettepe University, Urology, Ankara, TURKEY

11:49 – 11:52 S24-2 (PP)

### SPONTANEOUS PASSAGE OF $\leq 1$ CM URETERAL STONES IN CHILDREN: IS THERE A PREDICTING FACTOR?

*Muhammet Irfan DONMEZ<sup>1</sup>, Ahmet Midhat ELMACI<sup>2</sup>, Fatih AKIN<sup>3</sup> and Metin GUNDUZ<sup>4</sup>*

- 1 Dr.Ali Kemal Belviranlı Women's Maternity and Children's Hospital, Pediatric Urology, Konya, TURKEY
- 2 Dr.Ali Kemal Belviranlı Women's Maternity and Children's Hospital, Pediatric Nephrology, Konya, TURKEY
- 3 Necmettin Erbakan University Meram Medical Faculty, Pediatrics, Konya, TURKEY
- 4 Selcuk University Medical Faculty, Pediatric Surgery, Konya, TURKEY

11:52 – 11:58 Discussion

11:58 – 12:01 S24-3 (PP)

### COMPOSITION OF STONES AND METABOLIC RISK FACTORS IN INFANTS. AN ENDEMIC COUNTRY EXPERIENCE

*Mirza Naqi ZAFAR*

Sindh Institute of Urology and Transplantation, Pathology, Karachi, PAKISTAN

12:01 – 12:04 S24-4 (PP)

### THE ROLE OF METABOLIC EVALUATION IN PEDIATRIC PATIENTS WITH UROLITHIASIS

*Alfredo BERRETTINI<sup>1</sup>, Francesca TARONI<sup>2</sup>, Mirella MOGIATTI<sup>1</sup>, Giuseppina MARRA<sup>2</sup>, Dario Guido MINOLI<sup>1</sup>, Erika Adalgisa DE MARCO<sup>1</sup>, Giovanni MONTINI<sup>2</sup> and Gianantonio MANZONI<sup>1</sup>*

- 1 Ospedale Maggiore Policlinico, Fondazione Cà Granda, Pediatric Urology Unit, Milan, ITALY
- 2 Ospedale Maggiore Policlinico, Fondazione Cà Granda, Pediatric Nephrology, Dialysis and Transplant Unit, Depart of Clinical Sciences and Community Health, Milan, ITALY

12:04 – 12:07 S24-5 (PP)

### FATE OF RESIDUAL STONE FRAGMENTS IN CHILDREN: IS THERE ANY CUT-OFF BETWEEN SIGNIFICANT AND INSIGNIFICANT

*Sadaf ABA UMER KODWAWWALA, Bashir AHMED, Sajid SULTAN and Adeeb Ul Hasan RIZVI*

Sindh Institute of Urology & Transplantation, Philip G. Ransley Department of Paediatric Urology, Karachi, PAKISTAN

12:07 – 12:16 Discussion

12:16 – 12:48

## **S25: STONES 2**

**Moderators: Sajid Sultan (Pakistan), Annabel Paye-Jaouen (France)**

12:16 – 12:19 **S25-1 (PP)**

### **OUTCOMES OF FLEXIBLE URETEROSCOPIC LITHOTRIPSY FOR TREATMENT OF KIDNEY STONES IN INFANTS**

*Wenyng WANG, Jun LI and Ye TIAN*

Beijing Friendship Hospital, Capital Medical University, Urology, Beijing, CHINA

12:19 – 12:22 **S25-2 (PP)**

### **MICRO-URETEROSCOPY FOR THE TREATMENT OF DISTAL URETERAL CALCULI IN CHILDREN UNDER TWO YEARS OLD**

*Anna BUJONS, Erika LLORENS and Andres KANASHIRO*

Fundació Puigvert, Pediatric Urology Unit, Barcelona, SPAIN

12:22 – 12:28 **Discussion**

12:28 – 12:31 **S25-3 (PP)**

### **COMBINED USE OF FLEXIBLE URETEROSCOPY WITH MICRO-PERCUTANEOUS NEPHROLITHOTOMY IN PEDIATRIC MULTIPLE KIDNEY STONES: A SINGLE TERTIARY CENTER EXPERIENCE IN CHINA**

*Wenyng WANG, Jun LI and Ye TIAN*

Beijing Friendship Hospital, Capital Medical University, Urology, Beijing, CHINA

12:31 – 12:34 **S25-4 (PP)**

### **PCNL IN PEDIATRIC PATIENTS WITH DERANGED RENAL FUNCTIONS: SAFETY AND EFFICACY**

*Sherjeel SAULAT, M.Murtaza AZAD, Anees SOOMRO and Syed Saeed QADRI*

Tabba Kidney Institute, Paediatric Urology, Karachi, PAKISTAN

12:34 – 12:39 **S25-5 (VP)**

### **MINI PCNL AND MINI ECIRS WITH THE CLEARPETRA SYSTEM IN A PEDIATRIC COMPLETE STAGHORN STONE**

*Erika LLORENS<sup>1</sup>, Jose CARPIO<sup>1</sup>, Oriol ANGERRI<sup>2</sup> and Anna BUJONS<sup>1</sup>*

1 Fundacio Puigvert, Pediatric urology Unit, Barcelona, SPAIN

2 Fundacio Puigvert, Lithiasis unit, Barcelona, SPAIN

12:39 – 12:48 **Discussion**

12:48 – 13:36

## **S26: AUGMENTATION / DIVERSION**

**Moderators: Raimund Stein (Germany), Mark Cain (USA)**

12:48 – 12:53 **S26-1 (LO)**

### **★ DEMUCOSALIZED SIGMOID BLADDER AUGMENTATION AND THE REDUCTION OF MUCUS: A COMPARATIVE INTERNATIONAL MULTICENTRIC PROSPECTIVE STUDY**

*Francisca YANKOVIC<sup>1</sup>, Ricardo ZUBIETA<sup>1</sup>, Juan Pablo CORBETA<sup>2</sup>, Pedro Jose LOPEZ<sup>1</sup>, Francisco REED<sup>1</sup>, Alejandra RIOS<sup>1</sup>, Juan Carlos LOPEZ<sup>2</sup> and Nelly LETELIER<sup>1</sup>*

- 1 Hospital exequiel Gonzalez Cortes & Universidad de Chile, Paediatric Urology, Santiago De Chile, CHILE
- 2 HOSPITAL GARRAHAN, Paediatric Urology, Buenos Aires, ARGENTINA

12:53 – 12:56 **S26-2 (PP)**

### **OUTCOMES OF ORTHOTOPIC PAEDIATRIC NEOBLADDER RECONSTRUCTION**

*Alexander CHO, Naima SMEULDERS, Divyesh DESAI, Imran MUSHTAQ, Abraham CHERIAN and Peter CUCKOW*

Great Ormond Street Hospital, Paediatric Urology, London, UNITED KINGDOM

12:56 – 12:59 **S26-3 (PP)**

### **STRICTURES OF THE URETEROENTERIC ANSTOMOSIS AND THE COURSE OF RENAL FUNCTION IN THE LONG-TERM OUTCOME AFTER URINARY DIVERSION USING THE ILEOCECAL SEGMENT IN CHILDREN AND ADOLESCENTS**

*Marina DEUKER<sup>1</sup>, Axel HAFERKAMP<sup>2</sup> and Raimund STEIN<sup>3</sup>*

- 1 University Hospital Frankfurt, Urology, Frankfurt, GERMANY
- 2 University Hospital Mainz, Mainz, GERMANY
- 3 University Medical Center Mannheim, Mannheim, GERMANY

12:59 – 13:08 **Discussion**

13:08 – 13:11 **S26-4 (PP)**

### **THE CAUSES AND CONTEXT OF BLADDER REAUGMENTATION IN CLASSIC BLADDER EXSTROPHY RECONSTRUCTION**

*Karl BENZ<sup>1</sup>, John JAYMAN<sup>1</sup>, Mahir MARUF<sup>1</sup>, Timothy BAUMGARTNER<sup>1</sup>, Matthew KASPRENSKI<sup>2</sup> and John GEARHART<sup>1</sup>*

- 1 Johns Hopkins Hospital, Charlotte Bloomberg Children's Hospital, Baltimore, MD, USA, Robert D. Jeffs Division of Pediatric Urology, Baltimore, USA
- 2 Johns Hopkins Hospital, Charlotte Bloomberg Children's Hospital, Baltimore, MD, USA, Pediatric Urology, Baltimore, USA

13:11 – 13:14 **S26-5 (PP)**

### **EPIDURAL ANALGESIA DECREASES NARCOTIC REQUIREMENTS IN LOW LEVEL SPINA BIFIDA PATIENTS**

*Mark CAIN<sup>1</sup>, Joshua ROTH<sup>1</sup>, Rosalia MISSERI<sup>1</sup>, Stephanie WHITTAKER<sup>2</sup>, Francesca MONN<sup>3</sup>, Aali SHAH<sup>2</sup>, Nicole HORN<sup>2</sup> and Morton GREEN<sup>2</sup>*

- 1 Riley Hospital for Children, Urology, Indianapolis, USA
- 2 Riley Hospital for Children, Anesthesia, Indianapolis, USA
- 3 Indiana University Health, Urology, Indianapolis, USA

13:14 – 13:19 **S26-6 (LO)**

★ **BOTULINUM TOXIN TYPE-A INJECTIONS FOR THE TREATMENT OF CONTINENT CATHETERIZABLE RESERVOIR MUSCULARIS OVERACTIVITY IN PEDIATRIC PATIENTS**

*Luis SIERRA, Laia SABIOTTE, Erika LLORENS and Anna BUJONS*

Fundació Puigvert, Pediatric urology Unit, Barcelona, SPAIN

13:19 – 13:24 **S26-7 (VP)**

**LAPAROSCOPIC POSTERIOR APPENDIX MITROFANOFF UTILISING THE MODIFIED SHANFIELD ANASTOMOSIS**

*Eleni PAPAGEORGIOU and Abraham CHERIAN*

GREAT ORMOND STREET HOSPITAL FOR CHILDREN NHS FOUNDATION TRUST, DEPARTMENT OF PAEDIATRIC UROLOGY, London, UNITED KINGDOM

13:24 – 13:36 **Discussion**

13:36 – 14:00

**Prizes and Closure**

## VIDEO SCREEN DISPLAY WITHOUT PRESENTATION

### VD-1 (VS)

#### LAPAROSCOPIC URETEROCALICOSTOMY FOR MALROTATED DIFFICULT PUJ OBSTRUCTION

Mohammad BADER<sup>1</sup> and Abraham CHERIAN<sup>2</sup>

- 1 Great Ormond Street Hospital, Paediatric Urology, London, UNITED KINGDOM
- 2 Great Ormond Street Hospital for Children NHS Foundation Trust, Paediatric Urology, London, UNITED KINGDOM

### VD-2 (VS)

#### ENDO-URETEROTOMY WITH CUTTING-BALLOON IN PRIMARY OBSTRUCTIVE MEGAURETER

Alberto PARENTE, Ruben ORTIZ, Laura BURGOS and Jose Maria ANGULO

Gregorio Marañón University Hospital, Pediatric Urology, Madrid, SPAIN

### VD-3 (VS)

#### URETHRAL MOBILIZATION AND PARTIAL GLANDAR DISASSEMBLY: A STEP-BY-STEP VIDEO

Antonio MACEDO JR<sup>1</sup>, Tassia LOBOUNTCHENKO<sup>2</sup>, Felipe DINI<sup>2</sup>, Sergio OTTONI<sup>2</sup>, Gilmar GARRONE<sup>2</sup>, Riberto LIGUORI<sup>2</sup>, Ricardo MARCONDES<sup>2</sup> and Marcela LEAL DA CRUZ<sup>2</sup>

- 1 UNIFESP / NUPEP-CACAU-AACD, PEDIATRIC UROLOGY, São Paulo, BRAZIL
- 2 NUPEP-CACAU-AACD, PEDIATRIC UROLOGY, São Paulo, BRAZIL

### VD-4 (VS)

#### LAPAROSCOPIC EXTRAVESICAL URETERAL REIMPLANTATION TECHNIQUE AFTER FAILED-ENDOSCOPIC SURGERY FOR VESICoureTERAL REFLUX

Jenny ARBOLEDA, Oriol MARTÍN-SOLÉ, Sonia PÉREZ-BERTÓLEZ and Luis GARCÍA-APARICIO

Hospital Sant Joan de Déu, Pediatric Urology, Pediatric Surgery, Barcelona, SPAIN

### VD-5 (VS)

#### ROBOT-ASSISTED LAPAROSCOPIC DISMEMBERED URETERAL REIMPLANT WITH TAPERING

Diana K. BOWEN<sup>1</sup>, Aseem R. SHUKLA<sup>2</sup> and Arun K. SRINIVASAN<sup>1</sup>

- 1 The Children's Hospital of Philadelphia, Division of Pediatric Urology, Department of Pediatric Surgery, Philadelphia, USA
- 2 The Children's Hospital of Philadelphia, Division of Pediatric Urology, Department of Surgery, Philadelphia, USA

### VD-6 (VS)

#### MICROPERCTM KIT (POLYDIAGNOST, GERMANY) USED TO TREAT A URETERIC STONE IN A CHILD

Erika LLORENS DE KNECHT<sup>1</sup> and Anna BUJONS<sup>2</sup>

- 1 FUNDACIO PUIGVERT, Pediatric Urology Department, Barcelona, SPAIN
- 2 Fundacio Puigvert, Pediatric Urology Department, Barcelona, SPAIN

### VD-7 (VS)

#### THE USE OF THE PORCINE MODEL AS PART OF A STRUCTURED -PROCEDURE SPECIFIC- ROBOTIC TRAINING PROGRAM IN PEDIATRIC UROLOGY

Anne-Françoise SPINOIT<sup>1</sup>, Achilles PLOUMIDIS<sup>2</sup>, Alexandre MOTTRIE<sup>3</sup> and Piet HOEBEKE<sup>4</sup>

- 1 UNIVERSITY HOSPITAL GHENT, Urology, Ghent, BELGIUM
- 2 Athens Medical Centre, Urology, Athens, GREECE
- 3 ORSI Academy, ORSI, Ghent, BELGIUM
- 4 Ghent University Hospital, Urology, Ghent, BELGIUM

## **VD-8 (VS)**

### **ONE-STAGE Y-TYPE URETHRAL DUPLICATION REPAIR WITH PERINEAL SKIN FLAP**

*Diana K. BOWEN<sup>1</sup> and Arun K. SRINIVASAN<sup>2</sup>*

- 1 The Children's Hospital of Philadelphia, Division of Urology, Department of Pediatric Surgery, Philadelphia, USA
- 2 The Children's Hospital of Philadelphia, Division of Pediatric Urology, Department of Surgery, Philadelphia, USA

## **VD-9 (VS)**

### **RETROPERITONEAL ROBOT-ASSISTED LAPAROSCOPIC REPAIR FOR URETEROPELVIC JUNCTION OBSTRUCTION**

*Thomas BLANC, Pauline CLERMIDI, Henri LOTTMANN, Nathalie BOTTO, Luca PIO and Yves AIGRAIN*

Hôpital Necker – Enfants Malades, Department of Pediatric Surgery and Urology, Paris, FRANCE

## **VD-10 (VS)**

### **TECHNICAL ADVANCEMENTS IN SCROTAL MOBILIZATION FOR CORRECTION OF PENILE CONCEALMENT**

*Gregory DEAN<sup>1</sup>, Gregory MCMAHON<sup>2</sup> and Zarine BALSARA<sup>1</sup>*

- 1 Urology For Children, Temple For Urology, St Christopher's Hospital for Children, Pediatric Urology, Voorhees, USA
- 2 Rowan University, Urology, Stratford, USA

## **VD-11 (VS)**

### **MICRORETROSCOPY FOR CORALLIFORM LITHIASIS IN CHILDREN**

*Alberto PARENTE<sup>1</sup>, Laura BURGOS<sup>2</sup>, Ruben ORTIZ<sup>2</sup> and Jose Maria ANGULO<sup>2</sup>*

- 1 GREGORIO MARAÑÓN UNIVERSITY HOSPITAL, PEDIATRIC UROLOGY, Madrid, SPAIN
- 2 Gregorio Marañón University Hospital, Pediatric Urology, Madrid, SPAIN

## **VD-12 (VS)**

### **ENDOSCOPIC TREATMENT OF PEDIATRIC SINGLE SYSTEM BILATERAL URETEROCELE: CLINICAL SERIE OF AN UNUSUAL CONDITION**

*Francisca YANKOVIC<sup>1</sup>, Pedro Jose LOPEZ<sup>2</sup>, Ximena RECABAL<sup>2</sup>, Francisco REED<sup>2</sup>, Jose Antonio SEPULVEDA<sup>3</sup>, Nelly LETELIER<sup>2</sup> and Ricardo ZUBIETA<sup>2</sup>*

- 1 Hospital exequiel Gonzalez Cortes & Clinica Santa Maria, Paediatric Urology, Santiago De Chile, CHILE
- 2 HOSpital exequiel Gonzalez Cortes & Universidad de Chile, Paediatric Urology, Santiago De Chile, CHILE
- 3 HOSPITAL REGIONAL DE MAGALLANES, PEDIATRIC SURGERY, Punta Arenas, CHILE

## **VD-13 (VS)**

### **LAPAROSCOPIC MANAGEMENT OF RENAL CYST USING SAND BALLOON CATHETER**

*Akiko SAKODA<sup>1</sup>, Chizuka SEKI<sup>2</sup>, Hiroko WATAYO<sup>2</sup>, Ryusuke YAMAGUCHI<sup>2</sup>, Yukari MAKI<sup>2</sup> and Osamu SEGAWA<sup>2</sup>*

- 1 Tokyo Women's Medical University, Urology and Pediatric Surgery, Tokyo, JAPAN
- 2 Tokyo Women's Medical University, Pediatric Surgery, Tokyo, JAPAN

## **VD-14 (VS)**

### **LAPAROSCOPIC URETEROURETEROSTOMY FOR RETROCAVAL URETER**

*Sonia PÉREZ-BERTÓLEZ, Oriol MARTÍN, Jenny ARBOLEDA, Andrea SORIA and Luis GARCÍA-APARICIO*

Hospital Sant Joan de Déu, Pediatric Urology, Pediatric Surgery, Barcelona, SPAIN

**VD-15 (VS)**

**ROBOT ASSISTED LAPAROSCOPIC ADRENALECTOMY (RALA) IN A MORBIDLY OBESE CHILD WITH CUSHING'S SYNDROME**

*Venkat SRIPATHI<sup>1</sup>, Aparajita MITRA<sup>1</sup>, Rajiv PADANKATTI<sup>1</sup>, Vijay Mahantesh SAMALAD<sup>1</sup>, Thirumalai GANESAN<sup>2</sup> and Vasantharoopan C<sup>3</sup>*

1 Apollo Children's Hospital, Pediatric Urology, Chennai, INDIA

2 Apollo Hospitals, Urology, Chennai, INDIA

3 Apollo Hospitals, Anesthesiology, Chennai, INDIA

**VD-16 (VS)**

**ROBOTIC URETERO-CALICOSTOMY AFTER FAILED PYELOPLASTY**

*Dario Guido MINOLI, Alfredo BERRETTINI, Mirella MOGIATTI, Erika Adalgisa DE MARCO and Gianantonio MANZONI*

Fondazione IRCCS Ca' Granda - Ospedale Maggiore Policlinico, Pediatric Urology, Milan, ITALY

**VD-17 (VS)**

**NOVEL TECHNIQUE IN BURIED PENIS RECONSTRUCTION: COMPLETE EXCISION OF INELASTIC DARTOS FASCIA WITHOUT ANCHORING EITHER PENOPUBIC OR PENOSCROTAL JUNCTION**

*Arry RODJANI, Widi ATMOKO and Irfan WAHYUDI*

Cipto Mangunkusumo Hospital, Faculty of Medicine, Universitas Indonesia, Department of Urology, Cipto Mangunkusumo Hospital, Faculty of Medicine, Universitas Indonesia, Jakarta, INDONESIA

**VD-18 (VS)**

**LAPAROSCOPIC SIGMOID VAGINOPLASTY**

*Andrea BALTHAZAR<sup>1</sup>, David LANNING<sup>2</sup> and C. D. Anthony HERNDON<sup>1</sup>*

1 VCU Health System, Urology, Richmond, USA

2 VCU Health System, PEDIATRIC SURGERY, Richmond, USA

**VD-19 (VS)**

**URETERORENOSCOPIC REMOVAL OF A FOREIGN BODY IN A NEWBORN FOLLOWING FETAL NEPHROSTOMY**

*Alexander SPRINGER*

Medical university Vienna, Paediatric Urology, Vienna, AUSTRIA

**VD-20 (VS)**

**THIERSCH DUPLAY URETHROPLASTY WITHOUT MEATOPLASTY**

*Mark ZAONTZ and Christopher LONG*

The Children's Hospital of Philadelphia, Urology, Philadelphia, USA

**VD-21 (VS)**

**STEP BY STEP TRANSVESICAL BILATERAL URETERIC REIMPLANTATION IN CHILDREN: A VIDEO ATLAS**

*M S ANSARI*

Sanjay Gandhi Postgraduate Institute of Medical Sciences, Pediatric Urology, Department of Urology and renal transplantation, Lucknow, INDIA

**VD-22 (VS)**

**VESICOSCOPIC CROSS-TRIGONAL URETERAL REIMPLANTATION**

*Venkata JAYANTHI*

Nationwide Children's Hospital, Section of Urology, Columbus, USA

**VD-23 (VS)**

**LAPAROSCOPIC FORMATION OF A CONTINENT CATHETERIZABLE STOMA WITH URETER**

*Laura CABARCAS, María MOLINA, Carlos CADAVAL, Estrella DE LA TORRE, Rocio VIZCAINO, Sebastian ROLDAN and Rosa ROMERO*

Virgen del Rocio Children's Hospital, Pediatric surgery, Seville, SPAIN

**VD-24 (VS)**

**HIDDEN INCISION ROBOT ASSISTED LAPAROSCOPIC PYELOPLASTY (HIDES) USING TRANSMESOCOLIC APPROACH**

*Koray AGRAS, Erem ASIL and M.Ersagun ARSLAN*

Ataturk Teaching and Research Hospital, Urology, Ankara, TURKEY

**VD-25 (VS)**

**APPENDIX INTERPOSITION FOR LEFT URETERAL RECONSTRUCTION**

*Alberto PARENTE, Laura BURGOS, Ruben ORTIZ and Jose María ANGULO*

Gregorio Marañon University Hospital, Pediatric Urology, Madrid, SPAIN

**VD-26 (VS)**

**CLOACAL REPAIR BY POSTERIOR SAGITTAL ANORECTOPLASTY (PSARP) AND TOTAL UROGENITAL MOBILIZATION (TUM)**

*Sami CHERIGUI<sup>1</sup>, Tariq ABBAS<sup>1</sup>, Mansour ALI<sup>1</sup> and Joao Luiz PIPPI SALLE<sup>2</sup>*

1 Hamad Medical Corporation-Hamad Hospital, Pediatric Surgery, Doha, QATAR

2 Sidra Medecine, Pediatric Urology, Doha, QATAR

**VD-27 (VS)**

**ACCESS TO RETROPERITONEUM UNDER VISION USING OPTIC TROCAR – TECHNIQUE**

*Pankaj Kumar MISHRA<sup>1</sup> and Abraham CHERIAN<sup>2</sup>*

1 Evelina London Children's Hospital, Paediatric Urology, London, UNITED KINGDOM

2 Great Ormond Street Hospital for Children, Paediatric Urology, London, UNITED KINGDOM



# ESPU-Nurses Programme

## Wednesday 11, April 2018

16:00 – 16:10

### OPENING

*Jens Larsson, President ESPU N*

16:10 – 18:00

### OPENING COURSE: "UNDERSTANDING AND TALKING TO THE TEENAGER"

*Marina Van Der Wal (Netherlands) Pedagogue and Adolescent expert*

## Thursday 12, April 2018

08:15 – 08:20

### WELCOME

*Jens Larsson, President ESPU N*

08:20 – 09:10

### KEYNOTE LECTURE: "DEVELOPMENT OF SEXUALITY IN CHILDREN FROM A UROLOGICAL PERSPECTIVE"

*Dan Wood, Consultant Urologist Adolescent and Reconstructive Surgery, University College Hospitals, London, UK*

09:10 – 09:20

### Panel discussion

*Dan Wood (UK), Jacqueline Knoll (Netherlands), Lynne Bartlett (UK)*

09:20 – 09:50

### S1: FUNCTIONAL VOIDING DISORDERS (PART. 1)

**Moderators: Jens Larsson (Sweden), Angela Downer (UK)**

09:20 – 09:30 S1-1 (L0)

### INFORMATION EVENING FOR PARENTS AND OTHER ADULTS DEALING WITH CHILDREN WITH FUNCTIONAL BLADDER AND BOWEL DISORDERS

*Anneli SAARIKOSKI<sup>1</sup> and Riitta KOPPELLI<sup>2</sup>*

1 Helsinki University Central Hospital, Children's hospital, Helsinki, FINLAND

2 Pikkujättilä lasten ja nuorten lääkäriasema, Helsinki, FINLAND

**09:30 – 09:40 S1-2 (LO)**

### **V.I.P VERY IMPORTANT PARENTS SUPPORTING FAMILIES BY PARENT EDUCATION AND MOTIVATION IN CHILDREN WITH INCONTINENCE**

*Monika DOROSZKIEWICZ<sup>1</sup>, Charlotte ARFWIDSSON<sup>1</sup>, Helena EKDAHL<sup>1</sup>, Jenny BERGSTRÖM<sup>2</sup>, Elisabeth BERGENMAR IVARSSON<sup>3</sup> and Lourdes OLSSON<sup>3</sup>*

- 1 The Queen Silvia Children Hospital, Urotherapist departement, Göteborg, SWEDEN
- 2 The Queen Silvia Children Hospital, Enterostomal unit, Göteborg, SWEDEN
- 3 The Queen Silvia Children Hospital, Pediatric psychological unit, Göteborg, SWEDEN

**09:40 – 09:50 S1-3 (LO)**

### **THE EVALUATION OF IMPLEMENTATION OF THE VOIDING SCHOOL INTERVENTION TO PRIMARY CARE SETTING – A STUDY PROTOCOL**

*Anneli SAARIKOSKI<sup>1</sup>, Seppo TASKINEN<sup>1</sup> and Anna AXELIN<sup>2</sup>*

- 1 Helsinki University Central Hospital, Children's Hospital, Helsinki, FINLAND
- 2 University of Turku, Department of Nursing Science, Turku, FINLAND

**09:50 – 10:10 COFFEE BREAK**

**10:10 – 11:00**

## **S1: FUNCTIONAL VOIDING DISORDERS (PART. 2)**

**Moderators: Jens Larsson (Sweden), Angela Downer (UK)**

**10:10 – 10:20 S1-4 (LO)**

### **SENS-U: VALIDATION OF A WEARABLE ULTRASONIC BLADDER MONITOR IN CHILDREN DURING URODYNAMIC STUDIES**

*P.G. VAN LEUTEREN<sup>1</sup>, R WOLTJER<sup>2</sup>, T.P.V.M. DE JONG<sup>3</sup> and P DIK<sup>1</sup>*

- 1 University Children's Hospitals UMC Utrecht, Department of Paediatric Urology, Utrecht, NETHERLANDS
- 2 Novioscan, Nijmegen, NETHERLANDS
- 3 University Children's Hospitals UMC Utrecht and AMC Amsterdam, Department of Paediatric Urology, Utrecht, NETHERLANDS

**10:20 – 10:30 S1-5 (LO)**

### **EXPLORING THE QUALITY OF TREATMENT FOR CHILDREN WITH DAYTIME INCONTINENCE**

*Anka NIEUWHOF-LEPPINK<sup>1</sup>, Paul VAN LEUTEREN<sup>2</sup>, Aart KLIJN<sup>2</sup>, Tom DE JONG<sup>2</sup> and Renkse SCHAPPIN<sup>3</sup>*

- 1 University Children's Hospitals, UMC Utrecht and AMC Amsterdam, Pediatric urology, psychology & social work, Utrecht, NETHERLANDS
- 2 University Children's Hospitals UMC Utrecht and AMC Amsterdam, Pediatric urology, Utrecht, NETHERLANDS
- 3 Wilhelmina Children's Hospital, University Medical Center Utrecht (UMCU), Psychology & social work, Utrecht, NETHERLANDS

**10:30 – 10:40 S1-6 (LO)**

### **STUDY OF ENURESIS IN CHILDREN WITH CLINICALLY SIGNIFICANT EMOTIONAL AND BEHAVIORAL PROBLEMS**

*Yoonhye JI<sup>1</sup>, Sanghee SHIN<sup>1</sup>, Ju Hee CHON<sup>2</sup>, Sang Woon KIM<sup>2</sup>, Young Seung LEE<sup>2</sup> and Sang Won HAN<sup>2</sup>*

- 1 Severance Children's Hospital, Yonsei University, Pediatric Bladder-Urethral Rehabilitation Clinic(Department of Pediatric Urology), Seoul, REPUBLIC OF KOREA
- 2 Severance Children's Hospital, Yonsei University, Department of Pediatric Urology, Seoul, REPUBLIC OF KOREA

10:40 – 10:50 **S1-7 (LO)**

### **A NEW METHOD OF GROUP TOILET TRAINING IN DAYCARE CENTERS**

*Tinne VAN AGGELPOEL<sup>1</sup>, Stefan DE WACHTER<sup>1</sup>, Hedwig NEELS<sup>2</sup> and Alexandra VERMANDEL<sup>1</sup>*

- 1 University Hospital Antwerp, Urology, Edegem, BELGIUM
- 2 Antwerp University, Faculty of Medicine and Health Sciences, Wilrijk, BELGIUM

10:50 – 10:55 **S1-8 (PP)**

### **SUPERHEROES ON THE TOILET**

*Ezgi ALTUN TANIL<sup>1</sup>, Sibel TIRYAKI<sup>2</sup>, Elif ERDOGDU AK<sup>2</sup>, Ibrahim ULMAN<sup>1</sup> and Ali AVANOGLU<sup>1</sup>*

- 1 Ege University, Pediatric Surgery Division of Pediatric Urology, Izmir, TURKEY
- 2 Ege University-Faculty of Medicine, Department of Pediatric Surgery, Division of Pediatric Urology, Izmir, TURKEY
- 3 Ege University, Pediatric Surgery, Izmir, TURKEY

11:00 – 12:00

### **WORKSHOP: "VOIDINGSCHOOL WITH GROUP DISCUSSION"**

12:00 – 12:40

## **S2: LOWER URINARY TRACT**

**Moderators: Lynne Bartlett (UK), Anneli Saarikoski (Finland)**

12:00 – 12:10 **S2-1 (LO)**

### **CASE REPORT-TEENAGE GIRL WITH FOWLERS SYNDROME**

*Helena EKDAHL<sup>1</sup>, Monika DOROSZKIEWICZ<sup>2</sup> and Gundela HOLMDAHL<sup>3</sup>*

- 1 The Queen Silvia Children's Hospital, Paediatric Urology, Göteborg, SWEDEN
- 2 The Queen Silvia Children's Hospital, Urotherapeutic unit, Göteborg, SWEDEN
- 3 The Queen Silvia Children's Hospital, Pediatric urology and urotherapeutic unit, Göteborg, SWEDEN

12:10 – 12:20 **S2-2 (LO)**

### **THE OUT-OF-ROUTINE URODYNAMIC STUDY IN A CAUDAL DUPLICATION CASE**

*Ezgi ALTUN TANIL<sup>1</sup>, Sibel TIRYAKI<sup>2</sup>, Ibrahim ULMAN<sup>1</sup> and Ali AVANOGLU<sup>1</sup>*

- 1 Ege University, Pediatric Surgery Division of Pediatric Urology, Izmir, TURKEY
- 2 Ege University-Faculty of Medicine, Department of Pediatric Surgery, Division of Pediatric Urology, Izmir, TURKEY

12:20 – 12:30 **S2-3 (LO)**

### **LONG-TERM OUTCOME OF SUPRAPUBIC MINITM BUTTON BLADDER DRAINAGE AS A SECOND-LINE OPTION TO URETHRAL CIC**

*Niamh GEOGHEGAN, Elizabeth COLTON, Nicholas MADDEN, Diane DE CALUWE, Nisha RAHMAN and Marie-Klaire FARRUGIA*

Chelsea & Westminster Hospital, Paediatric Urology, London, UNITED KINGDOM

12:30 – 12:40 **S2-4 (LO)**

## **SAFETY AND EFFICACY OF INTRAVESICAL GENTAMICIN THERAPY IN PAEDIATRIC PATIENTS WITH COMPLEX UROLOGICAL CONDITIONS**

*David KEENE<sup>1</sup>, Beverley WHITNALL<sup>2</sup> and Liz EDWARDS<sup>2</sup>*

- 1 Royal Manchester Children's Hospital, Paediatric Urology, Manchester, UNITED KINGDOM
- 2 Royal Manchester Children's Hospital, Department of Paediatric Urology, Manchester, UNITED KINGDOM

12:40 – 13:40 **LUNCH**

13:40 – 14:00

## **WELLSPECT GRANT 2018 PRESENTATION**

14:00 – 14:30

## **S3: MISCELLANEOUS**

**Moderators: Karen Kwak (Netherlands), Alexandra Vermandel (Belgium)**

14:00 – 14:10 **S3-1 (LO)**

### **MANAGEMENT OF KIDNEY REPLACEMENT TREATMENT IN BLADDER EXTROPHY**

*Gemma FERNÁNDEZ MALDONADO, Maria MUÑOZ PÉREZ, Marta CASADO CARRO, Esther FRANQUET BARNILS, Maria Teresa ALONSO TORRES and Sandra PÉREZ SANCHO*

Fundació Puigvert, Nurse, Barcelona, SPAIN

14:10 – 14:20 **S3-2 (LO)**

### **NURSING CARE PROCESS IN PEDIATRIC UROLITHIASIS AFTER ESWL**

*Gema FERNÁNDEZ MALDONADO, Maria MUÑOZ PÉREZ, Sandra PÉREZ SANCHO, Marta CASADO CARRO, Franquet Barnils ESTHER, Ana PALOMINO MARTÍNEZ and Alonso Torres MARIA TERESA*

Fundació Puigvert, Nurse, Barcelona, SPAIN

14:20 – 14:25 **S3-3 (PP)**

### **ANALYSIS OF STRUCTURED TRIAGE IN AN EMERGENCY SERVICE IN THIRD UROPEDIATRIC LEVEL MONOGRAPHIC CENTER**

*Berta SANS CALLEJO, Mireia PLANS MARCOBAL, M<sup>a</sup> Angels SALLEN T DÍAZ, Maite LÓPEZ GUERRERO, Gemma FERNÁNDEZ MALDONADO, Maria MUÑOZ PÉREZ and Maria Teresa ALONSO TORRES*

Fundació Puigvert, Nurse, Barcelona, SPAIN

14:30 – 14:50

## **S4: ADOLESCENT UROLOGY**

**Moderators: Karen Kwak (Netherlands), Alexandra Vermandel (Belgium)**

14:30 – 14:40 **S4-1 (LO)**

### **EXPERIENCES, WISHES AND NEEDS OF ADOLESCENTS IN TRANSITION**

*Femke GLAAP-ROEVEN, Karen KWAK, Jacqueline KNOLL and Robert DE GIER*

Radboud university hospital Nijmegen, Paediatric urology, Nijmegen, NETHERLANDS

14:40 – 14:50 **S4-2 (LO)**

### **DYNAMIC ROLE OF PUBLIC RELATION IN COUNSELLING OF GENDER IN ADOLESCENTS: ETHICS, EMOTIONS & MORALS IN INDIAN SCENARIO**

*Neeraj DIXIT, Shridhar GHAGANE and R.B. NERLI*

Department of Urology, KLES Kidney Foundation, KLES Dr. Prabhakar Kore Hospital & MRC, Belagavi, Ind, Department of Urology, Belagavi, INDIA

14:50 – 15:15 **COFFEE BREAK**

15:15 – 16:00

**AGM ESPU NURSES GROUP**

**Friday 13, April 2018**

**09:00 – 09:05**

**WELCOME**

*Jens Larsson, President ESPU N*

**09:05 – 09:50**

**EUROPERAN REFERENCE NETWORK: "A NEW COLLABORATION IN EUROPE ON RARE UROLOGICAL DISEASES"**

*Mrs Dalia Aminoff (Italy) ERN eUROGEN Board EURORDIS ePAG Representative*

**09:50 – 10:45**

**S5: NEUROPATHIC BLADDER**

**Moderators: Louiza Dale (UK), Babette Jatzkowski (Sweden)**

**09:50 – 10:00 S5-1 (LO)**

**EARLIER INTRODUCTION TO CIC PROVIDES BETTER COMPLIANCE IN SPINA BIFIDA PATIENTS**

*Ezgi ALTUN TANIL<sup>1</sup>, Sibel TIRYAKI<sup>2</sup>, Ali AVANOGLU<sup>1</sup> and Ibrahim ULMAN<sup>1</sup>*

- 1 Ege University, Pediatric Surgery Division of Pediatric Urology, Izmir, TURKEY
- 2 Ege University-Faculty of Medicine, Department of Pediatric Surgery, Division of Pediatric Urology, Izmir, TURKEY

**10:00 – 10:10 S5-2 (LO)**

**THE ANALYSIS OF URODYNAMIC STUDY OF CHILDREN WITH FILUM TERMINALE LIPOMA**

*Sang Hee SHIN<sup>1</sup>, Yoon Hye JI<sup>2</sup>, Sang Woon KIM<sup>3</sup>, Yong Seung LEE<sup>3</sup> and Sang Won HAN<sup>3</sup>*

- 1 Severance Children's Hospital, Yonsei university Health System, Department of pediatric urology (Bladder-urethral rehabilitation clinic), Seoul, REPUBLIC OF KOREA
- 2 Severance Children's Hospital, Yonsei University Health System, Department of Urology (Bladder-urethral Rehabilitation Clinic), Seoul, REPUBLIC OF KOREA
- 3 Urological Science Institute, Yonsei University of College of Medicine, Department of Urology, Seoul, REPUBLIC OF KOREA

**10:10 – 10:20 S5-3 (LO)**

**THE EARLY OUTCOMES OF THE ADVANCETM MALE SLING SYSTEM FOR PAEDIATRIC INCONTINENCE IN CHILDREN WITH SPINA BIFIDA.**

*Govish MUNBAUHAL, Alexander TURNER, Junaid ASHRAF and Ramnath SUBRAMANIAM*

*Leeds General Infirmary, Paediatric Urology, Leeds, UNITED KINGDOM*

**10:20 – 10:30 S5-4 (LO)**

**EXPERIENCE OF CONTINENCE CARE WITH PATIENTS AFTER PRENATAL MYELOMENINGOCELE (MMC) REPAIR**

*Anna GIAMBONINI*

*University Children's Hospital Zurich, APN Continence, Zurich, SWITZERLAND*

10:30 – 10:40 **S5-5 (LO)**

### **SIMPLE RECTAL ENEMA ALONE IS NOT SUFFICIENT FOR URODYNAMIC STUDIES IN SPINA BIFIDA PATIENTS**

*Ezgi ALTUN TANIL<sup>1</sup>, Sibel TIRYAKI<sup>2</sup>, Ibrahim ULMAN<sup>1</sup> and Ali AVANOGLU<sup>1</sup>*

1 Ege University, Pediatric Surgery Division of Pediatric Urology, Izmir, TURKEY

2 Ege University-Faculty of Medicine, Department of Pediatric Surgery, Division of Pediatric Urology, Izmir, TURKEY

10:40 – 10:45 **S5-6 (PP)**

### **LIVING WITH A MITROFANOFF: A GROUP APPROACH**

*Hannah COLLINS<sup>1</sup>, Ruth HURRELL<sup>1</sup>, Beverley WHITNALL<sup>2</sup>, Yvie MORLEY<sup>2</sup>, Raimondo CERVELLIONE<sup>2</sup> and David KEENE<sup>2</sup>*

1 Manchester University NHS Foundation Trust, Royal Manchester Children's Hospital, Paediatric Psychosocial Service, Manchester, UNITED KINGDOM

2 Manchester University NHS Foundation Trust, Royal Manchester Children's Hospital, Paediatric Urology, Manchester, UNITED KINGDOM

10:45 – 11:15 **COFFEE BREAK**

11:15 – 12:45

## **PRACTICAL SESSION**

### **TENS/PTNS**

*Louiza Dale (UK), Angela Downer (UK)*

### **BIOFEEDBACK/PELVIC FLOOR TRAINING**

*Lynne Bartlett (UK), Bridie Bessell (UK)*

### **ULTRASOUND OF THE BLADDER AND RECTUM**

*Tiina Pöyhiä (Finland), Jens Larsson (Sweden)*

12:45 – 12:50

### **CLOSING REMARKS**

*Jens Larsson, President ESPU N*

12:50

### **LUNCH and CONTINUING JOINT MEETING ESPU**











