



# 27<sup>th</sup> Congress of the ESPU

June 22-25<sup>th</sup> 2016

Harrogate, Yorkshire  
United Kingdom

Final Programme







# Content

<b>WORD OF WELCOME</b>	<b>2</b>	S13: DSD	55
<b>ABOUT HARROGATE</b>	<b>3</b>	S14: HYPOSPADIAS 1	57
<b>FLOOR PLAN</b>	<b>4</b>	S15: MISCELLANEOUS 2	59
<b>COMMITTEES</b>	<b>5</b>	S16: LUT DYSFUNCTION 1	60
<b>GENERAL INFORMATION</b>	<b>9</b>	LECTURE: 'PRIMARY NOCTURNAL ENURESIS: WHY DO TREATMENTS FAIL?'	62
<b>MEDALS &amp; HONORARY MEMBERS</b>	<b>10</b>	HIGHLIGHTS ON PREVIOUS DAY PROGRAMME	62
<b>ACKNOWLEDGEMENTS</b>	<b>11</b>	S17: LOWER URINARY TRACT 2	62
<b>EXHIBITORS</b>	<b>11</b>	LECTURE: 'RECONSTRUCTION OF CLOACAL MALFORMATIONS'	63
<b>2016 ESPU HONORARY MEMBERS</b>	<b>12</b>	PANEL: 'COMPLEX RECONSTRUCTION; COORDINATING OF COLECTERAL, UROLOGIC AND GYNECOLOGIC GOALS'	63
<b>PRESENTATION GUIDELINES</b>	<b>14</b>	S18: TRANSPLANTATION	64
<b>PROGRAMME AT A GLANCE</b>	<b>21</b>	S19: LAPAROSCOPY / ROBOTICS	65
<b>ESPU PROGRAMME</b>	<b>26</b>	PANEL: PYELOPLASTY: WHICH APPROACH? ROBOTIC, LAPAROSCOPIC, OR SIMPLY OPEN?	67
<b>ESPU – NURSES PROGRAMME</b>	<b>30</b>	SP3: SPECIAL SESSION – MY WORST COMPLICATIONS 2	68
<b>PARALLEL WORKSHOPS AND COURSES + ESPN PROGRAMME</b>	<b>32</b>	JPU EDUCATIONAL SESSION	68
<b>ESPU PROGRAMME SESSIONS</b>	<b>33</b>	HIGHLIGHTS ON PREVIOUS DAY PROGRAMME	68
S1: BASIC RESEARCH 1	33	S20: STONES & ENDOUROLOGY 1	69
LECTURE BASIC SCIENCE	35	S21: STONES & ENDOUROLOGY 2	70
S2: BASIC RESEARCH 2	35	PANEL: ENDOUROLOGY	71
S3: SATELLITE SESSION – CASE REPORTS	37	S22: NOCTURNAL ENURESIS	71
SP1: SPECIAL SESSION-TIPS & TRICKS	39	S23: OBSTRUCTION & HYDRONEPHROSIS	72
SH: HISTORY SESSION	40	S24: LUT DYSFUNCTION 2	73
S4: VESICoureTERAL REFLUX 1	41	S25: NEUROPATHIC BLADDER	74
S5: VESICoureTERAL REFLUX 2	43	S26: HYPOSPADIAS 2	76
S6: IMAGING & NEPHROLOGY	44	<b>VR: VIDEO ROOM</b>	<b>78</b>
S7: EXSTROPHY-EPISPADIAS COMPLEX	45	<b>ESPN</b>	<b>82</b>
S8: AUGMENTATION / DIVERSION	46	ESPN SESSION: WHERE PEDIATRIC NEPHROLOGISTS AND PEDIATRIC UROLOGISTS SHOULD JOIN FORCES?	82
SP2: SPECIAL SESSION – MY WORST COMPLICATIONS 1	47	ESPN SESSION: ENURESIS / VUR	82
JOHN DUCKETT LECTURE	48	<b>ESPU-NURSES PROGRAMME SESSIONS</b>	<b>83</b>
S9: PRENATAL UROLOGY	48	ESPUN S1: FUNCTIONAL VOIDING DISORDERS	83
HIGHLIGHTS OF BASIC SCIENCE	50	ESPUN S2: NEUROPATHIC BLADDER	85
S10: MISCELLANEOUS 1	50	ESPUN S3: ANOMALIES & ADOLESCENTS CARE	86
INVITED LOCAL LECTURE	51	ESPUN S4: LOWER URINARY TRACT	87
S11: TESTIS	51	ESPUN S5: MISCELLANEOUS 1	88
S12: LOWER URINARY TRACT 1	53	ESPUN S6: POSTERS	89
INDUSTRY SPONSORED SYMPOSIUM	54	ESPUN S7: MISCELLANEOUS 2	90



# Word of Welcome

Dear Members and Delegates,

It is our pleasure to welcome you all to Yorkshire – “God’s own county” in the United Kingdom. The ESPU congress is being held in the UK for the first time in 20 years, the last occasion being in London in 1996.

The 2016 annual ESPU meeting will be held from 22–25<sup>th</sup> June 2016 at the Harrogate International Convention Centre (HIC). Harrogate is an elegant spa town in North Yorkshire, which is widely regarded as offering amongst the best quality of life in the UK, being voted the happiest town in the country in a recent national poll. Harrogate hosted the first day of the Tour de France in 2014. Harrogate is close to the scenic countryside of the Yorkshire Dales National Park as well as many historic sites and beautiful historic houses and gardens. The town’s motto is ‘arx celebris fontibus’ which translates as ‘a citadel famous for its springs’, the first spring having been discovered in 1571.

On the scientific front, we are confident that the program will be stimulating and rewarding from an educational point of view. All the conference hotels are located within only a few minutes walk of the conference venue in the centre of town. There will be plenty of opportunities for relaxation and networking with friends from across the globe amidst the gardens and greenery of Harrogate in bloom. Enjoy a sumptuous afternoon tea in the internationally renowned Betty’s Café or a refreshing beer in a traditional English pub.

The social program will offer delegates and accompanying persons an opportunity to step inside the medieval city walls of York to visit one of the most historic cities in Europe. The magnificent Minster is the largest gothic cathedral in Northern Europe and York is steeped in history dating from Roman and Viking times. Other planned excursions include the Royal Horticultural Society’s beautiful gardens at Harlow Carr and Fountains Abbey – a World Heritage site.

We look forward to welcoming you all.

With best wishes

**Gianantonio Manzoni**

President, ESPU

**Ramnath Subramaniam**

Organising Chairman



# About Harrogate

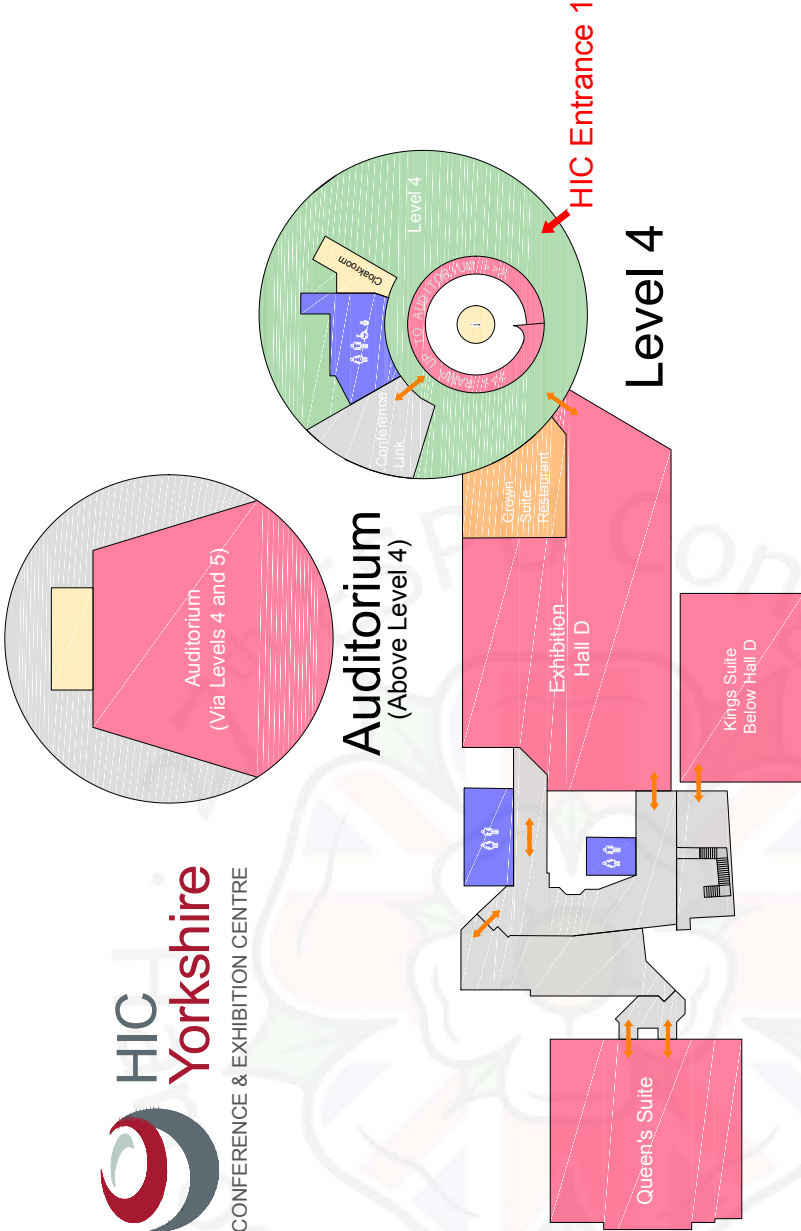
Harrogate is a spa town in North Yorkshire, England. Historically in the West Riding of Yorkshire, the town is a tourist destination and its visitor attractions include its spa waters and RHS Harlow Carr gardens. Nearby is the Yorkshire Dales national park and the Nidderdale AONB. Harrogate grew out of two smaller settlements, High Harrogate and Low Harrogate, in the 17<sup>th</sup> century. Since 2013, polls have consistently voted the town as "the happiest place to live" in Britain. In 2013 Harrogate was declared to be the third most romantic destination in the world, beating off rivals including Paris, Rome and Vienna.

Harrogate spa water contains iron, sulphur and common salt. The town became known as 'The English Spa' in the Georgian Era, after its waters were discovered in the 16<sup>th</sup> century. In the 17<sup>th</sup> and 18<sup>th</sup> centuries its 'chalybeate' waters (containing iron) were a popular health treatment, and the influx of wealthy but sickly visitors contributed significantly to the wealth of the town.

Harrogate railway station and Harrogate bus station in the town centre provide transport connections. Leeds Bradford International Airport is 10 miles (16 km) south-west of Harrogate. The main roads through the town are the A61, connecting Harrogate to Leeds and Ripon, and the A59, connecting the town to York and Skipton. Harrogate is also connected to Wetherby and the A1, by the A661. The town of Harrogate had a population of 71,594; the urban area comprising Harrogate and nearby Knaresborough had a population of 85,128, while the figure for the much wider Borough of Harrogate, comprising Harrogate, Knaresborough, Ripon and a large rural area, was 151,339.



# Floor Plan





# Committees

## ESPU Board

President	Gianantonio Manzoni
President elect	Guy Bogaert
Secretary	Serdar Tekgül
Treasurer	Emilio Merlini
Members	Ramnath Subramaniam (Chairman Educational Committee) Rita Gobet Alaa El-Ghoneimi (Scientific Secretary) Piet Hoebeke Christian Radmayr

## ESPU-N Board

President	Anka Nieuwhof-Leppink (Netherlands)
Secretary	Nathalie Fort (France)
Treasurer	Louiza Dale (Sweden)
Members	Birgitta Karanikas (Sweden) Karen Kwak (Netherlands) Lynne Bartlett (UK) Jens Larsson (Sweden)

## ESPU Scientific Committee Members

Alaa El Ghoneimi	France	ESPU / Scientific secretary
Serdar Tekgül	Turkey	ESPU / General secretary
Christian Radmayr	Austria	ESPU / Local organizer 2014
Ramnath Subramaniam	UK	ESPU / Educational Committee / Local organizer 2016
Radim Kocvara	Czech Republic	ESPU / Local organizer 2015 (Group 1)
Anju Goyal	UK	Group 2
Alexander Springer	Austria	Group 2
Naima Smeulders	UK	Group 3
Jorge Caffarati	Spain	Group 4



## Online Reviewers for “Clinical” Abstracts

### Group 1

Haytham Badawy	Egypt
Wouter Fetz	Netherlands
Pedro Lopez Pereira	Spain
Luis Braga	Canada
Raimund Stein	Germany

### Group 2

Haluk Emir	Turkey
Simona Gerocarni Nappo	Italy
Rita Gobet	Switzerland
Pedro-Jose Lopez	Chili

### Group 3

Goedele Beckers	Netherlands
Ana Bujons	Spain
Raimondo Maximilian Cervellione	UK
Sebastian Nicolae Ionescu	Romania
Annabel Paye-Jaouen	France

### Group 4

Margaret Baka-Ostrowska	Poland
Marco Castagnetti	Italy
Serkan Dogan	Turkey
Yves Heloury	Australia
Philippe Ravasse	France

## Online Reviewers for “Video” Abstracts

Alaa El Ghoneimi	France
Mohan Gundeti	USA
Marc David Leclair	France
Antonio Macedo	Brazil
Henning Olsen	Denmark





## Online Reviewers for “Basic Science” Abstracts

Darius Bagli	Canada
Berk Burgu	Turkey
Daniel Eberli	Switzerland
Magdalena Fossum	Sweden
Nicolas Kalfa	France
Agneta Nordenskjold	Sweden
Ram Subramaniam	UK
Hsi-Yang Wu	USA

## Educational Committee

Ramnath Subramaniam	UK
Berk Burgu	Turkey
Christian Radmayr	Austria
Marc-David Leclair	France
Marco Castagnetti	Italy
L. Henning Olsen	Denmark
Rafal Chrzan	Netherlands
Magdalena Fossum	Sweden
Raimund Stein	Germany
Radim Kocvara	Check Republic
Erik Van Laecke	Belgium
Marcel Drlik	Check Republic
Yazan Rawashdeh	Denmark



Save the date  
19-22 April, 2017

# BARCELONA

28th CONGRESS  
**EUROPEAN  
SOCIETY  
FOR PAEDIATRIC  
UROLOGY**

invited Society SIUP



Palau de Congressos de Catalunya  
[www.meeting2017.espu.org](http://www.meeting2017.espu.org)





# General Information

The Congress is accredited with the total of 18 European CME credits by ACME-UEMS

## Abstract e-book

You may pick up your abstract e-books on a USB from the Registration desk.

## Congress dates

Wednesday, June 22, 2016

Saturday, June 25 2016

## Congress Venue

### Harrogate International Centre

Kings Road  
Harrogate  
HG1 5LA

01423 500500 (main reception)

01423 537474 (sales team)

## Registration Opening Hours

Registration desks will be open on the following dates:

Wednesday, June 22, 2016 09:30–17:00

Thursday, June 2016 07:00–17:00

Friday, June 24 2016 07:00–17:00

Saturday, June 25 2016 07:00–13:30

## Congress Dinner

Date: Friday, June 24

Time: 19:00

Venue: Royal Hall (Next to HIC)

Dress Code: Formal.

Tickets are available for purchase from Registration Desk.

Ticket costs 100 Euro.

## Web site

For updated information regarding the congress, please visit the website:  
[www.meeting2016.espu.org](http://www.meeting2016.espu.org)

## Language

The official language of the Conference will be English.

## Climate

Harrogate's climate is classified as warm and temperate. There is significant rainfall throughout the year in Harrogate. The average temperature is 14,9 °C (57 F).

## Currency

The British Pound is the currency of United Kingdom. The currency code for Pounds is GBP, and the currency symbol is £. The exchange rate for 1 GBP is 1,32 Euro's and 1,47 USD.

## Exhibition

The Exhibition adjoining the 26<sup>th</sup> Annual Congress of ESPU will be held in the Hall D of HIC.

### Exhibition opening hours

Wednesday, June 22 13:30–16:30

Thursday, June 23 09:30–16:30

Friday, June 24 09:30–16:30

Saturday June 25 08:00–10:30

\* Please note that all exhibitors should be in their booth 30 minutes before the official opening hour.



# Medals & Honorary Members

## ESPU Honorary Members

Honorary members are members of ESPU who have given a distinguished service to the society and the specialty. They are nominated and appointed by the Board upon approval of general assembly. They receive a medal and framed certificate with the logo of the ESPU and the following inscription 'ESPU Honorary Member "year"'.

Honorary members become 'Members for Life'. They are entitled to all regular activities of the Society.

AMSTERDAM	1990	David Innes Williams
BEAUNE	1991	Jean Cendron
CAMBRIDGE	1992	Herbert Johnson
GOTHENBORG	1994	Jean Smellie
TOLEDO	1995	Sami Arap
LONDON	1996	Joe Cohen
ROME	1997	Francesco Pagano
SALZBURG	1998	Marcel Bettex
TOURS	2000	Barry O'Donnel
BUDAPEST	2002	József Toth
MADRID	2003	Ricardo Gonzales
REGENSBURG	2004	A Siegel and H. Mildenerger
UPSALA	2005	Gunar Grotte
ATHENS	2006	Philip Androulakakis
BRUGGE	2007	David Frank
NICE	2008	Irene Oesch
AMSTERDAM	2009	R. J. Scholtmeijer
ANTALYA	2010	Phillip G Ransley
COPENHAGEN	2011	Enrique Jeuriguizar
ZURICH	2012	Ulla Sillen
GENOA	2013	Paolo Caione
INNSBRUCK	2014	Marcus Riccabona
PRAGUE	2015	Göran Laeckgren



# Acknowledgements

## Main Sponsor



## Other Sponsors



## Exhibitors

COLOPLAST

---

COOK MEDICAL

---

KARLSTORZ

---

LABORIE MEDICAL

---

NOVIOSCAN

---

SPECIALTY EUROPEAN PHARMA

---

WELLSPECT

---



## 2016 ESPU Honorary Members

### Padraig (Pat) Malone

Pat graduated with honours and winner of the gold medal in surgery from University College Dublin. He gained a 1<sup>st</sup> honours BSc in anatomy/embryology, FRCSI and MCh for his research. He was Registrar in Paediatric Surgery at Our Lady's in Dublin and researched the use of laparoscopy in the management of impalpable UDT, winning The President's Prize of The Royal Academy of Medicine.

He moved to the UK in 1983 and was Registrar in Paediatric Surgery at Birmingham before moving to GOSH as Senior Registrar in 1986. He worked with Philip Ransley and Patrick Duffy who convinced him that the only path to follow was Paediatric Urology. He spent a period at the Institute of Urology with Christopher Woodhouse moving to Southampton in 1990.

He joined the ESPU at its inception in 1990 and served on the Board from 2002 and was its Treasurer 2004–2007. He supported David Frank in establishing the JP Urol and is currently an editor. He has edited 3 textbooks, written 27 chapters and 127 peer reviewed papers.

Pat retired from clinical practice in August 2014 and now spends his time with his family, playing golf and carving wood.




### David Thomas

Professor David Thomas graduated from the University of Cambridge and Guys Hospital London.

After completing his specialist training at the Hospital for Sick Children Great Ormond Street he was appointed to a consultant post in Leeds where he established a specialist Paediatric Urological service for the Yorkshire Region. In addition to a broad range of clinical research he undertook a programme of collaborative experimental research with Professor Southgate of York University. Academic awards include; Hunterian Professor Royal College of Surgeons of England, Honorary Professor of Paediatric Surgery University of Leeds, Visiting Professor Department of Biology University of York.

He has published three textbooks and was an Associate Editor of BJU International. Professor Thomas was a founding member of the ESPU and served as a member of the JCPU. He was the John Duckett Lecturer at the 20<sup>th</sup> annual conference in 2009. Although now retired from clinical practice, Professor Thomas continues to attend international meetings and remains actively involved in academic and medico legal practice. He and his wife live in Harrogate and enjoy walking and cycling in the beautiful countryside of North Yorkshire.





## John Duckett Lecture

Each year ESPU board decides on a Lecturer for the Duckett Lecture named after famous Paediatric Urologist John Duckett to recognize his contribution to increasing the collaboration between two continents in the field of Paediatric Urology. Traditionally an American and a European give the lecture in alternate years.

### Past Duckett Lecturers

REGENSBURG	2004	Michael Freeman
UPSALA	2005	Michael Mitchell
ATHENS	2006	Phillip G Ransley
BRUGGE	2007	Laurence Baskin
NICE	2008	Anthony Atala
AMSTERDAM	2009	David Thomas
ANTALYA	2010	Michael Ritchey
COPENHAGEN	2011	Ulla Sillen
ZURICH	2012	Craig Peters
GENOA	2013	Chris Woodhouse
INNSBRUCK	2014	Doug Canning
PRAGUE	2015	David Frank



# Presentation Guidelines

**Everybody needs to start his or her presentation with disclosure slide(s), addressing all actual, potential or possible conflict of interests.**

## A) Case Reports Presentation (CP) and Nurses Oral Presentation (OP) Guidelines

The quality of the meeting is extremely dependent on how you present your work.

**The ESPU Scientific Committee would like to remind you of a few key points:**

- Keep your introduction short.
- Do not exceed the time limits:
  - **Case Report Presentation (CP) – Doctors meeting:** 2 minutes for your presentation and 2 minutes for the discussion.
  - **Oral (O) – Nurses meeting:** 6 minutes for your presentation and 4 minutes for the discussion.
  - When you exceed this time limit you will be interrupted and asked to finish.
- Please note that only PowerPoint presentations are possible (there will be no slide projectors available).
- Do not use too many slides (max. 10 slides = 2 slides per minute)!
- Hand in your presentation at least 2 hours prior to the session at the Speakers' Service Centre.
- Familiarize yourself with the available equipment before your presentation starts!
- As in the previous years we will be very strict with the time of presentations (5 min for oral). Since we consider time for discussion as essential, you will be asked to conclude when your time is out.
- Abstracts will be presented in groups of 4–7, and then the discussion takes place with all the presenters at the podium.

## General Instructions Equipment Supplied

- Computer with PowerPoint for computerized slide presentation; no more than 10 slides are allowed.
- Laser pointer.
- Cordless tie microphone.

There will be no ordinary slide projectors just computerized slide presentation!

## Instructions

Date, time and place are listed on the enclosed letter. Please be present in the room 15 minutes prior to the start of the session. An abstract presenting author must attend the whole session in which he/she is scheduled.





## Guidelines on How to Prepare Powerpoint Slides

- PowerPoint versions accepted are from 2000 to 2016.
- Hand in your PowerPoint presentation on CD-ROM or preferably USB-Drive (USB-Stick) at least 2 hours prior to the start of the session at the Speakers' Service Centre.
- A technician will incorporate your presentation on the computer network that is used for the PowerPoint presentations in the different meeting rooms. A technician in the lecture room will start your presentation.
- Your presentation can be loaded on to the network without problems when it does not exceed 15 MB: larger files can cause problems!
- Accepted Fonts are the standard Windows fonts. If you use a non-standard (e.g. scientific symbols) font with your presentation, you should supply this non-standard font separately with your presentation. For a normal projection, the font size 24 is sufficient.
- Use computer resolution of 1920 × 1080 pixels (HD 1080i) if possible.
- Format your presentation in 16:9 ratio – adjust the 'Page Setup' menu – in PowerPoint 2007/2016, select the 16:9 slide preset, or in PowerPoint 2003 or earlier, enter a custom size of 27.9 cm by 15.7 cm (11 inches by 6.1875 inches). Please see more information here.
- Use embedded pictures, DO NOT use files linked to other files. Linked files will not show up in your presentation!

## Accepted Picture File Formats

- JPG
- GIF
- TIFF
- BMP
- PNG

## How to Determine the Legibility of the Text

For a 17-inch screen, stand 2 meters away. If you can see your presentation (slide + test) clearly (presentation 100% image) there shouldn't be problems seeing this presentation in a lecture room.

If you use a font size of 24, your test is readable at the back of the room.

Example: On a screen of 3.00 × 2.00 m, you can read the 24-font size at a distance of 20 m. If you use a bolder text, the legibility will improve.

### **Don't forget!**

Always make sure you bring a back up of your presentation!

All presenters must register to the meeting.





## B) Posters with Presentation (PP) Guidelines

The quality of the meeting is extremely dependent on the way you present your work.

**The ESPU scientific Committee would like to remind you of a few key points:**

- Make your poster visually interesting, but not over-elaborate.
- Put your poster on the assigned poster board in the ESPU Poster Area during the entire congress.
- Stick to an easy to understand format: usually abstract methods, results and conclusions.
- In addition to the poster you are allowed to give a:
  - **PP – Doctors meeting:** 3 minutes oral presentation followed by 3 minutes of discussion.
  - **PP – Nurses meeting:** 3 minutes oral presentation followed by 2 minutes of discussion.

## General Instructions

### Short Explanation on Abstract Sessions

Abstract sessions are interactive sessions that consist of poster and oral presentations. A poster presenter must put his poster on the assigned poster board in the ESPU Poster Area during the entire congress. During the session a poster-presenter present his or her abstract in a 3-minutes oral presentation followed by 3 or 2 minutes of interactive discussion with the audience.

Please note that moderators will be very strict with the time of presentations (3 min for poster).

Since we consider time for discussion as essential, you will be asked to conclude when your time is out. Abstracts will be presented in groups of 4–7, and then the discussion takes place with the presenters at the podium.

### Equipment Supplied

- Pushpins are available; please leave the pushpins on the board.
- Computer with Power Point for computerized slide presentation, no more than 6 slides are allowed!
- Laser pointer.
- Cordless tie microphone.
- There will be no ordinary slide projectors just computerized slide presentation!

### Instructions for Your Poster

**Please note the following information for the preparation of your poster:**

- Please prepare your poster to fit the dimensions below, it is recommended that poster be prepared on one sheet of cardboard. Alternatively presenters may display their material on several smaller sheets.
- The dimensions of the poster should not exceed 90 cm wide × 120 cm high.
- Poster display must be vertical (portrait).
- Allocate the top of the poster for the title and authors as stated on the submitted abstract.
- The text, illustrations, etc should be bold enough to be read from a distance of two meters (six feet).
- Double sided tape and technical equipment will be available for the mounting of posters. Staff will also be available to assist you.
- Please refer to the Final Program book that you will receive upon arrival at the Conference for the poster board number assigned to you.



- Please use the board with the same number.

Please mount your poster on the board assigned to you in the ESPU Poster Area at the beginning of the congress.

Please be present in the session room 15 minutes prior to the start of the session. An abstract presenter must attend the whole session in which he/she is scheduled. A maximum set of 6 slides (PowerPoint only) may be projected. Slides should be handed in at the Speakers' Service Centre at least 2 hours prior to the session.

## Do's

- DO prepare a sign at the top of your poster indicating the abstract number, title of the presentation and its authors and institutions. The lettering for this sign should be at least 2.5 cm high.
- DO use block lettering (at least 1.25 cm high) for other portions of your presentation to add emphasis and readability.
- DO post a reproduction of your abstract in the right upper corner of the board using a large type script (using Bulletin typewriter).
- DO make all illustrations beforehand. Keep illustrative material simple in using charts, graphs, drawings and pictures. Keep in mind that your illustrations must be read from a distance of about 1–1.5 m or more.
- DO use matte (silk) finish for photographs as this will help diminish problems.
- DO make captions brief, labels few and make both clear.
- DO make posters as self-explanatory as possible.
- DO provide descriptive handouts if useful to attendees.

## Dont's

- DO NOT mount poster on heavy board, thus avoiding hanging problems.
- DO NOT use projection equipment (projectors are not supplied).
- DO NOT write or paint on the poster board as background for your poster.
- DO NOT use sticky tape to mount poster material (this will damage the poster board).
- DO NOT use a horizontal (landscape) display format.



## Suggestions for the Construction of a Poster

**Some materials you may wish to use are:**

- Felt tip markers and pens.
- Construction paper in assorted colours (for borders etc., to give emphasis).
- Ribbon, string.
- You may wish to have handouts prepared to take with you to the meeting.

## Guidelines on How to Prepare Powerpoint Slides

- PowerPoint versions accepted are from 2000 to 2016.
- Hand in your PowerPoint presentation on CD-ROM or preferably USB-Drive (USB-Stick) at least 2 hours prior to the start of the session at the Speakers' Service Centre.
- A technician will incorporate your presentation on the computer network that is used for the PowerPoint presentations in the different meeting rooms. A technician in the lecture room will start your presentation.



- Your presentation can be loaded on to the network without problems when it does not exceed 15 MB: larger files can cause problems!
- Accepted Fonts are the standard Windows fonts. If you use a non-standard (e.g. scientific symbols) font with your presentation, you should supply this non-standard font separately with your presentation. For a normal projection, the font size 24 is sufficient.
- Use computer resolution of 1920 × 1080 pixels (HD 1080i) if possible.
- Format your presentation in 16:9 ratio – adjust the ‘Page Setup’ menu – in PowerPoint 2007/2016, select the 16:9 slide preset, or in PowerPoint 2003 or earlier, enter a custom size of 27.9 cm by 15.7 cm (11 inches by 6.1875 inches). Please see more information here.
- Use embedded pictures, DO NOT use files linked to other files. Linked files will not show up in your presentation!

## Accepted Picture File Formats

- JPG
- GIF
- TIFF
- BMP
- PNG

## How to Determine the Legibility of the Text

For a 17-inch screen, stand 2 meters away. If you can see your presentation (slide + test) clearly (presentation 100% image) there shouldn't be problems seeing this presentation in a lecture room.

If you use a font size of 24, your text is readable at the back of the room.

Example: On a screen of 3.00 × 2.00 m, you can read the 24-font size at a distance of 20 m. If you use a bolder text, the legibility will improve.

### **!** Don't forget!

Always make sure you bring a back up of your presentation!

All presenters must register to the meeting.

## C) Video Presentations (Vp) Guidelines Selected for Podium Presentation

The quality of the meeting is extremely dependent on how you present your work, and the **ESPU Scientific Committee would like to remind you of a few key points:**

- Do not give too long an introduction.
- Do not exceed the time limits: 5 minutes for presentation, 3 min discussion.
- Hand in your presentation at least 2 hours prior to the session at the Speakers' Service Centre.
- Please check the more detailed instructions enclosed.
- This year we will be very strict with the time of presentations (5 min for video).

Since we consider time for discussion as essential, you will be asked to conclude when your time is out. Selected videos will be presented during a podium session, and then the discussion takes place with the presenter at the podium.



## GENERAL INSTRUCTIONS EQUIPMENT SUPPLIED

- Computer.
- Laser pointer.
- Cordless tie microphone.

### Instructions

Date, time and place are listed on the enclosed letter. Please be present in the room 15 minutes prior to the start of the session. An abstract presenting author must attend the whole session in which he/she is scheduled.

Videos should be handed in at the Speakers' Service Centre at least 2 hours prior to the session!

### Guidelines on How to Prepare Videos

Hand in your Video presentation on CD-ROM, DVD or preferably USB-Drive (USB-Stick) at least 2 hours prior to the start of the session at the Speakers' Service Centre a technician will incorporate your presentation on the computer network that is used for the Video presentations in the different meeting rooms. A technician in the lecture room will start your presentation.

#### **Video files are allowed in the following formats**

- MP4
- AVI (MPEG2)
- WMV (Windows Media Video)
- MOV

**If possible use a 16:9 resolution of 1920 × 1080 pixels (HD 1080i).**

#### **Don't forget!**

Always make sure you bring a back up of your presentation!

All presenters must register to the meeting.



### D) Video Screen (Vs) Guidelines Selected for Video Room

Your submitted videos will be uploaded on computers in the video rooms. There they will be available for individual viewing during the whole congress.

#### **Video files are allowed in the following formats**

- MP4
- AVI (MPEG2)
- WMV (Windows Media Video)
- MOV

**If possible use a 16:9 resolution of 1920 × 1080 pixels (HD 1080i).**

Always make sure you bring a back up of your presentation!

All presenters must register to the meeting.



Save the date

# 14<sup>th</sup> ESPU Annual EDUCATIONAL COURSE

Saturday • October 22, 2016  
Rodos Palace Hotel - Rhodes, Greece

[www.espucourse2016.gr](http://www.espucourse2016.gr)

Conjunctly with the:  
23rd Congress of the  
Hellenic Urological Association (HUA)  
[www.huacongress2016.gr](http://www.huacongress2016.gr) | [www.huanet.gr](http://www.huanet.gr)





# Programme at a Glance

## Wednesday 22<sup>nd</sup>, June 2016

Auditorium		Queens Suite 1 (ESPU-Nurses)	
		Opening of Registration Desk	
9:30			
13:30	<b>S1 – BASIC RESEARCH 1</b> Moderators: Henning Olsen (Denmark), Berk Burgu (Turkey)	14:00	14:10 <b>Opening</b> Anka Nieuwhof
14:30	<b>Lecture Basic Science: "After years of reconstruction is now the time for regeneration"</b> Paolo De Coppi	14:10	16:00
14:50	Coffee Break		
15:15	<b>S2 – BASIC RESEARCH 2</b> Moderators: Dariusz Bagli (Canada), Magdalena Fossum (Sweden)		
15:15			<b>Importance of Record Keeping</b> Mr Andrew Andrews (UK)
16:15	<b>SP1 – Special Session: Tips &amp; Tricks</b> Moderator: Rita Gobet (Switzerland), Richard Rink (USA)		
17:15	<b>SH – HISTORY SESSION</b>		
19:00	<b>Opening Ceremony</b>		
		15:15	16:15 <b>Kings Suite</b> <b>S3 – Satellite Session: CASE REPORTS</b> Moderators: Yuri Rodin (Russia), Jorgen Thorup (Denmark)

## Thursday 23<sup>rd</sup>, June 2016

Auditorium		Queens Suite 1 (ESPU-Nurses)	
		Opening of Registration Desk	
7:00			
8:15	<b>Opening Remarks</b>	8:15	8:20 <b>Welcome</b>
8:20	<b>S4 – VESICOURETERAL REFLEX 1</b> Moderators: Alexander Springer (Austria), Stuart O' Toole (UK)	8:20	9:10 <b>Lecture: Antibiotics Resistance and Urinary Tracts Infections: Treatment and Management</b> Raimund Stein (Germany)



# Programme at a Glance

<b>Thursday 23<sup>rd</sup>, June 2016</b>	
	<b>Queens Suite 1 (ESPU-Nurses)</b>
	<b>ESPIN S1 – FUNCTIONAL VOIDING DISORDERS</b> Moderators: Jens Larsson (Sweden) & Christine Rhodes (UK)
	<b>ESPIN S2 – NEUROPATHIC BLADDER</b> Moderators: Louiza Dale (UK) & Babbet Jajkowski (Sweden)
	<b>ESPIN S3 – ANOMALIES &amp; ADOLESCENTS CARE</b> Moderators: Lynne Barlett (UK) & Nathalie Fort (France)
	<b>ES11 – TESTIS</b>
	<b>ES12 – UROLOGICAL ONCOLOGY</b>
	<b>ES13 – UROLOGICAL RECONSTRUCTION</b>
	<b>ES14 – UROLOGICAL TRANSPLANTATION</b>
	<b>ES15 – UROLOGICAL REPRODUCTION</b>
	<b>ES16 – UROLOGICAL INFECTIONS</b>
	<b>ES17 – UROLOGICAL DIAGNOSIS</b>
	<b>ES18 – UROLOGICAL THERAPY</b>
	<b>ES19 – UROLOGICAL EDUCATION</b>
	<b>ES20 – UROLOGICAL RESEARCH</b>
	<b>ES21 – UROLOGICAL HISTORY</b>
	<b>ES22 – UROLOGICAL FUTURE</b>
	<b>ES23 – UROLOGICAL SOCIETY</b>
	<b>ES24 – UROLOGICAL ARTS</b>
	<b>ES25 – UROLOGICAL LITERATURE</b>
	<b>ES26 – UROLOGICAL MUSIC</b>
	<b>ES27 – UROLOGICAL FILM</b>
	<b>ES28 – UROLOGICAL VIDEO</b>
	<b>ES29 – UROLOGICAL PHOTOGRAPHY</b>
	<b>ES30 – UROLOGICAL SCULPTURE</b>
	<b>ES31 – UROLOGICAL GARDENING</b>
	<b>ES32 – UROLOGICAL CHESS</b>
	<b>ES33 – UROLOGICAL BOARD GAMES</b>
	<b>ES34 – UROLOGICAL BOARD GAMES</b>
	<b>ES35 – UROLOGICAL BOARD GAMES</b>
	<b>ES36 – UROLOGICAL BOARD GAMES</b>
	<b>ES37 – UROLOGICAL BOARD GAMES</b>
	<b>ES38 – UROLOGICAL BOARD GAMES</b>
	<b>ES39 – UROLOGICAL BOARD GAMES</b>
	<b>ES40 – UROLOGICAL BOARD GAMES</b>
	<b>ES41 – UROLOGICAL BOARD GAMES</b>
	<b>ES42 – UROLOGICAL BOARD GAMES</b>
	<b>ES43 – UROLOGICAL BOARD GAMES</b>
	<b>ES44 – UROLOGICAL BOARD GAMES</b>
	<b>ES45 – UROLOGICAL BOARD GAMES</b>
	<b>ES46 – UROLOGICAL BOARD GAMES</b>
	<b>ES47 – UROLOGICAL BOARD GAMES</b>
	<b>ES48 – UROLOGICAL BOARD GAMES</b>
	<b>ES49 – UROLOGICAL BOARD GAMES</b>
	<b>ES50 – UROLOGICAL BOARD GAMES</b>
	<b>ES51 – UROLOGICAL BOARD GAMES</b>
	<b>ES52 – UROLOGICAL BOARD GAMES</b>
	<b>ES53 – UROLOGICAL BOARD GAMES</b>
	<b>ES54 – UROLOGICAL BOARD GAMES</b>
	<b>ES55 – UROLOGICAL BOARD GAMES</b>
	<b>ES56 – UROLOGICAL BOARD GAMES</b>
	<b>ES57 – UROLOGICAL BOARD GAMES</b>
	<b>ES58 – UROLOGICAL BOARD GAMES</b>
	<b>ES59 – UROLOGICAL BOARD GAMES</b>
	<b>ES60 – UROLOGICAL BOARD GAMES</b>
	<b>ES61 – UROLOGICAL BOARD GAMES</b>
	<b>ES62 – UROLOGICAL BOARD GAMES</b>
	<b>ES63 – UROLOGICAL BOARD GAMES</b>
	<b>ES64 – UROLOGICAL BOARD GAMES</b>
	<b>ES65 – UROLOGICAL BOARD GAMES</b>
	<b>ES66 – UROLOGICAL BOARD GAMES</b>
	<b>ES67 – UROLOGICAL BOARD GAMES</b>
	<b>ES68 – UROLOGICAL BOARD GAMES</b>
	<b>ES69 – UROLOGICAL BOARD GAMES</b>
	<b>ES70 – UROLOGICAL BOARD GAMES</b>
	<b>ES71 – UROLOGICAL BOARD GAMES</b>
	<b>ES72 – UROLOGICAL BOARD GAMES</b>
	<b>ES73 – UROLOGICAL BOARD GAMES</b>
	<b>ES74 – UROLOGICAL BOARD GAMES</b>
	<b>ES75 – UROLOGICAL BOARD GAMES</b>
	<b>ES76 – UROLOGICAL BOARD GAMES</b>
	<b>ES77 – UROLOGICAL BOARD GAMES</b>
	<b>ES78 – UROLOGICAL BOARD GAMES</b>
	<b>ES79 – UROLOGICAL BOARD GAMES</b>
	<b>ES80 – UROLOGICAL BOARD GAMES</b>
	<b>ES81 – UROLOGICAL BOARD GAMES</b>
	<b>ES82 – UROLOGICAL BOARD GAMES</b>
	<b>ES83 – UROLOGICAL BOARD GAMES</b>
	<b>ES84 – UROLOGICAL BOARD GAMES</b>
	<b>ES85 – UROLOGICAL BOARD GAMES</b>
	<b>ES86 – UROLOGICAL BOARD GAMES</b>
	<b>ES87 – UROLOGICAL BOARD GAMES</b>
	<b>ES88 – UROLOGICAL BOARD GAMES</b>
	<b>ES89 – UROLOGICAL BOARD GAMES</b>
	<b>ES90 – UROLOGICAL BOARD GAMES</b>
	<b>ES91 – UROLOGICAL BOARD GAMES</b>
	<b>ES92 – UROLOGICAL BOARD GAMES</b>
	<b>ES93 – UROLOGICAL BOARD GAMES</b>
	<b>ES94 – UROLOGICAL BOARD GAMES</b>
	<b>ES95 – UROLOGICAL BOARD GAMES</b>
	<b>ES96 – UROLOGICAL BOARD GAMES</b>
	<b>ES97 – UROLOGICAL BOARD GAMES</b>
	<b>ES98 – UROLOGICAL BOARD GAMES</b>
	<b>ES99 – UROLOGICAL BOARD GAMES</b>
	<b>ES100 – UROLOGICAL BOARD GAMES</b>
	<b>ES101 – UROLOGICAL BOARD GAMES</b>
	<b>ES102 – UROLOGICAL BOARD GAMES</b>
	<b>ES103 – UROLOGICAL BOARD GAMES</b>
	<b>ES104 – UROLOGICAL BOARD GAMES</b>
	<b>ES105 – UROLOGICAL BOARD GAMES</b>
	<b>ES106 – UROLOGICAL BOARD GAMES</b>
	<b>ES107 – UROLOGICAL BOARD GAMES</b>
	<b>ES108 – UROLOGICAL BOARD GAMES</b>
	<b>ES109 – UROLOGICAL BOARD GAMES</b>
	<b>ES110 – UROLOGICAL BOARD GAMES</b>
	<b>ES111 – UROLOGICAL BOARD GAMES</b>
	<b>ES112 – UROLOGICAL BOARD GAMES</b>
	<b>ES113 – UROLOGICAL BOARD GAMES</b>
	<b>ES114 – UROLOGICAL BOARD GAMES</b>
	<b>ES115 – UROLOGICAL BOARD GAMES</b>
	<b>ES116 – UROLOGICAL BOARD GAMES</b>
	<b>ES117 – UROLOGICAL BOARD GAMES</b>
	<b>ES118 – UROLOGICAL BOARD GAMES</b>
	<b>ES119 – UROLOGICAL BOARD GAMES</b>
	<b>ES120 – UROLOGICAL BOARD GAMES</b>
	<b>ES121 – UROLOGICAL BOARD GAMES</b>
	<b>ES122 – UROLOGICAL BOARD GAMES</b>
	<b>ES123 – UROLOGICAL BOARD GAMES</b>
	<b>ES124 – UROLOGICAL BOARD GAMES</b>
	<b>ES125 – UROLOGICAL BOARD GAMES</b>
	<b>ES126 – UROLOGICAL BOARD GAMES</b>
	<b>ES127 – UROLOGICAL BOARD GAMES</b>
	<b>ES128 – UROLOGICAL BOARD GAMES</b>
	<b>ES129 – UROLOGICAL BOARD GAMES</b>
	<b>ES130 – UROLOGICAL BOARD GAMES</b>
	<b>ES131 – UROLOGICAL BOARD GAMES</b>
	<b>ES132 – UROLOGICAL BOARD GAMES</b>
	<b>ES133 – UROLOGICAL BOARD GAMES</b>
	<b>ES134 – UROLOGICAL BOARD GAMES</b>
	<b>ES135 – UROLOGICAL BOARD GAMES</b>
	<b>ES136 – UROLOGICAL BOARD GAMES</b>
	<b>ES137 – UROLOGICAL BOARD GAMES</b>
	<b>ES138 – UROLOGICAL BOARD GAMES</b>
	<b>ES139 – UROLOGICAL BOARD GAMES</b>
	<b>ES140 – UROLOGICAL BOARD GAMES</b>
	<b>ES141 – UROLOGICAL BOARD GAMES</b>
	<b>ES142 – UROLOGICAL BOARD GAMES</b>
	<b>ES143 – UROLOGICAL BOARD GAMES</b>
	<b>ES144 – UROLOGICAL BOARD GAMES</b>
	<b>ES145 – UROLOGICAL BOARD GAMES</b>
	<b>ES146 – UROLOGICAL BOARD GAMES</b>
	<b>ES147 – UROLOGICAL BOARD GAMES</b>
	<b>ES148 – UROLOGICAL BOARD GAMES</b>
	<b>ES149 – UROLOGICAL BOARD GAMES</b>
	<b>ES150 – UROLOGICAL BOARD GAMES</b>
	<b>ES151 – UROLOGICAL BOARD GAMES</b>
	<b>ES152 – UROLOGICAL BOARD GAMES</b>
	<b>ES153 – UROLOGICAL BOARD GAMES</b>
	<b>ES154 – UROLOGICAL BOARD GAMES</b>
	<b>ES155 – UROLOGICAL BOARD GAMES</b>
	<b>ES156 – UROLOGICAL BOARD GAMES</b>
	<b>ES157 – UROLOGICAL BOARD GAMES</b>
	<b>ES158 – UROLOGICAL BOARD GAMES</b>
	<b>ES159 – UROLOGICAL BOARD GAMES</b>
	<b>ES160 – UROLOGICAL BOARD GAMES</b>
	<b>ES161 – UROLOGICAL BOARD GAMES</b>
	<b>ES162 – UROLOGICAL BOARD GAMES</b>
	<b>ES163 – UROLOGICAL BOARD GAMES</b>
	<b>ES164 – UROLOGICAL BOARD GAMES</b>
	<b>ES165 – UROLOGICAL BOARD GAMES</b>
	<b>ES166 – UROLOGICAL BOARD GAMES</b>
	<b>ES167 – UROLOGICAL BOARD GAMES</b>
	<b>ES168 – UROLOGICAL BOARD GAMES</b>
	<b>ES169 – UROLOGICAL BOARD GAMES</b>
	<b>ES170 – UROLOGICAL BOARD GAMES</b>
	<b>ES171 – UROLOGICAL BOARD GAMES</b>
	<b>ES172 – UROLOGICAL BOARD GAMES</b>
	<b>ES173 – UROLOGICAL BOARD GAMES</b>
	<b>ES174 – UROLOGICAL BOARD GAMES</b>
	<b>ES175 – UROLOGICAL BOARD GAMES</b>
	<b>ES176 – UROLOGICAL BOARD GAMES</b>
	<b>ES177 – UROLOGICAL BOARD GAMES</b>
	<b>ES178 – UROLOGICAL BOARD GAMES</b>
	<b>ES179 – UROLOGICAL BOARD GAMES</b>
	<b>ES180 – UROLOGICAL BOARD GAMES</b>
	<b>ES181 – UROLOGICAL BOARD GAMES</b>
	<b>ES182 – UROLOGICAL BOARD GAMES</b>
	<b>ES183 – UROLOGICAL BOARD GAMES</b>
	<b>ES184 – UROLOGICAL BOARD GAMES</b>
	<b>ES185 – UROLOGICAL BOARD GAMES</b>
	<b>ES186 – UROLOGICAL BOARD GAMES</b>
	<b>ES187 – UROLOGICAL BOARD GAMES</b>
	<b>ES188 – UROLOGICAL BOARD GAMES</b>
</	





# Programme at a Glance

17:00 - 17:30	<b>S12 – LOWER URINARY TRACT 1</b> Moderators: Goedele Beckers (Netherlands), Gillian Barker (Sweden)			
17:30 - 18:30	<b>Industry – Sponsored Symposium</b>			
<b>Friday 24<sup>th</sup>, June 2016</b>				
	<b>Auditorium</b>			<b>Queens Suite 1 (ESPU–Nurses)</b>
7:00	<b>Opening of Registration Desk</b>			
7:15 - 8:00	<b>Educational session: Ureto-Vesical Reimplantation</b> Moderator: Berk Burgu (Turkey) Open: Tom de Jong (Netherlands) Laparoscopy: Manuel Lopez (France)			
8:00 - 9:02	<b>S13 – DSD</b> Moderators: Piet Hoebeke (Belgium), Kajja Wolffbuttel (Netherlands)	9:00 - 9:05	<b>Opening</b>	
9:02 - 9:55	<b>S14 – HYPOSPADIAS 1</b> Moderators: Peter Cockow (UK), Luis Braga (Canada)	9:05 - 9:35	<b>ESPU S4 – LOWER URINARY TRACT</b> Moderators: Karen Kwak (NL) & Elke De Bruijne (Belgium)	
9:55 - 10:15	Coffee Break	9:35 - 10:05	<b>ESPU S5 – MISCELLANEOUS 1</b> Moderators: Karen Kwak (NL) & Elke De Bruijne (Belgium)	
10:15 - 11:03	<b>S15 – MISCELLANEOUS 2</b> Moderators: Ana Bujons (Spain), Emilio Merini (Italy)	10:05 - 10:20	<b>ESPU S6 – POSTERS</b> Moderators: Karen Kwak (NL) & Elke De Bruijne (Belgium)	<b>Kings Suite</b>
11:03 - 11:40	<b>S16 – LUT DYSFUNCTION 1</b> Moderators: Anju Goyal (UK), Anthony Caldamone (USA)	10:20 - 11:00	Coffee Break	10:30 - 11:30
11:40 - 12:00	<b>LECTURE: ‘Primary Nocturnal Enuresis: Why do treatments fail?’</b> Henri Lotfmann (France)	11:00 - 12:00	<b>Workshop: Physiotherapy and Paediatric Urology</b> Alexandra Vermandel & Kelly Van der Cruyssen (Belgium)	<b>Basic Science Workshop</b> Jenny Southgate (UK)
		12:00 - 12:20	<b>ESPU S7 – MISCELLANEOUS 2</b> Moderators: Brigitta Karantzas (Sweden) & Jo Seartes (UK)	



# Programme at a Glance

<b>Friday 24<sup>th</sup>, June 2016</b>		<b>Queens Suite 1 (ESPU-Nurses)</b>
12:00	13:00	Closing remarks
<b>Auditorium</b>		<b>Kings Suite</b>
12:00	13:00	14:30
13:00	13:40	Industry Sponsored Workshop
13:00	13:40	
13:40	14:24	
14:24	14:44	
14:44	15:14	
15:14	15:34	
15:34	16:04	
16:04	17:00	
17:00	17:30	
17:30	18:05	
19:00		
12:20	12:30	Lunch
12:30	13:30	Lunch
<b>Queens Suite 1 (ESPU-Nurses)</b>		
<b>Closing remarks</b>		
<b>Lunch</b>		
<b>Highlights on Previous Day Programme (ESPU Group of Young Paediatric Urologists)</b>		
Milan Gopal (UK)		
<b>S17 – LOWER URINARY TRACT 2</b>		
Moderators: Naïma Smeulders (UK), Wouter Feitz (Netherlands)		
<b>Lecture:</b>		
"Reconstruction of cloacal malformations" Marc Levitt (USA)		
<b>Panel:</b>		
<b>'COMPLEX RECONSTRUCTION: COORDINATING OF COLICETERAL, UROLOGIC AND GYNECOLOGIC GOALS'</b>		
Moderator: Ram Subramaniam (UK)		
Panelists: Yves Algrain (France), Ivo de Blaauw (Netherlands), Marc Levitt (USA)		
<b>ESPN SESSION</b>		
<b>WHERE PEDIATRIC NEPHROLOGISTS AND PEDIATRIC UROLOGISTS SHOULD JOIN FORCES?</b>		
Chairs: G. Bogaert & G. Montini		
14:24 S. Weber		
14:49 N. Ahmad		
Genetics of congenital anomalies of kidney and urinary tract (CAKUT)		
Surgical aspects of renal transplantation in small children		
<b>Coffee Break</b>		
<b>S18 – TRANSPLANTATION</b>		
Moderators: Alun Williams (UK), Stefanie Weber (Germany – ESPN)		
<b>S19 – LAPAROSCOPY / ROBOTICS</b>		
Moderators: Harish Chandran (UK), Badawy Haytham (Egypt)		
<b>Panel:</b>		
<b>PYELOPLASTY: WHICH APPROACH? ROBOTIC, LAPAROSCOPIC, OR SIMPLY OPEN?</b>		
Moderator: G. Manzoni (Italy), Panelists: Alaa El Ghoneimi – Laparoscopy (France), Henning Olsen – Robotics (Denmark), Anthony Caldamone – Open Surgery (USA)		
<b>SP3 – Special Session</b>		
<b>'My Worst Complication 2'</b>		
Moderator: Alaa El Ghoneimi (France), Mike O'Brien (Australia)		
<b>Gala Dinner</b>		



# Programme at a Glance

		Saturday 25 <sup>th</sup> , June 2016		Queens Suite 1	
		Auditorium		Opening of Registration Desk	
7:00					
7:15	8:00	JPU Educational Session			
8:00	8:10	Highlights on Previous Day Programme (ESPU Group of Young Paediatric Urologists) Christa Strasser (Austria)			
8:10	8:45	<b>S20 – STONES &amp; ENDOUROLOGY 1</b> Moderators: Haluk Emir (Turkey), Radim Kovara (Czech Republic)			
8:45	9:30	<b>S21 – STONES &amp; ENDOUROLOGY 2</b> Moderators: Annabel Paye-Jaouen (France), Rafal Chrzastan (Netherlands)			
9:30	10:00	<b>Panel: ENDOUROLOGY</b> Moderator: Serdar Tekgül (Turkey) Panelists: Seif Hamdy (Egypt), Sajid Sultan (Pakistan), Serkan Dogan (Turkey)			
10:00	10:20	Coffee break			
10:20	10:44	<b>S22 – NOCTURNAL ENURESIS</b> Moderators: Guy Bogaerts (Belgium), Soren Rittig (Denmark – ESPN)			
10:44	11:32	<b>S23 – OBSTRUCTION &amp; HYDRONEPHROSIS</b> Moderators: Marcel Driik (Czech Republic), Elena Levchenko (Belgium – ESPN)			
11:32	12:08	<b>S24 – LUT DYSFUNCTION 2</b> Moderators: Erik Van Laecke (Belgium), Margit Fisch (Germany)			
12:08	12:56	<b>S25 – NEUROPATHIC BLADDER</b> Moderators: Antonio Macedo (Brazil), Raimund Stein (Germany)			
12:56	13:44	<b>S26 – HYPOSPADIAS 2</b> Moderators: Marco Castagnetti (Italy), Pedro Lopez Pereira (Spain)			
13:44	14:10	<b>Prizes and Closure</b>			

**ESPN SESSION ENURESIS / VUR**

8:30 S. Rittig

9:00 E. van Laecke

9:30 G. Montini

Chairs: Marteen van der Heijikant & Serdar Tekgül

Nephrologic aspects of nocturnal enuresis

Are sleep disorders just comorbidities in nocturnal enuresis?

How to PREDICT utility of AB prophylaxis in children with vesico-ureteric reflux



# ESPU Programme

## Wednesday 22, June 2016

09:30		<b>Opening of Registration Desk</b>
13:30 – 14:30	<b>S1:</b>	<b>BASIC RESEARCH 1</b> <i>Moderators: Henning Olsen (Denmark), Berk Burgu (Turkey)</i>
14:30 – 14:50		<b>Lecture Basic Science: "After years of reconstruction is now the time for regeneration"</b> <i>Paolo De Coppi</i>
14:50 – 15:15		<b>Coffee Break</b>
15:15 – 16:15	<b>S2:</b>	<b>BASIC RESEARCH 2</b> <i>Moderators: Darius Bagli (Canada), Magdalena Fossum (Sweden)</i>
15:15 – 16:15	<b>S3:</b>	<b>Satellite session – CASE REPORTS</b> <i>Moderators: Jorgen Thorup (Denmark), Yuri Rudin (Russia)</i>
16:15 – 17:15	<b>SP1:</b>	<b>Special Session – TIPS &amp; TRICKS</b> <i>Moderators: Rita Gobet (Switzerland), Richard Rink (USA)</i>
17:15 – 18:40	<b>SH:</b>	<b>HISTORY SESSION</b>
19:00		<b>Opening Ceremony</b>

## Thursday 23, June 2016

07:00		<b>Opening of Registration Desk</b>
08:15 – 08:20		<b>Opening Remarks</b>
08:20 – 09:08	<b>S4:</b>	<b>VESICoureTERAL REFLUX 1</b> <i>Moderators: Alexander Springer (Austria), Stuart O'Toole (UK)</i>
09:08 – 09:40	<b>S5:</b>	<b>VESICoureTERAL REFLUX 2</b> <i>Moderators: Josef Oswald (Austria), Gundela Holmdahl (Sweden)</i>
09:40 – 10:22	<b>S6:</b>	<b>IMAGING &amp; NEPHROLOGY</b> <i>Moderators: Baka-Ostrowska (Poland), Dorothea Rohrmann (Germany)</i>
10:22 – 10:42		<b>Coffee Break</b>
10:42 – 11:24	<b>S7:</b>	<b>EXSTROPHY-EPISPADIAS COMPLEX</b> <i>Moderators: Max Cervellione (UK), Marc David Leclair (France)</i>
11:24 – 11:56	<b>S8:</b>	<b>AUGMENTATION / DIVERSION</b> <i>Moderators: Mark Cain (USA), Yazan Rawasdeh (Denmark)</i>



- 11:56 – 12:30 **SP2: Special Session – MY WORST COMPLICATIONS 1**  
*Moderators: Simona Gerocarni Nappo (Italy), Wolfgang Rösch (Germany)*
- 12:30 – 12:50 **John Duckett Lecture**  
*Richard Rink (USA)*
- 12:50 – 13:50 **Lunch**
- 13:50 – 14:32 **S9: PRENATAL UROLOGY**  
*Moderators: Anthony Herndon (USA), Abraham Cherian (UK)*
- 14:32 – 14:42 **Highlights of Basic Science**
- 14:42 – 15:20 **S10: MISCELLANEOUS 1**  
*Moderators: Yong Seung Lee (Republic of Korea), Tom de Jong (Netherlands)*
- 15:20 – 15:40 **Invited Local Lecture "Welcome to Yorkshire"**  
*Sir Gary Verity (UK)*
- 15:40 – 16:00 **Coffee Break**
- 16:00 – 17:00 **S11: TESTIS**  
*Moderators: Christian Radmayr (Austria), Philippe Ravasse (France)*
- 17:00 – 17:30 **S12: LOWER URINARY TRACT 1**  
*Moderators: Goedele Beckers (Netherlands), Gillian Barker (Sweden)*
- 17:30 – 18:30 **Industry – Sponsored Symposium**



## Friday 24, June 2016

07:00	<b>Opening of Registration Desk</b>
07:15 – 08:00	<b>Educational session: URETO-VESICAL REIMPLANTATION</b> <i>Moderator: Berk Burgu (Turkey)</i> Open: Tom de Jong (Netherlands) Laparoscopy: Manuel Lopez (France)
08:00 – 09:02	<b>S13: DSD</b> <i>Moderators: Piet Hoebeke (Belgium), Katja Wolfenbuttel (Netherlands)</i>
09:02 – 09:55	<b>S14: HYPOSPADIAS 1</b> <i>Moderators: Peter Cuckow (UK), Luis Braga (Canada)</i>
09:55 – 10:15	<b>Coffee Break</b>
10:15 – 11:03	<b>S15: MISCELLANEOUS 2</b> <i>Moderators: Ana Bujons (Spain), Emilio Merlini (Italy)</i>
11:03 – 11:40	<b>S16: LUT DYSFUNCTION 1</b> <i>Moderators: Anju Goyal (UK), Anthony Caldamone (USA)</i>
11:40 – 12:00	<b>LECTURE: "Primary Nocturnal Enuresis: Why do treatments fail?"</b> <i>Henri Lottmann (France)</i>
12:00 – 13:00	<b>GA</b>
13:00 – 13:30	<b>Lunch</b>
13:30 – 13:40	<b>Highlights on Previous Day Programme (ESPU Group of Young Paediatric Urologists)</b> <i>Milan Gopal (UK)</i>
13:40 – 14:24	<b>S17: LOWER URINARY TRACT 2</b> <i>Moderators: Naima Smeulders (UK), Wouter Fetz (Netherlands)</i>
14:24 – 14:44	<b>Lecture: "Reconstruction of cloacal malformations"</b> <i>Marc Levitt (USA)</i>
14:44 – 15:14	<b>Panel: "COMPLEX RECONSTRUCTION; COORDINATING OF COLOCTERAL, UROLOGIC AND GYNECOLOGIC GOALS"</b> <i>Moderator: Ram Subramaniam (UK)</i> Panelists: Yves Aigrain (France), Ivo de Blaauw (Netherlands), Marc Levitt (USA)
15:14 – 15:34	<b>Coffee Break</b>
15:34 – 16:04	<b>S18: TRANSPLANTATION</b> <i>Moderators: Alun Williams (UK), Stefanie Weber (Germany – ESPN)</i>
16:04 – 17:00	<b>S19: LAPAROSCOPY / ROBOTICS</b> <i>Moderators: Harish Chandran (UK), Badawy Haytham (Egypt)</i>
17:00 – 17:30	<b>Panel: "PYELOPLASTY: WHICH APPROACH? ROBOTIC, LAPAROSCOPIC, OR SIMPLY OPEN?"</b> <i>Moderator: G. Manzoni (Italy)</i> Panelists: Alaa El Ghoneimi – Laparoscopy (France), Henning Olsen – Robotics (Denmark), Anthony Caldamone – Open Surgery (USA)
17:30 – 18:05	<b>SP3: Special Session – MY WORST COMPLICATIONS 2</b> <i>Moderators: Alaa El Ghoneimi (France), Mike O'Brien (Australia)</i>
19:00	<b>Gala Dinner</b>



## Saturday 25, June 2016

07:00	<b>Opening of Registration Desk</b>
07:15 – 08:00	<b>JPU Educational Session</b>
08:00 – 08:10	<b>Highlights on Previous Day Programme (ESPU Group of Young Paediatric Urologists)</b> <i>Christa Strasser (Austria)</i>
08:10 – 08:45	<b>S20: STONES &amp; ENDOUROLOGY 1</b> <i>Moderators: Haluk Emir (Turkey), Radim Kocvara (Czech Republic)</i>
08:45 – 09:30	<b>S21: STONES &amp; ENDOUROLOGY 2</b> <i>Moderators: Annabel Paye-Jaouen (France), Rafal Chrzan (Netherlands)</i>
09:30 – 10:00	<b>Panel: ENDOUROLOGY</b> <i>Moderator Serdar Tekgül (Turkey)</i> <i>Panelists: Seif Hamdy (Egypt), Sajid Sultan (Pakistan), Serkan Dogan (Turkey)</i>
10:00 – 10:20	<b>Coffee break</b>
10:20 – 10:44	<b>S22: NOCTURNAL ENURESIS</b> <i>Moderators: Guy Bogaerts (Belgium), Søren Rittig (Denmark – ESPN)</i>
10:44 – 11:32	<b>S23: OBSTRUCTION &amp; HYDRONEPHROSIS</b> <i>Moderators: Marcel Drlík (Czech Republic), Elena Levtchenko (Belgium – ESPN)</i>
11:32 – 12:08	<b>S24: LUT DYSFUNCTION 2</b> <i>Moderators: Erik Van Laecke (Belgium), Margit Fisch (Germany)</i>
12:08 – 12:56	<b>S25: NEUROPATHIC BLADDER</b> <i>Moderators: Antonio Macedo (Brazil), Raimund Stein (Germany)</i>
12:56 – 13:44	<b>S26: HYPOSPADIAS 2</b> <i>Moderators: Pedro Lopez Pereira (Spain), Marco Castagnetti (Italy)</i>
13:44 – 14:10	<b>Prizes and Closure</b>
	<b>VR: VIDEO ROOM</b>



# ESPU – Nurses Programme

## Wednesday 22, June 2016

09:30 – 18:50	<b>Opening of Registration Desk</b>
14:00 – 14:10	<b>Opening</b> <i>Anka Nieuwhof, President ESPU N</i>
14:10 – 16:00	<b>Opening Course: IMPORTANCE OF RECORD KEEPING</b> <i>Guest speaker: Mr Andrew Andrews MBE – Barrister, Bond Solon, Health and Social Care Director</i>
19:00 – 21:00	<b>Opening Ceremony</b>

## Thursday 23, June 2016

07:00 – 18:30	<b>Opening of Registration Desk</b>
08:15 – 08:20	<b>Welcome</b> <i>Anka Nieuwhof, President ESPU N</i>
08:20 – 09:10	<b>Keynote Lecture: ANTIBIOTICS RESISTANCE AND URINARY TRACTS INFECTIONS; TREATMENT AND MANAGEMENT</b> <i>Prof. Dr. Raimund Stein, Direktor des Zentrums für Kinder- und Jugendurologie, Universitätsklinikum Mannheim</i>
09:10 – 10:40	<b>ESPUN S1: FUNCTIONAL VOIDING DISORDERS</b> <i>Moderators: Jens Larsson (Sweden) &amp; Christine Rhodes (UK)</i>
10:40 – 11:00	<b>Coffee Break</b>
11:00 – 11:25	<b>Keynote Lecture and Panel Discussion: EFFECTIVENESS OF UROTHERAPY AND SPECIFIC INTERVENTIONS</b> <i>Dr Hanny Cobussen (NL)</i>
11:25 – 12:00	<b>Panel Discussion: WHAT IS UROTHERAPY?</b> <i>Dr Hanny Cobussen, Anka Nieuwhof (NL) &amp; Ellen Janhsen (Germany)</i>
12:00 – 12:50	<b>ESPUN S2: NEUROPATHIC BLADDER</b> <i>Moderators: Louiza Dale (UK) &amp; Babbet Jatkowski (Sweden)</i>
12:50 – 13:50	<b>Lunch</b>
13:50 – 14:50	<b>Workshop: TREATMENT OF CHRONIC CONSTIPATION: NURSES INTERVENTIONS</b> <i>Brenda Cheer, Paediatric Specialist Continence Nurse at ERIC (Education and Resources for Improving Childhood Continence – UNITED KINGDOM)</i>
14:50 – 15:30	<b>ESPUN S3: ANOMALIES &amp; ADOLESCENTS CARE</b> <i>Moderators: Lynne Bartlett (UK) &amp; Nathalie Fort (France)</i>
15:30 – 16:10	<b>Coffee Break</b>
16:10 – 17:00	<b>AGM</b>





## Friday 24, June 2016

07:00 – 18:30	<b>Opening of Registration Desk</b>
09:00 – 09:05	<b>Opening</b>
09:05 – 09:35	<b>ESPUN S4: LOWER URINARY TRACT</b> <i>Moderators: Karen Kwak (NL) &amp; Elke De Bruijne (Belgium)</i>
09:35 – 10:05	<b>ESPUN S5: MISCELLANEOUS 1</b> <i>Moderators: Karen Kwak (NL) &amp; Elke De Bruijne (Belgium)</i>
10:05 – 10:20	<b>ESPUN S6: POSTERS</b> <i>Moderators: Karen Kwak (NL) &amp; Elke De Bruijne (Belgium)</i>
10:20 – 11:00	<b>Coffee Break</b>
11:00 – 12:00	<b>Workshop: PHYSIOTHERAPY AND PEDIATRIC UROLOGY</b> <i>Prof. Alexandra Vermandel &amp; Kelly Van der Cruyssen (University Hospital Antwerp, Urology – BELGIUM)</i>
12:00 – 12:20	<b>ESPUN S7: MISCELLANEOUS 2</b> <i>Moderators: Brigitta Karanikas (Sweden) &amp; Jo Searles (UK)</i>
12:20 – 12:30	<b>Closing remarks</b> <i>Anka Nieuwhof, President ESPU N</i>
12:30 – 13:30	<b>Lunch</b>



# Parallel Workshops and Courses + ESPN Programme

## Friday 24, June 2016

10:30 – 11:30

### **Basic Science Workshop**

*Jenny Southgate (UK)*

13:30 – 14:30

### **Industry Sponsored Workshop**

14:24 – 15:14

### **ESPN SESSION: WHERE PEDIATRIC NEPHROLOGISTS AND PEDIATRIC UROLOGISTS SHOULD JOIN FORCES?**

*Chairs: G. Bogaert & G. Montini*

14:24 – S. Weber: Genetics of congenital anomalies of kidney and urinary tract (CAKUT)

14:49 – N. Ahmad: Surgical aspects of renal transplantation in small children

## Saturday 25, June 2016

08:30 – 10:00

### **ESPN SESSION: ENURESIS / VUR**

*Chairs: Marleen van der Heijck & Serdar Tekgül*

8:30 – S. Rittig: Nephrologic aspects of nocturnal enuresis

9:00 – E. van Laecke: Are sleep disorders just comorbidities in nocturnal enuresis?

9:30 – G. Montini: How to PREDICT utility of AB prophylaxis in children with vesico-ureteric reflux





# ESPU Programme Sessions

**ESPU Meeting on Wednesday 22, June 2016, 13:30 – 14:30**

## **S1: BASIC RESEARCH 1**

**Moderators: Henning Olsen (Denmark), Berk Burgu (Turkey)**

**13:30 – 13:33 S1-1 (PP)**

### **A COMPREHENSIVE ATLAS OF THE ADULT MOUSE PENIS**

*Tiffany PHILLIPS*

University of Melbourne, Biosciences 4 Genetics, Genomics, and Development, Parkville, AUSTRALIA

**13:33 – 13:36 S1-2 (PP)**

### **THE UNSOLVED PUZZLE OF GENETICS AND HYOSPADIAS: A TARGETED DSD SCREEN FOR IDENTIFYING CAUSATIVE VARIANTS IN HYOSPADIAS**

*Aurore BOUTY<sup>1</sup>, Katie Louise AYERS<sup>2</sup>, Stefanie EGGERS<sup>2</sup>, Yves HELOURY<sup>3</sup>, I ATTA<sup>4</sup>, J RAZA<sup>5</sup>, A.Z JUNIARTO<sup>6</sup>, S.M FARADZ<sup>6</sup> and Andrew SINCLAIR<sup>7</sup>*

- 1 Royal Children's Hospital, \*Urology, Parkville, AUSTRALIA
- 2 Murdoch children's research institute, Molecular development, Parkville, AUSTRALIA
- 3 Royal Children's Hospital, Urology, Parkville, AUSTRALIA
- 4 National Institute of Child Health, Department of Paediatric Medicine, Unit II, Karachi, PAKISTAN
- 5 National Institute of Child Health, Karachi, Department of Paediatric Medicine, Unit II, Karachi, PAKISTAN
- 6 Faculty of Medicine Diponegoro University (FMDU), Centre for Biomedical Research, Semarang, INDONESIA
- 7 Murdoch children' research institute, Molecular development, Parkville, AUSTRALIA

**13:36 – 13:39 S1-3 (PP)**

### **RECURRENT INTRAGENIC DUPLICATION WITHIN THE NR5A1 GENE AND SEVERE POSTERIOR HYOSPADIAS**

*Mathieu PEYCELON<sup>1</sup>, Lamisse MANSOUR-HENDILI<sup>2</sup>, Capucine HYON<sup>3</sup>, Nathalie COLLOT<sup>2</sup>, Muriel HOUANG<sup>4</sup>, Marie LEGENDRE<sup>3</sup>, Maud CHABAUD<sup>5</sup>, Marie-Dominique BOUVIER<sup>4</sup>, George AUDRY<sup>7</sup>, Serge AMSELEM<sup>3</sup> and Jean-Pierre SIFFROI<sup>3</sup>*

- 1 Robert-Debré University Hospital, AP-HP; Université Paris Diderot, Sorbonne Paris Cité, Pediatric Surgery and Urology, Paris, FRANCE
- 2 Hôpital Armand-Trousseau, APHP, Genetics, Paris, FRANCE
- 3 Hôpital Armand-Trousseau, APHP; INSERM UMP\_S933; Sorbonne Universités, UPMC Univ Paris 06, Genetics, Paris, FRANCE
- 4 Hôpital Armand-Trousseau, APHP, Endocrinology Functional Explorations, Paris, FRANCE
- 5 Hôpital Armand-Trousseau, APHP, Pediatric Surgery, Paris, FRANCE
- 6 Hôpital Armand-Trousseau, APHP, Pediatric Radiology, Paris, FRANCE
- 7 Hôpital Armand-Trousseau, APHP; Sorbonne Universités, UPMC Univ Paris 06, Pediatric Surgery, Paris, FRANCE



13:39 – 13:42 S1-4 (PP)

### THE CHANGING ROLE OF CALCIUM SENSITIZATION AND ITS RELATED PATHWAY DURING THE DEVELOPMENT OF BLADDER FUNCTION

Kwanjin PARK, Jung Keun LEE and Young Jae IM

Seoul National University Hospital, Urology, Seoul, REPUBLIC OF KOREA

13:42 – 13:56 Discussion

13:56 – 13:59 S1-5 (PP)

### "SOMETIMES A SHAM IS JUST A SHAM" – WHY THE RODENT MODEL OF PARTIAL BLADDER OUTLET OBSTRUCTION NEEDS ADJUSTMENT

Martin SIDLER<sup>1</sup>, Karen AITKEN<sup>2</sup>, Janet JIANG<sup>3</sup>, Dominika BIJOS<sup>4</sup> and Darius BAGLI<sup>1</sup>

1 The Hospital for Sick Children, Urology, Toronto, CANADA

2 The Hospital for Sick Children, Research Institute, Developmental and Stem Cell Biology, Toronto, CANADA

3 The Hospital for Sick Children, Research Institute, Developmental and Stem Cell Biology, Toronto, CANADA

4 University of Bristol, Department and Physiology and Pharmacology, Bristol, UNITED KINGDOM

13:59 – 14:02 S1-6 (PP)

### LONG AND STRONG: STEM CELL POTENTIAL IN UROTHELIAL CELLS FROM BLADDER WASHES

Magdalena FOSSUM<sup>1</sup>, Clara Ibel CHAMORRO JIMENEZ<sup>2</sup>, Asghar MUHAMMAD<sup>3</sup>, Said ZEIAI<sup>1</sup>, Agneta NORDESKJÖLD<sup>1</sup> and Anna FÄRNERT<sup>4</sup>

1 Karolinska University Hospital and Karolinska Institute, Department of Paediatric Surgery, Astrid Lindgren Children's Hospital and Department of Women's and, Stockholm, SWEDEN

2 Karolinska Institutet, Department of Women's and Children's Health (KBH) and Center for molecular Medicine, Stockholm, SWEDEN

3 Karolinska University Hospital and Karolinska Institutet, Department Medicine Solna, Unit of Infectious Diseases, Stockholm, SWEDEN

4 Karolinska University Hospital and Karolinska Institutet, Department Medicine Solna and Department of Infectious Diseases, Stockholm, SWEDEN

14:02 – 14:05 S1-7 (PP)

### CO-CULTURE OF BLADDER-DERIVED SMOOTH MUSCLE CELLS WITH SMOOTH MUSCLE-LIKE ADIPOSE-DERIVED STEM CELLS LEADS TO SMOOTH MUSCLE MICROTISSUE FORMATION IN 2D AND 3D SYSTEMS

Jakub SMOLAR<sup>1</sup>, Maya HORST<sup>2</sup>, Martin EHRBAR<sup>3</sup>, Rita GOBET<sup>2</sup>, Tullio SULSER<sup>1</sup> and Daniel EBERLI<sup>1</sup>

1 University Hospital Zurich, Urology, Zurich, SWITZERLAND

2 University Children's Hospital Zurich, Pediatric Urology, Zurich, SWITZERLAND

3 University Hospital Zurich, Obstetrics, Zurich, SWITZERLAND

14:05 – 14:08 S1-8 (PP)

### REGULATION OF BRAIN-DERIVED NEUROTROPHIC FACTOR (BDNF) IN STRETCHED BLADDER SMC AND OBSTRUCTED BLADDER BY DNA-METHYLATION

Martin SIDLER<sup>1</sup>, Karen AITKEN<sup>2</sup>, Janet JIANG<sup>3</sup>, Chris SOTIROPOULOS<sup>2</sup>, Cynthia CHONG<sup>2</sup> and Darius BAGLI<sup>1</sup>

1 The Hospital for Sick Children, Urology, Toronto, CANADA

2 The Hospital for Sick Children, Research Institute, Developmental and Stem Cell Biology, Toronto, CANADA

14:08 – 14:30 Discussion



14:30 – 14:50

## Lecture Basic Science

**"AFTER YEARS OF RECONSTRUCTION IS NOW THE TIME FOR REGENERATION"**

*Paolo De Coppi*

14:50-15:15 Coffee Break

**ESPU Meeting on Wednesday 22, June 2016, 15:15 – 16:15**

## **S2: BASIC RESEARCH 2**

**Moderators: Darius Bagli (Canada), Magdalena Fossum (Sweden)**

15:15 – 15:18 **S2-1 (PP)**

### **★ IMMUNOHISTOCHEMICAL EXPRESSION OF MARKERS FOR INTRATUBULAR GERM CELL NEOPLASIA IN NORMAL INFANTILE TESTES**

*Kolja KVIST<sup>1</sup>, Erik CLASEN-LINDE<sup>2</sup>, Oline LANGBALLE<sup>3</sup>, Steen Holger HANSEN<sup>4</sup>, Dina CORTES<sup>5</sup> and Jørgen THORUP<sup>3</sup>*

- 1 Rigshospitalet, Pediatric surgery, Copenhagen, DENMARK
- 2 Rigshospitalet, Pathology, Copenhagen, DENMARK
- 3 Rigshospitalet, Pediatric surgery, Copenhagen, DENMARK
- 4 Rigshospitalet, Forensic medicine, Copenhagen, DENMARK
- 5 Hvidovre Hospital, Department of pediatrics, Hvidovre, DENMARK

15:18 – 15:21 **S2-2 (PP)**

### **PROTECTIVE EFFECT OF PLATELET RICH PLASMA ON EXPERIMENTAL ISCHEMIA/REPERFUSION INJURY IN TORSION OF RAT TESTIS**

*Çagrı Akin SEKERCI<sup>1</sup>, Yiloren TANIDIR<sup>1</sup>, Tarik Emre SENER<sup>1</sup>, Ahmet SAHAN<sup>1</sup>, Ozge CEVIK<sup>2</sup>, Aysen YARAT<sup>3</sup>, Burcin Alev TUZUNER<sup>3</sup>, Sule CETINEL<sup>4</sup>, Elif Kervancioglu DEMIR<sup>4</sup>, Goksel SENER<sup>5</sup> and Cem AKBAL<sup>1</sup>*

- 1 Marmara University School of Medicine, Urology, Istanbul, TURKEY
- 2 Cumhuriyet University, School of Pharmacy, Biochemistry, Sivas, TURKEY
- 3 Marmara University, Faculty of Dentistry, Biochemistry, Istanbul, TURKEY
- 4 Marmara University School of Medicine, Histology, Istanbul, TURKEY
- 5 Marmara University, School of Pharmacy, Pharmacology, Istanbul, TURKEY

15:21 – 15:24 **S2-3 (PP)**

### **TESTICULAR HYPOPLASIA IS DRIVEN BY DEFECTIVE VASCULAR FORMATION**

*Rajeev CHAUDHRY<sup>1</sup>, Pankaj DANGLE<sup>2</sup>, Claudia SALGADO<sup>3</sup>, Miguel REYES-MUGICA<sup>4</sup>, Francis SCHNECK<sup>1</sup>, Michael OST<sup>1</sup> and Sunder SIMS-LUCAS<sup>5</sup>*

- 1 Children's Hospital of Pittsburgh, Urology, Pittsburgh, USA
- 2 Children's Hospital of Pittsburgh, Pediatric urology, Pittsburgh, USA
- 3 Children's Hospital of Pittsburgh, Pittsburgh, USA
- 4 Children's Hospital of Pittsburgh, Pathology, Pittsburgh, USA
- 5 Children's Hospital of Pittsburgh, Pediatric, Nephrology, Pittsburgh, USA



15:24 – 15:27 **S2-4 (PP)**

### **DEVELOPING TESTIS IS HYPOXIC. EMBRYONIC AND EARLY POSTNATAL TESTIS IS LESS VULNERABLE FOR HYPOXIA WHEN COMPARED TO AT LATER STAGES OF LIFE**

*Perviz HACIYEV<sup>1</sup>, Onur TELLI<sup>1</sup>, Gulnur Gollu BAHADIR<sup>2</sup>, Duygu KANKAYA<sup>3</sup>, Tarkan SOYGUR<sup>1</sup> and Berk BURGUR<sup>1</sup>*

1 Ankara University School of Medicine, Paediatric urology, Ankara, TURKEY

2 Ankara University School of Medicine, Pediatric Surgery, Ankara, TURKEY

3 Ankara University School of Medicine, Pathology, Ankara, TURKEY

15:27 – 15:39 **Discussion**

15:39 – 15:42 **S2-5 (PP)**

### **CHARACTERIZATION OF EXSTROPHY BLADDER UROTHELIUM**

*Massimo GARRIBOLI<sup>1</sup>, Pirkko MUHONEN<sup>2</sup>, Ji LUO<sup>3</sup>, Paolo DE COPPI<sup>3</sup>, Imran MUSTHAQ<sup>4</sup> and Jenny SOUTHGATE<sup>2</sup>*

1 Evelina London Children's Hospital - Guy's and St Thomas NHS Foundation Trust, Paediatric Urology, London, UNITED KINGDOM

2 University of York, Department of Biology, Jack Birch Unit of Molecular Carcinogenesis, York, UNITED KINGDOM

3 Institute of Child Health, University College London, Stem Cells & Regenerative Medicine Section Developmental Biology & Cancer Programme, London, UNITED KINGDOM

4 Great Ormond Street Hospital, Paediatric Urology, London, UNITED KINGDOM

15:42 – 15:45 **S2-6 (PP)**

### **THE EFFECT OF HYPERBARIC OXYGEN THERAPY IN PREVENTING RENAL SCARS OF RAT PYELONEPHRITIS**

*Bahadır CALISKAN<sup>1</sup>, Ahmet GUVEN<sup>1</sup>, Bulent UYSAL<sup>2</sup>, Tuncer CAYCI<sup>3</sup>, Ayhan OZCAN<sup>4</sup> and Ilhami Surer<sup>1</sup>*

1 Gulhane Military Medical Faculty, Pediatric Surgery, Ankara, TURKEY

2 Gulhane Military Medical Faculty, Physiology, Ankara, TURKEY

3 Gulhane Military Medical Faculty, Biochemistry, Ankara, TURKEY

4 Gulhane Military Medical Faculty, Pathology, Ankara, TURKEY

15:45 – 15:48 **S2-7 (PP)**

### **★ PROTECTIVE EFFECTS OF MELATONIN ON URINARY SYSTEM STONE DISEASE IN RATS**

*Tarik Emre SENER<sup>1</sup>, Ozge CEVIK<sup>2</sup>, Pinar EKER<sup>3</sup>, Sule CETINEL<sup>4</sup>, Goksel SENER<sup>5</sup>, Olivier TRAXER<sup>6</sup>, Yiloren TANIDIR<sup>7</sup> and Cem AKBAL<sup>1</sup>*

1 Marmara University School of Medicine, Department of Urology, Istanbul, TURKEY

2 Cumhuriyet University, School of Pharmacy, Department of Biochemistry, Sivas, TURKEY

3 Umraniye Training and Research Hospital, Department of Biochemistry, Istanbul, TURKEY

4 Marmara University, School of Medicine, Department of Histology & Embryology, Istanbul, TURKEY

5 Marmara University, School of Pharmacy, Department of Pharmacology, Istanbul, TURKEY

6 Pierre & Marie Curie University, Tenon Hospital, Department of Urology, Paris, TURKEY

7 Marmara University, School of Medicine, Department of Urology, Istanbul, TURKEY

15:48 – 15:51 **S2-8 (PP)**

### **MUCOSECTOMY IMPAIRS ILEAL MICROCIRCULATION AND RESULTS IN FLAP CONTRACTION AFTER EXPERIMENTAL ILEOCYSTOPLASTY**

*Tamas CSERNI<sup>1</sup>, Daniel HAJNAL<sup>2</sup>, Gabriella VARGA<sup>2</sup>, Jozsef KASZAKI<sup>2</sup>, Mihaly BOROS<sup>2</sup> and Raimondo M CERVELLIONE<sup>1</sup>*

1 Royal Manchester Children's University Hospital, Paediatric Urology, Manchester, UNITED KINGDOM

2 University of Szeged, Institute of Surgical Research, Szeged, HUNGARY



15:51 – 16:15 Discussion

## ESPU Meeting on Wednesday 22, June 2016, 15:15 – 16:15

### S3: Satellite session – CASE REPORTS

Moderators: Jorgen Thorup (Denmark), Yuri Rudin (Russia)

15:15 – 15:17 S3-1 (CP)

#### EOSINOPHILIC CYSTITIS AND CHOLANGITIS – SYSTEMIC DISEASE TRIGGERED BY MYCOBACTERIUM TUBERCULOSIS?

*Karina FELBERG<sup>1</sup>, Lidia SKOBEJKO-WLODARSKA<sup>1</sup>, Piotr BUDA<sup>2</sup> and Malgorzata BAKA-OSTROWSKA<sup>1</sup>*

1 Children's Memorial Health Institute, Pediatric Urology, Warsaw, POLAND

2 Children's Memorial Health Institute, Pediatrics, Warsaw, POLAND

15:17 – 15:19 S3-2 (CP)

#### LEUKOCYTE ADHESION DEFECT (LAD)

*Bashir AHMED, Sajid SULTAN, Sadaf ABA UMER KODWAWALA and Adeeb Ul Hasan RIZVI*

Sindh Institute of Urology & Transplantation, PGR Department of Paediatric Urology, Karachi, PAKISTAN

15:19 – 15:21 S3-3 (CP)

#### FETAL DECOMPRESSION OF OBSTRUCTIVE URETEROCELE WITH MICRO-PERC

*Dario Guido MINOLI<sup>1</sup>, Nicola PERSICO<sup>2</sup>, Isabella FABIETTI<sup>2</sup>, Alfredo BERRETTINI<sup>1</sup> and Gianantonio MANZONI<sup>1</sup>*

1 Fondazione IRCCS Ca' Granda – Ospedale Maggiore Policlinico – Milano, Pediatric Urology, Milano, ITALY

2 Fondazione IRCCS Ca' Granda – Ospedale Maggiore Policlinico – Milano, Obstetrics and Gynecology, Milano, ITALY

15:21 – 15:23 S3-4 (CP)

#### SPONTANEOUS RESOLUTION OF XANTHOGRAULOMATOUS PYELONEPHRITIS IN THE FIRST YEAR OF LIFE

*Sadaf ABA UMER KODWAWALA, Sajid SULTAN, Bashir AHMED and Adeeb Ul Hasan RIZVI*

Sindh Institute of Urology & Transplantation, PGR Department of Paediatric Urology, Karachi, PAKISTAN

15:23 – 15:25 S3-5 (CP)

#### HIGH-FLOW PRIAPISM CAUSED BY A PENAL NERVE BLOCK

*Aurélien SCALABRE<sup>1</sup>, Delphine DEMEDE<sup>2</sup>, Pierre-Yves MURE<sup>1</sup> and Pierre MOURIQUAND<sup>1</sup>*

1 Université Lyon 1 – CHU de Lyon, Hôpital Femme Mère Enfant, Pediatric surgery, Bron, FRANCE

2 CHU de Lyon, Hôpital Femme Mère Enfant, Pediatric surgery, Bron, FRANCE

15:25 – 15:27 S3-6 (CP)

#### BLADDER DYSFUNCTION AND DECREASE IN KIDNEY FUNCTION – RESULT OF CHRONIC GEANULOMATOUS DISEASE – CASE REPORT

*Kinga KOWALCZYK<sup>1</sup>, Edyta HEROPOLITANSKA-PLISZKA<sup>2</sup> and Malgorzata BAKA-OSTROWSKA<sup>1</sup>*

1 Children's Memorial Health Institute, Department of Pediatric Urology, Warszawa, POLAND

2 Children's Memorial Health Institute, Department of Immunology, Warszawa, POLAND



15:27 – 15:29 **S3-7 (CP)**

### **THE VAS AND VESSELS LEAD UP THE GARDEN PATH**

Alberto MANTOVANI, Eleni PAPAGEORGIOU, Naima SMEULDERS and Abraham CHERIAN

Great Ormond Street Hospital and University College London Hospital NHS Trusts, Pediatric urology, London, UNITED KINGDOM

15:29 – 15:31 **S3-8 (CP)**

### **CONCEALED EPISPADIAS ASSOCIATED WITH A BURIED PENIS**

Pierre MOURIQUAND<sup>1</sup>, Ricardo SOL MELGAR<sup>2</sup>, Daniela GORDUZA<sup>2</sup> and Delphine DEMEDE<sup>2</sup>

1 Hôpital Mère-Enfants, Paediatric Urology, Bron, FRANCE

2 Hospices Civils de Lyon, Paediatric Urology, Bron, FRANCE

15:31 – 15:43 **Discussion**

15:43 – 15:45 **S3-9 (CP)**

### **MULLERIAN STRUCTURE ANOMALIES IN CLOACA AND THEIR MANAGEMENT AT ADOLESCENCE – LESSONS LEARNED**

Anju GOYAL

Royal Manchester Children Hospital Manchester, Paediatric Urology, Manchester, UNITED KINGDOM

15:45 – 15:47 **S3-10 (CP)**

### **TWO CASES WITH BLADDER ADENOCARCINOMA AFTER AUGMENTATION CYSTOPLASTY**

Erman CEYHAN<sup>1</sup>, Ali Cansu BOZACI<sup>2</sup>, Hasan Serkan DOGAN<sup>2</sup>, Ali ERGEN<sup>1</sup>, Bülent AKDOGAN<sup>1</sup>, Serdar TEKGÜL<sup>2</sup>, Kübra KATIPOGLU<sup>3</sup>, Kemal KÖSEMEHMETOĞLU<sup>3</sup> and Dilek Ertoy BAYDAR<sup>3</sup>

1 University of Hacettepe Faculty of Medicine, Urology, Ankara, TURKEY

2 University of Hacettepe Faculty of Medicine, Pediatric Urology, Ankara, TURKEY

3 University of Hacettepe Faculty of Medicine, Pathology, Ankara, TURKEY

15:47 – 15:49 **S3-11 (CP)**

### **MALIGNANT PARANGLIOMA IN CHILDREN TREATED WITH EMBOLIZATION PRIOR TO SURGICAL EXCISION**

Lorena OLIVEIRA<sup>1</sup>, Paulo MOSCARDI<sup>1</sup>, Eduardo MIRANDA<sup>1</sup>, Francisco DÉNES<sup>1</sup>, Roberto LOPES<sup>2</sup>, Guilherme PADOVANI<sup>1</sup>,

Ricardo JORDAO<sup>1</sup>, Francisco CARNEVALE<sup>3</sup>, Fernanda NISHIMURA<sup>4</sup>, Berenice MENDONÇA<sup>5</sup>, Lilian CRISTOFANI<sup>6</sup> and Miguel SROUGI<sup>1</sup>

1 Hospital das Clínicas – University of São Paulo – Brazil, Urology, São Paulo, BRAZIL

2 The Hospital for Sick Children, Pediatric Urology, Toronto, CANADA

3 Hospital das Clínicas – University of São Paulo – Brazil, Radiology, São Paulo, BRAZIL

4 Hospital das Clínicas – University of São Paulo – Brazil, Anesthesiology, São Paulo, BRAZIL

5 Hospital das Clínicas – University of São Paulo – Brazil, Endocrinology, São Paulo, BRAZIL

6 Hospital das Clínicas – University of São Paulo – Brazil, Pediatrics, São Paulo, BRAZIL

15:49 – 15:51 **S3-12 (CP)**

### **LATE SECONDARY UROLOGICAL RECONSTRUCTION BY A SET OF SEPARATED ISCHIOPAGUS PRESENTING WITH EXSTROPHIC BLADDER AND INCONTINENCE**

Antonio MACEDO JUNIOR, Marcela LEAL DA CRUZ, João PARIZI, Gustavo MARTINS, Bruno LESLIE and Sergio OTTONI

Federal University of São Paulo, Pediatric Urology NUPEP, São Paulo, BRAZIL





**15:51 – 15:53 S3-13 (CP)**

### **LAPAROSCOPIC PYELOURETEROSTOMY IN AN INFANT**

*Brian MACCORMACK and Jimmy LAM*

Royal Hospital For Sick Children (Edinburgh), Paediatric Surgery, Edinburgh, UNITED KINGDOM

**15:53 – 15:55 S3-14 (CP)**

### **UNEXPECTED COMPLICATION DURING MANAGEMENT OF URETHRAL DUPLICATION Y-TYPE DETECTED A RARE ASSOCIATED MALFORMATION CACS REPORT**

*Mazen ZEINO<sup>1</sup>, Milan MILOSEVIC<sup>2</sup>, Anna GEPPERT<sup>3</sup>, Marina SANTSCHI<sup>3</sup> and Steffen BERGER<sup>3</sup>*

1 Inselspital Universitätsspital Bern, Department of Paediatric Urology, Bern, SWITZERLAND

2 Inselspital Bern, Department of Pediatric Urology, Bern, SWITZERLAND

3 Inselspital Bern, Department of Pediatric Surgery, Bern, SWITZERLAND

**15:55 – 16:00 S3-15 (VP)**

### **FEMALE UROGENITAL DUPLICATION WITH RUPTURED OMPHALOCELE AND ANAL ATRESIA MIMICKING CLOACAL EXSTROPHY**

*Ahsen KARAGOZLU AKGUL<sup>1</sup>, Murat UCAR<sup>2</sup>, Fatih CELIK<sup>2</sup>, Irfan KIRISTIOGLU<sup>2</sup> and Nizamettin KILIC<sup>2</sup>*

1 Uludag University Medical Faculty, Department of Pediatric Surgery Division of Pediatric Urology, Bursa, TURKEY

2 Uludag University Medical Faculty, Department of Pediatric Surgery Division of Pediatric Urology, Bursa, TURKEY

**16:00 – 16:15 Discussion**

## **ESPU Meeting on Wednesday 22, June 2016, 16:15 – 17:15**

### **SP1: Special Session–TIPS & TRICKS**

**Moderators: Rita Gobet (Switzerland), Richard Rink (USA)**

**16:15 – 16:18 SP1-1 – A low Sober: advantages for future surgery on the lower ureter**

*Goedele Beckers*

**16:18 – 16:21 SP1-2 – Keep the native ureter to save your renal graft**

*Rene Priso*

**16:21 – 16:24 SP1-3 – Anderson-Hynes dismembered pyeloplasty or hellstrom vascular hitch in crossing vessels hydronephrosis: a laparoscopic dilemma. How to select the wright procedure? Tips and tricks to avoid mistake**

*Paola Caione*

**16:24 – 16:27 SP1-4 – Anterior Sagittal Transorectal Approach in complex urogenital malformations**

*Emilio Merlini and De Castro*

**16:27 – 16:30 SP1-5 – practical approach to UG sinus with my transition to ASTRA for high UG sinus**

*Anthony Herndon*



- 16:30 – 16:33 **SP1-6 – Feminizing genitoplasty for CAH: Clitoris covering, The excellent hood by the vestiublar mucosa excess**  
*Alaa El Ghoneimi*
- 16:33 – 16:36 **SP1-7 – How to improve continence of urinary catheterizable channels?**  
*Tony Macedo*
- 16:36 – 16:39 **SP1-8 – Dorsal Detrusorotomy for difficult bladder exstrophy closure**  
*Haluk Emir*
- 16:39 – 16:42 **SP1-9 – Self intermittent urethral catheterisation (SIUC) in 8 male patients with recurrent urethral strictures following urethral surgery during childhood**  
*Pierre Mouriquand*
- 16:42 – 16:45 **SP1-10 – There is no need of using tourniquet to assess chordee in children**  
*Pippi Salle*
- 16:45 – 16:48 **SP1-11 – Preputial reconstruction in hypospadias repair**  
*Marco Castagnetti*
- 16:48 – 16:51 **SP1-12 – Deflation cuff in Foleys catheter**  
*Anju Goyal*
- 16:51 – 16:54 **SP1-13 – The Soap Trick: increasing the accuracy of palpation during the examination of undescended testes**  
*Richard Hurwitz*
- 16:54 – 17:15 **Q&A Discussions**

## **ESPU Meeting on Wednesday 22, June 2016, 17:15 – 18:50**

### **SH: HISTORY SESSION**

- 17:15 – 17:20 **Opening remarks**  
*S.N. Cenk Buyukunal*  
*Tony Manzoni (President of ESPU)*
- 17:20 – 18:05 **Panel – Memories and contributions from DI and HJ: Story of two giants**  
*Moderator: DFM Thomas*  
*Participants: Ken Glassberg, David Diamond, Rick Hurwitz, Philip Ransley, Robert Whitaker, Christopher Woodhouse*
- 18:05 – 18:25 **Local Lecture – “Britain: The birthplace of Paediatric Urology”**  
*Robert Whitaker*



18:25 – 18:50 **“Children and child health in art”**

*S.N. Cenk Buyukunal*

19:00 **OPENING CEREMONY**

## **ESPU Meeting on Thursday 23, June 2016,**

08:15 – 08:20 **Opening Remarks**

08:20 – 09:08

### **S4: VESICoureTERAL REFLUX 1**

**Moderators: Alexander Springer (Austria), Stuart O’Toole (UK)**

08:20 – 08:23 **S4-1 (PP)**

#### **COMPARATIVE EVALUATION OF EFFICIENCY OF HYALURONIC ACID COPOLYMER (URODEX) AND POLYACRYLATE-POLYALCOHOL COPOLYMER (VANTRIS) FOR ENDOSCOPIC TREATMENT OF VESICoureTERAL REFLUX IN CHILDREN**

*Dmitry SHAKHNOVSKIY<sup>1</sup>, Sergei ZORKIN<sup>1</sup>, Svetlana BORISOVA<sup>1</sup> and Eranui BARSEGYAN<sup>2</sup>*

1 Scientific Center of Children’s Health, Urology, Moscow, RUSSIAN FEDERATION

2 Regional Children’s Hospital, Urology, Veliky Novgorod, RUSSIAN FEDERATION

08:23 – 08:26 **S4-2 (PP)**

#### **ENDOSCOPIC CORRECTION OF VESICoureTERAL REFLUX: EVALUATION OF A PREDICTIVE METHOD FOR RESOLUTION**

*Arman WALIA, Peter WANG, Orchidee DJAHANGIRIAN, Guy HIDAS, Blake WATTS, Antoine KHOURY and Elias WEHBI*

Children’s Hospital of Orange County, Pediatric Urology, Orange, USA

08:26 – 08:29 **S4-3 (PP)**

#### **TIMING AND INCIDENCE OF ADDITIONAL OPERATIVE INTERVENTIONS AFTER ENDOSCOPIC TREATMENT OF VESICoureTERAL REFLUX (VUR)**

*Liza AGUIAR<sup>1</sup>, John MAKARI<sup>2</sup>, Anthony CALDAMONE<sup>1</sup> and Kather HERBST<sup>3</sup>*

1 Hasbro Children’s Hospital/Alpert School of Medicine at Brown University, Pediatric Urology, Providence, USA

2 Connecticut Children’s Medical Center/University of Connecticut School of Medicine, Pediatric Urology, Hartford, USA

3 Connecticut Children’s Medical Center, Department of Research, Hartford, USA

08:29 – 08:44 **Discussion**



**08:44 – 08:47 S4-4 (PP)**

**ROUTINE DELAYED VOIDING CYSTOURETHOGRAPHY AFTER ENDOSCOPIC TREATMENT WITH DX/HA OF VESICoureTERAL REFLUX. IS IT NECESSARY?**

*Luis GARCIA-APARICIO<sup>1</sup>, Eva BLAZQUEZ-GOMEZ<sup>2</sup>, Oriol MARTIN<sup>1</sup> and Irene DE HARO<sup>1</sup>*

1 Hospital Sant Joan de Déu. University of Barcelona, Pediatric Urology Division. Pediatric Surgery Department, Barcelona, SPAIN

2 Hospital Sant Joan de Déu. University of Barcelona, Anaesthesiology Department, Barcelona, SPAIN

**08:47 – 08:50 S4-5 (PP)**

**VOIDING CYSTOURETHROGRAPHY AFTER SURGICAL TREATMENT OF VESICoureTERAL REFLUX: REWARDING OR PUNISHING?**

*Serhat GÜROCAK<sup>1</sup>, Özgür TAN<sup>1</sup>, Cenk ACAR<sup>2</sup>, İyimser ÜRE<sup>3</sup>, İrfan ATAY<sup>1</sup>, Esat AK<sup>1</sup> and Zafer SINIK<sup>4</sup>*

1 Gazi university faculty of medicine, Urology, Ankara, TURKEY

2 Acibadem university faculty of medicine, Urology, Ankara, TURKEY

3 Osmangazi university faculty of medicine, Urology, Eskişehir, TURKEY

4 Pamukkale university faculty of medicine, Urology, Denizli, TURKEY

**08:50 – 08:53 S4-6 (PP)**

**HISTOPATHOLOGICAL CHANGES ASSOCIATED WITH POLYACRYLATE POLYALCOHOL BULKING COPOLYMER (PPC, VANTRIS) INJECTION FOR PAEDIATRIC VESICoureTERAL REFLUX (VUR)**

*Boris CHERTIN<sup>1</sup>, Stanislav KOCHEROV<sup>2</sup>, Ermilinda MELE<sup>3</sup>, Simona GEROCARNI NAPPO<sup>3</sup> and Nicola CAPOZZA<sup>3</sup>*

1 Shaare Zedek Medical Centre, Paediatric Urology, Jerusalem, ISRAEL

2 Shaare Zedek Medical Centre, Paediatric Urology, Jerusalem, ISRAEL

3 Bambino Gesù Children Hospital, Pediatric Urology Unit, Rome, ITALY

**08:53 – 08:56 S4-7 (PP)**

**EXTRAVESICAL URETERAL REIMPLANTATION BY LAPAROSCOPY FOLLOWING LICH-GREGOIR APPROACH. MEDIUM-TERM RESULTS OF 138 RENAL UNITS IN 102 CHILDREN**

*Victor SOULIER<sup>1</sup>, Manuel LOPEZ<sup>2</sup> and François VARLET<sup>2</sup>*

1 CHU St Etienne, Urology, St Priest En Jarez, FRANCE

2 CHU St Etienne, Pediatric surgery, St Priest En Jarez, FRANCE

**08:56 – 09:08 Discussion**



## ESPU Meeting on Thursday 23, June 2016, 09:08 – 09:40

### S5: VESICoureTERAL REFLUX 2

**Moderators: Josef Oswald (Austria), Gundela Holmdahl (Sweden)**

**09:08 – 09:11 S5-1 (PP)**

#### ★ SCARRING ON DMSA IS THE MOST SIGNIFICANT PREDICTOR OF BREAK-THROUGH FEBRILE URINARY TRACT INFECTION (UTI) IN PATIENTS WITH SIMPLEX AND DUPLEX VESICoureTERIC REFLUX (VUR): RESULTS OF A MULTIVARIATE ANALYSIS

*Stavros LOUKOGEORGAKIS<sup>1</sup>, Alexander MACDONALD<sup>1</sup>, Katherine BURNAND<sup>1</sup>, Katherine WESSLEY<sup>1</sup>, Diane DE CALUWE<sup>1</sup>, Nisha RAHMAN<sup>1</sup> and Marie-Klaire FARRUGIA<sup>2</sup>*

1 Chelsea & Westminster Hospital, London, UNITED KINGDOM

2 Chelsea and Westminster Hospital, Paediatric Urology, London, UNITED KINGDOM

**09:11 – 09:14 S5-2 (PP)**

#### IS THE VESICoureTERAL REFLUX INDEX (VURX) A RELIABLE TOOL TO PREDICT WHICH PRIMARY VESICO-URETERIC REFLUX (VUR) PATIENTS WILL SUFFER BREAK-THROUGH URINARY TRACT INFECTION (UTI)?

*Alexander MACDONALD<sup>1</sup>, Stavros LOUKOGEORGAKIS<sup>1</sup>, Katherine BURNAND<sup>1</sup>, Katherine WESSLEY<sup>1</sup>, Diane DE CALUWE<sup>1</sup>, Nisha RAHMAN<sup>1</sup> and Marie-Klaire FARRUGIA<sup>2</sup>*

1 Chelsea & Westminster Hospital, London, UNITED KINGDOM

2 Chelsea and Westminster Hospital, Paediatric Urology, London, UNITED KINGDOM

**09:14 – 09:17 S5-3 (PP)**

#### TOP-DOWN VS. BOTTOM-UP APPROACH USING THE NEW EAU/ESPU GUIDELINES ON URINARY TRACT INFECTIONS IN CHILDREN

*Bernhard HAID<sup>1</sup>, Judith ROESCH<sup>2</sup> and Josef OSWALD<sup>2</sup>*

1 Hospital of the Sisters of Charity, Paediatric Urology, Linz, AUSTRIA

2 Hospital of the Sisters of Charity, Department of Pediatric Urology, Linz, AUSTRIA

**09:17 – 09:20 S5-4 (PP)**

#### DOES PROACTIVE TREATMENT OF CHILDHOOD VESICO-URETERIC REFLUX PREVENT FUTURE GESTATIONAL PYELOPNEPHRITIS AND URINARY TRACT INFECTION?

*Jikol FRIEND<sup>1</sup>, Suzanna TEMPLE<sup>2</sup>, Benjamin DEVEY<sup>3</sup>, Andrew BARKER<sup>1</sup>, Japinder KHOSA<sup>4</sup> and Naeem SAMNAKAY<sup>1</sup>*

1 Princess Margaret Hospital, Paediatric Urology and General Surgery, Perth, AUSTRALIA

2 Princess Margaret Hospital, Paediatric General Surgeons, Perth, AUSTRALIA

3 University of Western Australia, Visiting General Surgery Department, Crawley, AUSTRALIA

4 Princess Margaret Hospital, Pediatric Urology and General Surgery, Perth, AUSTRALIA



09:20 – 09:23 **S5-5 (PP)**

### **DESIGN OF A COMPUTATIONAL TOOL FOR PREDICTION OF VUR RISK IN CHILDREN AFTER FEBRILE UTIS USING THE TOP-DOWN-APPROACH**

*Bernhard HAID<sup>1</sup>, Judith ROESCH<sup>2</sup> and Josef OSWALD<sup>2</sup>*

1 Hospital of the Sisters of Charity, Paediatric Urology, Linz, AUSTRIA

2 Hospital of the Sisters of Charity, Department of Pediatric Urology, Linz, AUSTRIA

09:23 – 09:40 **Discussion**

## **ESPU Meeting on Thursday 23, June 2016, 09:40 – 10:22**

### **S6: IMAGING & NEPHROLOGY**

**Moderators: Baka-Ostrowska (Poland), Dorothea Rohrmann (Germany)**

09:40 – 09:43 **S6-1 (PP)**

#### **★ EVALUATION OF LUMBOSACRAL PLEXUS IN CHILDREN WITH HINMAN SYNDROME: POSSIBLE NEUROPATHIC ETIOLOGY FOR NON-NEUROGENIC NEUROGENIC BLADDER**

*Sibel TIRYAKI<sup>1</sup>, Cenk ERASLAN<sup>2</sup>, Ali TEKIN<sup>1</sup>, Ismail YAGMUR<sup>1</sup>, Tutku SOYER<sup>3</sup>, Cem CALLI<sup>2</sup>, Ibrahim ULMAN<sup>1</sup> and Ali AVANOGLU<sup>1</sup>*

1 Ege University, Pediatric Surgery Division of Pediatric Urology, Izmir, TURKEY

2 Ege University, Radiology, Izmir, TURKEY

3 Hacettepe University, Pediatric Surgery, Ankara, TURKEY

09:43 – 09:46 **S6-2 (PP)**

#### **COMPARISON OF SUPRAPUBIC PUNCTURE AND TRANSURETHRAL CATHETERIZATION FOR VCUG**

*Allegra GROßMANN<sup>1</sup>, Julia GOELLER<sup>1</sup>, Gundula STAATZ<sup>2</sup>, Rolf BEETZ<sup>3</sup> and Raimund STEIN<sup>4</sup>*

1 Universitätsmedizin Mainz, Urology and Pediatric Urology, Mainz, GERMANY

2 Universitätsmedizin Mainz, Radiology, Pediatric Radiology, Mainz, GERMANY

3 Universitätsmedizin Mainz, Pediatrics, Pediatric Nephrology, Mainz, GERMANY

4 Universitätsmedizin Mannheim, Pediatric and Adolescent Urology, Mannheim, GERMANY

09:46 – 09:49 **S6-3 (PP)**

#### **RADIATION EXPOSURE IN CHILDREN UNDERGOING VIDEOURODYNAMICS (VUDS): HOW LOW CAN YOU GO?**

*Kenneth GLASSBERG<sup>1</sup>, Andrew COMBS<sup>2</sup> and Jason VAN BATAVIA<sup>3</sup>*

1 Columbia University, Urology, Remsenburg, USA

2 Weill Cornell Medical Center, Urology, New York, USA

3 The Children's Hospital of Philadelphia, Pediatric Urology, Philadelphia, USA

09:49 – 09:52 **S6-4 (PP)**

#### **★ POSTERIOR URETHRAL VALVES: IMPACT OF LOW BIRTH WEIGHT AND PRETERM DELIVERY ON THE FINAL RENAL OUTCOME**

*Osama SARHAN*

Urology and nephrology center, Faculty of medicine, Mansoura University, Mansoura, Egypt., UROLOGY, Mansoura, EGYPT



**09:52 – 09:55 S6-5 (PP)**

### **DOES BLADDER DRAINAGE WITH INTERMITTENT CATHETERISATION PRESERVE KIDNEY FUNCTION IN BOYS WITH POSTERIOR URETHRAL VALVES?**

*Mark WOODWARD<sup>1</sup>, Jemma DOHENY-SHANLEY<sup>2</sup> and Wesley HAYES<sup>3</sup>*

1 University Hospital Bristol NHS Foundation Trust, Paediatric Urology, Bristol, UNITED KINGDOM

2 University Of Bristol, Medical student, Bristol, UNITED KINGDOM

3 University Hospital Bristol NHS Foundation Trust, Paediatric Nephrology, Bristol, UNITED KINGDOM

**09:55 – 09:58 S6-6 (PP)**

### **A NOVEL APPROACH TO EVALUATING THE BENEFIT OF POST URINARY TRACT RENAL ULTRASOUND USING DECISION CURVE ANALYSIS.**

*Luke HARPER<sup>1</sup>, Xavier DELFORGE<sup>1</sup>, Sophie MAURIN<sup>1</sup>, Valerie LEROY<sup>2</sup>, Jean-Luc MICHEL<sup>1</sup>, Frederique SAUVAT<sup>1</sup> and Cyril FERDYNUS<sup>3</sup>*

1 CHU F Guyon, Pediatric Surgery, Saint-Denis De La Réunion, FRANCE

2 CHU F Guyon, Pediatric nephrology, Saint-Denis De La Réunion, FRANCE

3 CHU F Guyon, USM, Saint-Denis De La Réunion, FRANCE

**09:58 – 10:22 Discussion**

**10:22 – 10:42 Coffee Break**

## **ESPU Meeting on Thursday 23, June 2016, 10:42 – 11:24**

### **S7: EXSTROPHY-EPISPADIAS COMPLEX**

**Moderators: Max Cervellione (UK), Marc David Leclair (France)**

**10:42 – 10:45 S7-1 (PP)**

#### **★ ALEXITHYmia, DEPRESSIVE TRAITS, PATIENTS SUFFERING FROM BLADDER EXSTROPHY COMPLEX – EPISPADIAS SEX-LIFE VERSUS INDIVIDUALS NOT SUFFERING FROM URO-GENITAL MALFORMATIONS**

*Massimo DI GRAZIA*

University of Trieste, Department of Clinical Medical Sciences, surgical and health, Trieste, ITALY

**10:45 – 10:48 S7-2 (PP)**

#### **★ GENDER IDENTITY AND GENDER ROLE IN PATIENTS OPERATED FOR BLADDER EXSTROPHY OR EPISPADIAS**

*Seppo TASKINEN<sup>1</sup>, Janne SUOMINEN<sup>1</sup> and Aino K. MATTILA<sup>2</sup>*

1 Helsinki University Hospital, Paediatric surgery, Helsinki, FINLAND

2 Tampere University Hospital, Department of Adult Psychiatry, Tampere, FINLAND

**10:48 – 10:51 S7-3 (PP)**

#### **QUALITY OF LIFE IN MALE EXSTROPHY-EPISPADIAS PATIENTS**

*Clara CENTENO, Anna BUJONS and Jorge CAFFARATTI*

Fundacio puigvert, Pediatric urology, Barcelona, SPAIN



10:51 – 10:54 **S7-4 (PP)**

### **LONG-TERM SEXUAL HEALTH OUTCOMES IN MEN WITH CLASSIC BLADDER EXSTROPHY**

*Timothy BAUMGARTNER, Ross EVERETT, Kathy LUE, Sunil REDDY, Ezekiel YOUNG, Uzoma ANELE, Cameron ALEXANDER, Sarita METZGER, Heather DICARLO and John GEARHART*

The Johns Hopkins School of Medicine, The James Buchanan Brady Urological Institute, Baltimore, USA

10:54 – 10:57 **S7-5 (PP)**

### **DELAYED VERSUS EARLY EXSTROPHY CLOSURE – ANALYSIS OF COMPLICATIONS RATE**

*Karina FELBERG, Katarzyna BALAZ and Malgorzata BAKA-OSTROWSKA*

The Children's Memorial Health Institute, Pediatric Urology Department, Warszawa, POLAND

10:57 – 11:00 **S7-6 (PP)**

### **CONGENITAL HEART DEFECTS IN PATIENTS WITH BLADDER EXSTROPHY – A SO FAR NEGLECTED ASSOCIATION?**

*Martin PROMM<sup>1</sup>, Stephan GERLING<sup>2</sup>, Anne-Karoline EBERT<sup>1</sup> and Wolfgang H. RÖSCH<sup>1</sup>*

1 Department of Paediatric Urology, University Medical Center of Regensburg, Regensburg, GERMANY

2 Department of Paediatrics, University Medical Center of Regensburg, Regensburg, GERMANY

11:00 – 11:03 **S7-7 (PP)**

### **BLADDER NECK RECONSTRUCTION AND CONTINENT STOMA: INITIAL EXPERIENCE WITH AN ALTERNATIVE CONTINENCE PROCEDURE**

*Timothy BAUMGARTNER, Kathy LUE, Peter STUHLREHER, Pokket SIRISREETREERUX, Heather DI CARLO and John GEARHART*

The Johns Hopkins School of Medicine, The James Buchanan Brady Urological Institute, Baltimore, USA

11:03 – 11:24 **Discussion**

## **ESPU Meeting on Thursday 23, June 2016, 11:24 – 11:56**

### **S8: AUGMENTATION / DIVERSION**

**Moderators: Mark Cain (USA), Yazan Rawasdeh (Denmark)**

11:24 – 11:27 **S8-1 (PP)**

### **URETEROENTERIC STENOSES IN THE LONG-TERM OUTCOME AFTER URINARY DIVERSION USING THE ILEOCECAL SEGMENT IN CHILDREN AND ADOLESCENTS**

*Marina DEUKER<sup>1</sup>, Frederick ROOS<sup>1</sup>, Allegra GROBMANN<sup>1</sup>, Joachim W. THÜROFF<sup>1</sup> and Raimund STEIN<sup>2</sup>*

1 University of Mainz, Department of Urology, Mainz, GERMANY

2 University Medical Centre Mannheim, Department of Pediatric and Adolescent Urology, Mannheim, GERMANY





11:27 – 11:30 **S8-2 (PP)**

### **AUGMENTATION CYSTOPLASTY: COMPARATIVE ANALYSIS OF DIFFERENT INTESTINAL SEGMENTS**

Javier RUIZ, Guillermo SAND, Juan Pablo CORBETTA, Santiago WELLER, Ramiro PEREA, Cristian SAGER, Carol BUREK and Juan Carlos LOPEZ

HOSPITAL DE PEDIATRIA PROF DR JUAN P GARRAHAN, UROLOGY, Ciudad Autonoma Buenos Aires, ARGENTINA

11:30 – 11:33 **S8-3 (PP)**

### **PREGNANCY AND CESAREAN SECTION IN WOMEN WITH LOWER URINARY TRACT RECONSTRUCTION: WHAT IS THE ROLE OF THE UROLOGIST?**

Rosalia MISSERI<sup>1</sup>, Joshua ROTH<sup>2</sup>, Richard RINK<sup>3</sup> and Mark CAIN<sup>1</sup>

1 Riley Hospital for Children at Indiana University Health, Pediatric Urology, Indianapolis, USA

2 Indiana University, School of Medicine, Pediatric Urology, Indianapolis, USA

3 Riley Hospital for Children at Indiana University Health, Indianapolis, USA

11:33 – 11:36 **S8-4 (PP)**

### **COST AND CLINICAL OUTCOMES OF INPATIENT BOWEL PREPARATION VERSUS OUTPATIENT BOWEL PREPARATION FOR APPENDICOVESICOSTOMY IN CHILDREN AND ADOLESCENTS**

Mark CAIN<sup>1</sup>, David WEATHERLY<sup>1</sup>, Konrad SZYMANSKI<sup>1</sup>, Benjamin WHITTAM<sup>1</sup>, William BENNETT JR<sup>2</sup>, Rosalia MISSERI<sup>1</sup>, Martin KAEFER<sup>1</sup> and Richard RINK<sup>1</sup>

1 Indiana University / Riley Hospital for Children, Urology, Indianapolis, USA

2 Indiana University / Riley Hospital for Children, Indianapolis, USA

11:36 – 11:41 **S8-5 (VP)**

### **ROBOTIC APPROACH TO CREATE A CATHETERISABLE CHANNEL**

Ramnath SUBRAMANIAM, Alexander TURNER and Junaid ASHRAF

Leeds Teaching hospitals NHS trust, Paediatric Urology, Leeds, UNITED KINGDOM

11:41 – 11:56 **Discussion**

## **ESPU Meeting on Thursday 23, June 2016, 11:56 – 12:30**

### **SP2: Special Session – MY WORST COMPLICATIONS 1**

**Moderators: Simona Gerocarni Nappo (Italy), Wolfgang Rösch (Germany)**

11:56 – 11:59 **SP2-1 – Missing of the diagnosis of Denys-Drash syndrome**

*Goedele Beckers*

11:59 – 12:02 **SP2-2 – Ileal Augmentation in a later diagnosed Chrons' Disease girl with Ventriculoperitoneal Shunt**

*Berk Bergu*

12:02 – 12:05 **SP2-3 – Intraperitoneal Bladder perforation and life threatening hyponatremia after ureterocele incision in a 4 month old boy**

*Berk Bergu*



**12:05 – 12:08 SP2-4 – Endoscopic Management of Anterior urethral valve with anterior urethral diverticulum.**

**A word of caution**

*Haytham Badawy*

**12:08 – 12:11 SP2-5 – Urethral diverticulum post staged preputial graft hypospadias repair**

*Luis Braga*

**12:11 – 12:14 SP2-6 – Recurrent Fistula after bladder augmentation**

*Anjou Goyal*

**12:14 – 12:17 SP2-7 – Major complication after sub ureteric endoscopic injection**

*Haluk Emir*

**12:17 – 12:30 Q&A Discussions**

**12:30 – 12:50**

## **John Duckett Lecture**

*Richard Rink (USA)*

**12:50 – 13:50 Lunch**

**ESPU Meeting on Thursday 23, June 2016, 13:50 – 14:32**

## **S9: PRENATAL UROLOGY**

**Moderators: Anthony Herndon (USA), Abraham Cherian (UK)**

**13:50 – 13:53 S9-1 (PP)**

### **★ ASSOCIATIONS OF INITIAL SFU GRADES AND UTD RISK GROUPS WITH CLINICAL OUTCOMES IN PATIENTS WITH ISOLATED PRENATAL HYDRONEPHROSIS**

*Luis BRAGA<sup>1</sup>, Melissa MCGRATH<sup>2</sup>, Kizanee JEGATHEESWARAN<sup>2</sup>, Bethany EASTERBROOK<sup>2</sup>, Mandy RICKARD<sup>2</sup>, Jorge DEMARIA<sup>2</sup> and Armando LORENZO<sup>3</sup>*

1 McMaster University – McMaster Children's Hospital, Department of Surgery / Urology, Hamilton, CANADA

2 McMaster University – McMaster Children's Hospital, McMaster Pediatric Surgery Research Collaborative, Hamilton, CANADA

3 The Hospital for Sick Children, Department of Surgery / Urology, Toronto, CANADA



13:53 – 13:56 **S9-2 (PP)**

**TIME TO RESOLUTION: A PROSPECTIVE EVALUATION OF THE SOCIETY FOR FETAL UROLOGY (SFU) HYDRONEPHROSIS REGISTRY**

*C.D. Anthony HERNDON<sup>1</sup>, Rebecca ZEE<sup>2</sup>, Christina KIM<sup>3</sup>, Patrick MCKENNA<sup>4</sup>, Antoine KHOURY<sup>5</sup> and Katherine HERBST<sup>6</sup>*

- 1 University of Virginia, Surgery/Urology, Charlottesville, USA
- 2 University of Virginia, Urology, Charlottesville, USA
- 3 University of Connecticut, Pediatric Urology, Hartford, USA
- 4 University of Wisconsin, Urology, Madison, USA
- 5 University of California, Irvine, Urology, Orange, USA
- 6 Connecticut Children's Hospital, Pediatric Urology, Hartford, USA

13:56 – 13:59 **S9-3 (PP)**

**FATE OF ISOLATED UNILATERAL HIGH GRADE ANTENATALLY DIAGNOSED HYDRONEPHROSIS**

*Osama SARHAN<sup>1</sup>, Ahmed EL HELALY<sup>2</sup>, Abdulhakim AL OTAY<sup>2</sup>, Mustafa AL GHANBAR<sup>2</sup> and Ziad NAKSHABANDI<sup>2</sup>*

- 1 Prince Sultan Military Medical City, Urology, Riyadh, SAUDI ARABIA
- 2 Prince Sultan Military Medical City, Riyadh, Saudi Arabia, UROLOGY, Riyadh, SAUDI ARABIA

13:59 – 14:02 **S9-4 (PP)**

**ISOLATED LOW GRADE PRENATALLY DETECTED UNILATERAL HYDRONEPHROSIS: DO WE NEED LONG TERM FOLLOW UP?**

*Osama SARHAN<sup>1</sup>, Ahmed EL HELALY<sup>1</sup>, Abdulhakim AL OTAY<sup>1</sup>, Mustafa AL GHANBAR<sup>2</sup> and Ziad NAKSHABANDI<sup>3</sup>*

- 1 PRINCE SULTAN MILITARY MEDICAL CITY, UROLOGY, Riyadh, SAUDI ARABIA
- 2 PRINCE SULTAN MILITARY MEDICAL CITY, RIYADH, SAUDI ARABIA, Riyadh, SAUDI ARABIA
- 3 PRINCE SULTAN MILITARY MEDICAL CITY, RIYADH, SAUDI ARABIA, UROLOGY, Riyadh, SAUDI ARABIA

14:02 – 14:05 **S9-5 (PP)**

**CROSSED FUSED RENAL ECTOPIA: DIAGNOSIS AND PROGNOSIS OF A CONTEMPORARY CASES**

*Osama SARHAN<sup>1</sup>, Khaled AL BEDAIWI<sup>2</sup>, Badr AL HARBI<sup>2</sup>, Mustafa AL GHANBAR<sup>2</sup>, Abdulhakim AL OTAY<sup>2</sup> and Ziad NAKSHABANDI<sup>2</sup>*

- 1 PRINCE SULTAN MILITARY MEDICAL CITY, UROLOGY, Riyadh, SAUDI ARABIA
- 2 PRINCE SULTAN MILITARY MEDICAL CITY, RIYADH, SAUDI ARABIA, UROLOGY, Riyadh, SAUDI ARABIA

14:05 – 14:08 **S9-6 (PP)**

**POSTERIOR URETHRAL VALVES VERSUS VESICoureTERIC REFLUX: IS PRENATAL DIAGNOSIS BY ULTRASONOGRAPHY FEASIBLE?**

*Mathieu PEYCELON<sup>1</sup>, Yvon CHITRIT<sup>2</sup>, Christine GRAPIN-DAGORNO<sup>3</sup>, Mathilde BOURBON<sup>2</sup>, F  licia JOINAU<sup>2</sup>, Edith VUILLARD<sup>2</sup>, Anne-Lyse DELEZOIDE<sup>4</sup>, Annabel PAYE-JAUEN<sup>1</sup>, Alaa EL GHONEIMI<sup>1</sup>, Olivier SIBONY<sup>2</sup> and Jean-Fran  ois OURY<sup>2</sup>*

- 1 Robert-Debr   University Hospital, AP-HP; Universit   Paris Diderot, Sorbonne Paris Cit  , Pediatric Surgery and Urology, Paris, FRANCE
- 2 Robert-Debr   University Hospital, AP-HP; Universit   Paris Diderot, Sorbonne Paris Cit  , Obstetrics and Gynecology, Paris, FRANCE
- 3 Robert-Debr   University Hospital, AP-HP; Universit   Paris 13, Sorbonne Paris Cit  , Pediatric Surgery and Urology, Paris, FRANCE
- 4 Robert-Debr   University Hospital, AP-HP; Universit   Paris Diderot, Sorbonne Paris Cit  , Developmental Biology, Paris, FRANCE



14:08 – 14:11 **S9-7 (PP)**

### **UNILATERAL RENAL AGENESIS: NECESSITY OF POSTNATAL EVALUATION IN A CONTEMPORARY SERIES**

*Osama SARHAN, Khalid ALBEDAIWI, Badr ALHARBI, Abdulhakim AL OTAY, Mustafa AL GHANBAR and Ziad NAKSHABANDI*  
PRINCE SULTAN MILITARY MEDICAL CITY, UROLOGY, Riyadh, SAUDI ARABIA

14:11 – 14:32 **Discussion**

14:32 – 14:42

### **Highlights of Basic Science**

*Christian Radmayr*

**ESPU Meeting on Thursday 23, June 2016, 14:42 – 15:20**

### **S10: MISCELLANEOUS 1**

**Moderators: Tom de Jong (Netherlands), Yong Seung Lee (Republic of Korea)**

14:42 – 14:45 **S10-1 (PP)**

### **NON-THERAPEUTIC MALE CIRCUMCISION IN CHILDREN WITH A NOVEL DISPOSABLE RING – CIRCUMPLAST IMPROVES THE OUTCOME AS COMPARED TO THE STANDARD PLASTIBELL DEVICE AT A COMMUNITY CLINIC**

*Abdul Rauf KHAN, Mohammed Ruhul AMIN, Darrel GREGORY and Murtaza KHANBHAI*  
Thonhill Circumcision Centre, General Practice clinic, Luton, UNITED KINGDOM

14:45 – 14:48 **S10-2 (PP)**

### **OPTIMAL AGE FOR NON-THERAPEUTIC MALE CIRCUMCISION USING CIRCUMPLAST AND PLASTIBELL DEVICES IN A COMMUNITY CLINIC IS UNDER 6 MONTHS**

*Abdul Rauf KHAN, Mohammed Ruhul AMIN, Darrel GREGORY and Murtaza KHANBHAI*  
Thonhill Circumcision Centre, GP Clinic, Luton, UNITED KINGDOM

14:48 – 14:51 **S10-3 (PP)**

### **ADVERSE EVENTS ASSOCIATED WITH ANTIBIOTIC PROPHYLAXIS FOR CIRCUMCISION**

*Katherine CHAN<sup>1</sup>, Benjamin WHITTAM<sup>1</sup>, Elizabeth MOSER<sup>2</sup>, Mark CAIN<sup>1</sup> and William BENNETT<sup>3</sup>*

<sup>1</sup> Riley Hospital for Children at Indiana University Health, Division of Pediatric Urology, Indianapolis, USA

<sup>2</sup> Indiana Purdue University Indianapolis, Biostatistics, Indianapolis, USA

<sup>3</sup> Riley Hospital for Children at Indiana University Health, Division of Gastroenterology, Indianapolis, USA

14:51 – 14:54 **S10-4 (PP)**

### **MORTALITY AND MORBIDITY AFTER NEONATAL CIRCUMCISION DOES OCCUR IN WESTERN CULTURES**

*Annette SCHRÖDER, Walid A. FARHAT and Martin A. KOYLE*

Hospital for Sick Children, Paediatric Urology, Toronto, CANADA



**14:54 – 14:57 S10-5 (PP)**

### **THE COMPARISON OF POSTOPERATIVE COMPLICATIONS OF PARTIAL AND TOTAL CIRCUMCISION IN CHILDREN**

*Jan TRACHTA<sup>1</sup>, Cecilie SIDLOVA<sup>2</sup> and Jan KRIZ<sup>2</sup>*

1 Motol University Hospital, Prague, The Czech Republic, Paediatric Surgery, Prague, CZECH REPUBLIC

2 Motol University Hospital, Charles University in Prague, Paediatric Surgery, Prague, CZECH REPUBLIC

**14:57 – 15:02 S10-6 (VP)**

### **CONGENITAL MEGAPREPUCE REPAIR STEP BY STEP**

*Chelsy LASSO BETANCOR, Abraham CHERIAN, Naima SMEULDERS, Imran MUSHTAQ and Peter CUCKOW*

Great Ormond Street, Paediatric Urology, London, UNITED KINGDOM

**15:02 – 15:20 Discussion**

**15:20 – 15:40**

## **Invited Local Lecture**

**'Welcome to Yorkshire'**

*Sir Gary Verity (UK)*

**15:40 – 16:00 Coffee Break**

## **ESPU Meeting on Thursday 23, June 2016, 16:00 – 17:00**

### **S11: TESTIS**

**Moderators: Christian Radmayr (Austria), Philippe Ravasse (France)**

**16:00 – 16:03 S11-1 (PP)**

### **A TAILORED SURGICAL APPROACH TO THE PALPABLE UNDESCENDED TESTIS**

*Amos NEHEMAN<sup>1</sup> and Zvi STEINER<sup>2</sup>*

1 Meir Medical Center KFAR-SABA, Paediatric urology, Kfar-Saba, ISRAEL

2 Meir medical center, Kfar Saba, ISRAEL

**16:03 – 16:06 S11-2 (PP)**

### **IMPACT OF PREOPERATIVE EVALUATION ON HIGH RESOLUTION ULTRASONOGRAPHY FOR THE UNILATERAL NON-PALPABLE TESTIS**

*Kimihiko MORIYA, Michiko NAKAMURA, Yoko NISHIMURA, Takeya KITTA, Yukiko KANNO, Hiroki CHIBA,*

*Masafumi KON and Nobuo SHINOHARA*

Hokkaido University, Renal and Genitourinary Surgery, Sapporo, JAPAN



**16:06 – 16:09 S11-3 (PP)**

### **TESTICULAR ATROPHY INDEX IN HEALTHY ADOLESCENT BOYS**

*Rosina DEWAIDE<sup>1</sup>, Karen DE BAETS<sup>1</sup>, Frederik DAEMS<sup>2</sup>, Donald VAGANÉE<sup>2</sup>, Tinne VAN DEN KEYBUS<sup>2</sup>, William AERTS<sup>2</sup>, Stefan DE WACHTER<sup>1</sup> and Gunter DE WIN<sup>1</sup>*

1 University Hospital of Antwerp, Urology, Berchem, BELGIUM

2 University of Antwerp, Medicine, Antwerpen, BELGIUM

**16:09 – 16:12 S11-4 (PP)**

### **SINGLE PENILE INCISION FOR COMBINED HYPOSPADIAS AND INGUINAL SURGERY: A COMPARATIVE STUDY**

*Michael CHUA, Naif ALQARNI, Jessica MING, Fahad ALYAMI, Joana DOS SANTOS, Martin KOYLE, Roberto IGLESIAS-LOPES and Walid FARHAT*

The Hospital for Sick Children, Division of Urology, Toronto, CANADA

**16:12 – 16:15 S11-5 (PP)**

### **NEWBORN UNDESCENDED TESTES: DO MOST REALLY DESCEND?**

*Eamonn A KIELY<sup>1</sup>, Conal E HOUSTOUN<sup>2</sup> and Peter M FILAN<sup>3</sup>*

1 Cork University Hospital, Urology, Cork, IRELAND

2 University College, Cork, Ireland, School of Medicine, Cork, IRELAND

3 Cork University Maternity Hospital, Neonatology, Cork, IRELAND

**16:15 – 16:30 Discussion**

**16:30 – 16:33 S11-6 (PP)**

### **PREPUBERTAL INTRATUBULAR GERM CELL NEOPLASIA IN CRYPTORCHID TESTES LATER DEVELOPING CANCER IN A COHORT OF 1410 MALES BORN 1955 – 1995**

*Jorgen THORUP<sup>1</sup>, Erik CLASEN-LINDE<sup>2</sup>, Lene OSTERBALLE<sup>3</sup> and Dina CORTES<sup>4</sup>*

1 Rigshospitalet, Paediatric Surgery 4272, Copenhagen, DENMARK

2 Department of Pathology, Rigshospitalet, Copenhagen, DENMARK

3 Department of Pediatric Surgery, Rigshospitalet, Copenhagen, DENMARK

4 Department of pediatric Endocrinology, Hvidovre Hospital, Hvidovre, DENMARK

**16:33 – 16:36 S11-7 (PP)**

### **TREATMENT APPROACHES FOR PREPUBERTAL EPIDIDYMITIS BASED ON A PREEXISTING GENITOURINARY ANOMALY DIAGNOSIS**

*Yong Seung LEE, Byung Hoon CHI, Sang Woon KIM and Sang Won HAN*

Yonsei University College of Medicine, Department of Urology, Seoul, REPUBLIC OF KOREA

**16:36 – 16:39 S11-8 (PP)**

### **MANUAL DETORSION IS A SAFE AND EFFECTIVE EMERGENCY TREATMENT MODALITY FOR TESTICULAR TORSION IN BOYS**

*Tural ABDULLAYEV<sup>1</sup>, Raziye ERGUN<sup>2</sup>, Nicat VALIYEV<sup>1</sup>, Aybegum KALYONCU<sup>1</sup>, Tolga E DAGLI<sup>2</sup> and Halil TUGTEPE<sup>2</sup>*

1 Marmara University School of Medicine, Department of Pediatric Surgery, Istanbul, TURKEY

2 Marmara University School of Medicine, Department of Pediatric Surgery, Division of Pediatric Urology, Istanbul, TURKEY



**16:39 – 16:42 S11-9 (PP)**

### **CHALLENGES IN ESTABLISHING A TESTICULAR TISSUE CRYOPRESERVATION PROTOCOL AT A FREE-STANDING CHILDREN'S HOSPITAL**

*Michael HSIEH<sup>1</sup>, Rachael SUSSMAN<sup>2</sup>, Amanda MAHONEY<sup>3</sup>, Camille HAWKINS<sup>3</sup>, Kathrin GASSEI<sup>4</sup>, Kyle ORWIG<sup>5</sup>, Veronica GOMEZ-LOBO<sup>6</sup>, Jeffrey DOME<sup>3</sup> and Gil RUSHTON<sup>1</sup>*

- 1 Children's National Medical Center, Urology, Washington, USA
- 2 Georgetown University, Urology, Washington, USA
- 3 Children's National Medical Center, Hematology and Oncology, Washington, USA
- 4 Magee-Women's Hospital of UPMC, Fertility Preservation Program, Pittsburgh, USA
- 5 University of Pittsburgh, Obstetrics and Gynecology, Pittsburgh, USA
- 6 Georgetown University, Obstetrics and Gynecology, Washington, USA

**16:42 – 16:45 S11-10 (PP)**

### **TESTICULAR TUMORS IN PRE-PUBERTAL BOYS: TRY TO SPARE THE TESTIS**

*Katja WOLFFENBUTTEL<sup>1</sup>, Hans STOOP<sup>2</sup>, Jeroen SCHEEPE<sup>3</sup>, Joop VAN DEN HOEK<sup>3</sup> and Leendert LOOIJENGA<sup>2</sup>*

- 1 Erasmus MC – Sophia, Paediatric Urology, Rotterdam, NETHERLANDS
- 2 Erasmus MC, Pathology, Rotterdam, NETHERLANDS
- 3 Erasmus MC Sophia, Paediatric Urology, Rotterdam, NETHERLANDS

**16:45 – 17:00 Discussion**

## **ESPU Meeting on Thursday 23, June 2016, 17:00 – 17:30**

### **S12: LOWER URINARY TRACT 1**

**Moderators: Goedele Beckers (Netherlands), Gillian Barker (Sweden)**

**17:00 – 17:03 S12-1 (PP)**

### **POLYURIA AND POLYDIPSIA IN POSTERIOR URETHRAL VALVE: SIGNIFICANT RISK FACTORS FOR PROGRESSION TO END STAGE RENAL DISEASE**

*M S ANSARI<sup>1</sup>, Virender SEKHON<sup>2</sup> and Anil MANDHANI<sup>3</sup>*

- 1 Sanjay Gandhi Postgraduate Institute of Medical Sciences, Department of Urology and renal transplantation, Lucknow, INDIA
- 2 Sanjay Gandhi PGIMS, Lucknow, INDIA
- 3 Sanjay Gandhi PGIMS, Department of urology and Renal transplantation, Lucknow, INDIA

**17:03 – 17:06 S12-2 (PP)**

### **WHICH PATIENTS WITH POSTERIOR URETHRAL VALVES END WITH RENAL FAILURE?: FOLLOW-UP OF 101 PATIENTS**

*Ali Cansu BOZACI, Mesut ALTAN, Burak CITAMAK, Hasan Serkan DOGAN, Bulent AKDOGAN and Serdar TEKGÜL*  
Hacettepe University, Urology, Ankara, TURKEY



17:06 – 17:09 **S12-3 (PP)**

### **SINGLE-STAGE URETHROPLASTY WITH BUCCAL MUCOSAL INLAY GRAFT FOR STRICTURE DUE TO BALANITIS XEROTICA OBLITERANS IN BOYS**

Alexander TURNER and Ramnath SUBRAMANIAM

Leeds Children's Hospital, Department of Paediatric Urology, Leeds, UNITED KINGDOM

17:09 – 17:12 **S12-4 (PP)**

### **5 YEARS AFTER INTRODUCTION OF A TRANSITION PROTOCOL FOR TRANSFER FROM PEDIATRIC TO ADULT UROLOGY**

Barbara KORTMANN<sup>1</sup>, Anne HARHUIS<sup>2</sup>, Robert DE GIER<sup>3</sup>, Hanny COBUSSEN-BOEKHORST<sup>2</sup> and Wout FEITZ<sup>3</sup>

1 Radboud University Nijmegen Medical Centre, Pediatric Urology, Nijmegen, NETHERLANDS

2 Radboud University Nijmegen Medical Center, Urology, Nijmegen, NETHERLANDS

3 Radboud University Nijmegen Medical Center, Pediatric Urology, Nijmegen, NETHERLANDS

17:12 – 17:17 **S12-5 (VP)**

### **AN UNUSUAL PRESENTATION OF URETHRAL DUPLICATION WITH TOPIC DYSPLASTIC DORSAL URETHRA, STENOTIC SCROTAL URETHRA PRESENTING WITH CHRONIC BLADDER RETENTION, LEFT SCROTAL TRANSPOSITION AND LEFT RENAL AGENESIS**

Antonio MACEDO JUNIOR, Marcela LEAL DA CRUZ, João PARIZI, Gustavo MARTINS, Riberto LIGUORI, Sergio OTTONI, Bruno LESLIE and Gilmar GARRONE

Federal University of São Paulo, Pediatric Urology NUPEP, São Paulo, BRAZIL

17:17 – 17:30 **Discussion**

17:30 – 18:30

## **Industry Sponsored Symposium**

### **'Lessons Learned in Endoscopic Management of VUR To do's not to do's'**

Introduction: Serdar Tekgül

#### **Patient selection is the key to success**

Piet Hoebeke

#### **How does the technique matter?**

Ramnath Subramaniam

#### **Case presentations discussion on indications and techniques**





## ESPU Meeting on Friday 24, June 2016,

### 07:15 – 08:00 Educational session: URETO-VESICAL REIMPLANTATION

Moderator: Berk Burgu (Turkey)

Open: Tom de Jong (Netherlands)

Laparoscopy: Manuel Lopez (France)

08:00 – 09:02

### S13: DSD

**Moderators: Piet Hoebeke (Belgium), Katja Wolffenbuttel (Netherlands)**

08:00 – 08:03 S13-1 (PP)

#### ★ GLOBAL AND SEXUAL QUALITY OF LIFE IN 130 PATIENTS WITH MRKH SYNDROME: A COMPARATIVE STUDY BETWEEN SURGICAL VERSUS NON SURGICAL MANAGEMENT OF VAGINAL AGENESIS

Alaa CHEIKHELARD<sup>1</sup>, Maud BIDEZ<sup>2</sup>, The MRKH FRENCH STUDY GROUP<sup>3</sup>, Magali VIAUD<sup>4</sup>, Michel POLAK<sup>5</sup> and Yves AIGRAIN<sup>6</sup>

1 AP-HP, Hôpital Necker, Pediatric Surgery and Urology / National Reference Center for Rare Gynecological Disorders (PGR), Paris, FRANCE

2 AP-HP, Hôpital Necker, Pediatric Endocrinology and Gynecology / National Reference Center for Rare Gynecological Disorders, Paris, FRANCE

3 Multiple institutions, Pediatric Surgery and Urology / Gynecology, Multiple Cities, FRANCE

4 AP-HP, Hôpital Necker, National Reference Center for Rare Gynecological Disorders (PGR), Paris, FRANCE

5 AP-HP, Hôpital Necker AND Université Paris Descartes, Pediatric Endocrinology and Gynecology / National Reference Center for Rare Gynecological Disorders, Paris, FRANCE

6 AP-HP, Hôpital Necker AND Université Paris Descartes, Pediatric Surgery and Urology / National Reference Center for Rare Gynecological Disorders (PGR), Paris, FRANCE

08:03 – 08:06 S13-2 (PP)

#### CONGENITAL ADRENAL HYPERPLASIA(CAH):SURGICAL TIMING AND COMPLICATIONS, WITH OUTCOMES INCLUDING BODY IMAGE AND GENITAL SENSATION IN A COHORT STUDY

Sonia GROVER<sup>1</sup>, Amanda MORRIS<sup>2</sup>, Marta BOGDANSKA<sup>2</sup>, Rocio VILLEGAS<sup>2</sup> and Yves HELOURY<sup>3</sup>

1 Royal Children's Hospital, Dept Gynaecology, Melbourne, AUSTRALIA

2 Royal Children's Hospital, Gynaecology, Melbourne, AUSTRALIA

3 Royal Children's Hospital, Urology, Melbourne, AUSTRALIA

08:06 – 08:09 S13-3 (PP)

#### CLITORAL HOODPLASTY: A NOVEL SURGICAL TECHNIQUE TO COVER AN EXPOSED GLANS AFTER PRIOR GENITAL SURGERY IN WOMEN WITH DSD

Katja WOLFFENBUTTEL<sup>1</sup>, Vani MENON<sup>2</sup>, Gwen GRIMSBY<sup>3</sup>, Marianne TEN KATE-BOOIJ<sup>4</sup> and Linda BAKER<sup>2</sup>

1 Erasmus MC–Sophia, Urology and Paediatric Urology, Rotterdam, NETHERLANDS

2 Children's Health and University of Texas Southwestern Medical Center, Dallas, TX, Urology and Paediatric Urology, Dallas, USA

3 Phoenix Children's Hospital, Urology and Paediatric Urology, Phoenix, USA

4 Erasmus MC, Gynaecology, Rotterdam, NETHERLANDS



**08:09 – 08:12 S13-4 (PP)**

### **CONGENITAL ADRENAL HYPERPLASIA: EARLY VERSUS LATE FEMINIZING GENITOPLASTY**

*Haytham BADAWY<sup>1</sup>, Shaimaa ELSAYED<sup>2</sup>, Doaa KHATER<sup>3</sup> and Magdy OMAR<sup>3</sup>*

- 1 University of Alexandria, Ped-urolology, Alexandria, EGYPT
- 2 University alexandria, Endocrinology, Alexandria, EGYPT
- 3 University of alexandria, Endocrinology, Alexandria, EGYPT

**08:12 – 08:15 S13-5 (PP)**

### **PASSERINI-GLAZEL FEMINIZING GENITOPLASTY: WHAT HAPPENS AT PUBERTY?**

*Silvia PECORELLI<sup>1</sup>, Arianna LESMA<sup>1</sup>, Aldo Massimo BOCCIARDI<sup>2</sup> and Francesco MONTORSI<sup>3</sup>*

- 1 IRCCS Ospedale San Raffaele, Urology, Milano, ITALY
- 2 Ospedale Niguarda Ca' Granda, Urology, Milano, ITALY
- 3 IRCCS Ospedale San Raffaele; Università Vita-Salute San Raffaele, Urology, Milano, ITALY

**08:15 – 08:33 Discussion**

**08:33 – 08:36 S13-6 (PP)**

### **THIRTY YEARS OF CHILDHOOD SURGERY IN 46XX CONGENITAL ADRENAL HYPERPLASIA (CAH)**

*Chelsy LASSO BETANCOR<sup>1</sup>, Vasilis STAVRINIDES<sup>1</sup>, Maria ASIMAKIDOU<sup>1</sup>, Imran MUSHTAQ<sup>1</sup>, Peter CUCKOW<sup>1</sup>, Abraham CHERIAN<sup>1</sup>, John ACHERMANN<sup>2</sup>, Peter HINDMARSH<sup>2</sup>, Mehul DATTANI<sup>2</sup>, Caroline BRAIN<sup>2</sup>, Polly CARMICHAEL<sup>3</sup>, Dan WOOD<sup>4</sup>, Sarah CREIGHTON<sup>5</sup>, Gerard CONWAY<sup>6</sup>, Patrick DUFFY<sup>1</sup> and Naima SMEULDERS<sup>1</sup>*

- 1 Great Ormond Street Hospital, Paediatric Urology, London, UNITED KINGDOM
- 2 Great Ormond Street Hospital, Paediatric Endocrinology, London, UNITED KINGDOM
- 3 Great Ormond Street Hospital, Paediatric Psychology, London, UNITED KINGDOM
- 4 University College London Hospital, Adolescent Urology, London, UNITED KINGDOM
- 5 University College London Hospital, Gynaecology, London, UNITED KINGDOM
- 6 University College London Hospital, Endocrinology, London, UNITED KINGDOM

**08:36 – 08:39 S13-7 (VP)**

### **ROBOT-ASSISTED LAPAROSCOPIC RESECTION OF AN UTRICULUS CYST: REPORT OF A NOVEL TECHNIQUE**

*Tom CLAEYS<sup>1</sup>, Marie-Astrid DENYS<sup>1</sup>, Achilles PLOUMIDIS<sup>1</sup>, Nicolaas LUMEN<sup>2</sup>, Piet HOEBEKE<sup>1</sup>, Erik VAN LAECKE<sup>1</sup> and Anne-Francoise SPINOIT<sup>1</sup>*

- 1 Ghent University Hospital, Pediatric Urology, Ghent, BELGIUM
- 2 Ghent University Hospital, Ghent, BELGIUM

**08:39 – 08:42 S13-8 (PP)**

### **PERSISTANT MULLERIAN STRUCTURES (PMDS) IN 46XY MALE DSD, WHEN HOW AND WHY SHOULD WE LOOK FOR THEM BEFORE HYPOSPADIAS SURGERY?**

*Liza ALI<sup>1</sup>, Ionela NECHIFOR<sup>1</sup>, Laetitia MARTINERIE<sup>2</sup>, Anca TANAS<sup>3</sup>, Annabel PAYE-JAUEN<sup>1</sup> and Alaa EL-GHONEIMI<sup>1</sup>*

- 1 University Hospital Robert Debre, APHP, University Paris Diderot, Sorbonne Paris Cite, Paediatric Urology, Paris, FRANCE
- 2 University Hospital Robert Debre, APHP, University Paris Diderot, Sorbonne Paris Cite, Paediatric Endocrinology, Centre de Référence Maladies Endocriniennes Rares de la Croissance, Paris, FRANCE
- 3 University Hospital Robert Debre, APHP, University Paris Diderot, Sorbonne Paris Cite, Paediatric Radiology, Paris, FRANCE



**08:42 – 08:45 S13-9 (PP)**

### **ANOGENITAL DISTANCE AND INDEX/RINGFINGER RATIO IN BOYS WITH HPOSPADIAS AND UNDESCENDED TESTIS – NOT SO MUCH DIFFERENCE?**

*Ursula TONNHOFER<sup>1</sup>, Marleen VAN DEN HEIJKANT<sup>1</sup>, Doris HEBENSTREIT<sup>1</sup> and Alexander SPRINGER<sup>2</sup>*

1 Medical University Vienna, Interdisciplinary Center for Pediatric Urology, Vienna, AUSTRIA

2 Medical university Vienna, Paediatric Surgery, Vienna, AUSTRIA

**08:45 – 08:48 S13-10 (PP)**

### **PARENTAL VIEW ON THE TERMINOLOGY OF DISORDERS OF SEXUAL DIFFERENTIATION**

*Sibel TIRYAKI<sup>1</sup>, Ali TEKIN<sup>1</sup>, Ismail YAGMUR<sup>1</sup>, Samim OZEN<sup>2</sup>, Burcu OZBARAN<sup>3</sup>, Damla GOKSEN<sup>2</sup>, Sukran DARCAN<sup>2</sup>, Ibrahim ULMAN<sup>1</sup> and Ali AVANUGLU<sup>1</sup>*

1 Ege University, Pediatric Surgery Division of Pediatric Urology, Izmir, TURKEY

2 Ege University, Pediatrics Division of Pediatric Endocrinology, Izmir, TURKEY

3 Ege University, Child and Adolescent Psychiatry, Izmir, TURKEY

**08:48 – 09:02 Discussion**

## **ESPU Meeting on Friday 24, June 2016, 09:02 – 09:55**

### **S14: HYPOSPADIAS 1**

**Moderators: Peter Cuckow (UK), Luis Braga (Canada)**

**09:02 – 09:05 S14-1 (PP)**

#### **★ PSYCHOSEXUAL OUTCOME OF MEN WITH NON CORRECTED HYPOSPADIAS**

*Norma Katharina RUPPEN-GREEFF<sup>1</sup>, Rita GOBET<sup>2</sup> and Daniel M. WEBER<sup>2</sup>*

1 University Children's Hospital, Zurich, SWITZERLAND, Division of Pediatric Urology, Zurich, SWITZERLAND

2 University Children's Hospital, Zurich, SWITZERLAND, Division of Pediatric Urology, Zurich, SWITZERLAND

**09:05 – 09:08 S14-2 (PP)**

#### **★ DETRUSOR THICKNESS ELEVATION AFTER 'SUCCESSFUL' HYPOSPADIAS REPAIR**

Yong Seung LEE, Byung Hoon CHI, Sang Woon KIM and Sang Won HAN

Yonsei University College of Medicine, Department of Urology, Seoul, REPUBLIC OF KOREA

**09:08 – 09:11 S14-3 (PP)**

### **THE PREVALENCE AND CLINICAL FEATURES OF OCCULT SPINAL DYSRAPHISM IN CHILDREN WITH HYPOSPADIAS**

*Jong Soo LEE<sup>1</sup>, Byung Hoon CHI<sup>1</sup>, Yong Seung LEE<sup>2</sup>, Sang Woon KIM<sup>2</sup>, Sang Won HAN<sup>2</sup>, Seung Hyeon YANG<sup>3</sup>, Cho Nyeong LEE<sup>3</sup>, Yoon Hye JI<sup>3</sup>, Sang Hee SHIN<sup>3</sup>, Ji Hye HWANG<sup>3</sup> and Joo Hee CHON<sup>3</sup>*

1 Yonsei University College of Medicine, Urology, Seoul, REPUBLIC OF KOREA

2 Yonsei University College of Medicine, Urology, Urology, Seoul, REPUBLIC OF KOREA

3 Severance Children's hospital, Pediatric urology, Seoul, REPUBLIC OF KOREA



**09:11 – 09:14 S14-4 (PP)**

### **POSTERIOR HYPOSPADIAS REPAIR WITH BLADDER MUCOSA GRAFT: OUR 10 YEARS EXPERIENCE**

*Michele LANCIOTTI, Marta BETTI, Luca LANDI, Lorenzo MASIERI, Chiara CINI, Maria TAVERNA and Antonio ELIA*

Clinica Urologica, Azienda Ospedaliera Universitaria Meyer, Urology, Firenze, ITALY

**09:14 – 09:17 S14-5 (PP)**

### **POSTPUBERTAL PENILE CURVATURE AFTER HYPOSPADIAS REPAIR DURING INFANCY**

*Dor GOLOMB<sup>1</sup>, David BEN- MEIR<sup>1</sup>, Bezalel SIVAN<sup>1</sup> and Pinchas LIVNE<sup>2</sup>*

1 Schneider Children's Medical Center of Israel, Urology, Petach Tikvah, ISRAEL

2 Rambam Health Care Campus, Urology, Haifa, ISRAEL

**09:17 – 09:33 Discussion**

**09:33 – 09:36 S14-6 (PP)**

### **RETROSPECTIVE REVIEW OF PROXIMAL HYPOSPADIAS REPAIR: TWO-STAGE VS ONE-STAGE TECHNIQUES**

*Yuriy RUDIN<sup>1</sup>, Diomid MARUHNENKO<sup>1</sup>, George LAGUTIN<sup>2</sup>, Arthur VARDAK<sup>2</sup> and Djamal ALIEV<sup>2</sup>*

1 Research Institute of Urology and Intervention Radiology – Filial "NMRRC" MH RF, Paediatric Urology, Moscow, RUSSIAN FEDERATION

2 Research Institute of Urology and Intervention Radiology – Filial "NMRRC" MH RF, Pediatric Urology, Moscow, RUSSIAN FEDERATION

**09:36 – 09:39 S14-7 (PP)**

### **SURGICAL CORRECTION OF PROXIMAL HYPOSPADIAS WITH THE "ONE-STAGE URETHROPLASTY WITH TUBULARIZED NATIVE SKIN SPIRAL FLAP (OUTNSF)": NEW SURGICAL TECHNIQUE**

*Mohammed SHADRUL ALAM*

Urology & transplantation Foundation of Bangladesh, Paediatric Surgery, Dhaka, BANGLADESH

**09:39 – 09:42 S14-8 (PP)**

### **CAUSE AND EFFECT VS. CONFOUNDING: IS THERE A TRUE ASSOCIATION BETWEEN CAUDAL BLOCKS AND TUBULARIZED INCISED PLATE (TIP) REPAIR COMPLICATIONS?**

*Luis BRAGA<sup>1</sup>, Kizanee JEGATHEESWARAN<sup>2</sup>, Mandy RICKARD<sup>1</sup>, Bethany EASTERBROOK<sup>2</sup>, Mohammed MOHIUDDIN<sup>2</sup>, Melissa MCGRATH<sup>2</sup>, Jorge DEMARIA<sup>1</sup> and Armando LORENZO<sup>3</sup>*

1 McMaster University – McMaster Children's Hospital, Department of Surgery / Urology, Hamilton, CANADA

2 McMaster University – McMaster Children's Hospital, McMaster Pediatric Surgery Research Collaborative, Hamilton, CANADA

3 The Hospital for Sick Children, Department of Surgery / Urology, Toronto, CANADA

**09:42 – 09:45 S14-9 (PP)**

### **PREVALENCE AND RISK FACTORS OF TESTICULAR MICROLITHIASIS IN PATIENTS WITH HYPOSPADIAS**

*Michiko NAKAMURA, Kimihiko MORIYA, Yoko NISHIMURA, Yukiko KANNO, Hiroki CHIBA, Takeya KITTA, Masafumi KON and Nobuo SHINOHARA*

Hokkaido University, Graduate School of Medicine, Renal and Genitourinary Surgery, Sapporo, JAPAN

**09:45 – 09:55 Discussion**

**09:55 – 10:15 Coffee Break**



## ESPU Meeting on Friday 24, June 2016, 10:15 – 11:03

### S15: MISCELLANEOUS 2

**Moderators: Ana Bujons (Spain), Emilio Merlini (Italy)**

**10:15 – 10:18 S15-1 (PP)**

#### **LEVELS OF EVIDENCE IN THE PAEDIATRIC UROLOGICAL LITERATURE**

*Kathryn EVANS<sup>1</sup>, Nav JOHAL<sup>2</sup>, Naima SMEULDERS<sup>3</sup> and Imran MUSHTAQ<sup>3</sup>*

- 1 St George's Hospital, Paediatric Urology, London, UNITED KINGDOM
- 2 Great Ormond St Hospital, Urology, London, UNITED KINGDOM
- 3 Great Ormond St Hospital, Paediatric Urology, London, UNITED KINGDOM

**10:18 – 10:21 S15-2 (PP)**

#### **PROSPECTIVE EVALUATION OF PENILE DIMENSIONS IN BURIED PENIS**

*Kenneth Lap Yan CHUNG<sup>1</sup>, Ysd YAM<sup>2</sup>, Jws HUNG<sup>2</sup>, Ycl LEUNG<sup>3</sup>, Csw LIU<sup>4</sup>, Nsy CHAO<sup>4</sup>, Kkw LIU<sup>5</sup> and Mwy LEUNG<sup>3</sup>*

- 1 Queen Elizabeth Hospital, Division of Paediatric Surgery, Department of Surgery, Hong Kong, HONG KONG
- 2 Queen Elizabeth Hospital, Hong Kong, HONG KONG
- 3 Queen Elizabeth Hospital Hong Kong, Hong Kong, HONG KONG
- 4 UCH, Hong Kong, HONG KONG
- 5 UCH Hong Kong, Hong Kong, HONG KONG

**10:21 – 10:24 S15-3 (PP)**

#### **THE GASTROCOLIC REFLEX IN HEALTHY CHILDREN DURING TOILET TRAINING: AN OBSERVATIONAL STUDY**

*Tinne VAN AGGELPOEL<sup>1</sup>, Stefan DE WACHTER<sup>1</sup>, Julie VERCRUYSEN<sup>2</sup>, Kelly VAN DER CRUYSEN<sup>2</sup> and Alexandra VERMANDEL<sup>1</sup>*

- 1 University Hospital Antwerp, Urology, Edegem, BELGIUM
- 2 University of Antwerp, Faculty of Medicine and Health Sciences, Wilrijk, BELGIUM

**10:24 – 10:27 S15-4 (PP)**

#### **VARIATION IN PERIOPERATIVE ANTIBIOTIC PROPHYLAXIS FOR OUTPATIENT PEDIATRIC UROLOGIC PROCEDURES**

*Katherine CHAN<sup>1</sup>, Teresa BELL<sup>2</sup>, Brian BENNEYWORTH<sup>3</sup>, Mark CAIN<sup>1</sup> and Aaron CARROLL<sup>3</sup>*

- 1 Riley Hospital for Children at Indiana University Health, Division of Pediatric Urology, Indianapolis, USA
- 2 Indiana University School of Medicine, Department of Surgery, Indianapolis, USA
- 3 Riley Hospital for Children at Indiana University Health, Department of Pediatrics, Indianapolis, USA

**10:27 – 10:42 Discussion**



10:42 – 10:45 S15-5 (PP)

### THE CHANGE OF STRETCHED PENILE LENGTH AND ANTHROPOMETRIC DATA IN KOREAN CHILDREN (1 – 14 YEARS OLD)

*Jaе Min CHUNG<sup>1</sup>, Sand Don LEE<sup>1</sup>, Dong Il KANG<sup>2</sup>, Dong Soo RYU<sup>3</sup>, Won Yeol CHO<sup>4</sup> and Sungchan PARK<sup>5</sup>*

- 1 Pusan National University Yangsan Hospital, Urology, Yangsan, REPUBLIC OF KOREA
- 2 Inje university, Paik Hospital, Urology, Busan, REPUBLIC OF KOREA
- 3 Sungkyunkwan University School of Medicine, Samsung Changwon Hospital, Urology, Changwon, REPUBLIC OF KOREA
- 4 Dong-A University, Dong-A University Hospital, Urology, Busan, REPUBLIC OF KOREA
- 5 Ulsan University Hospital, University of Ulsan College of Medicine, Urology, Ulsan, REPUBLIC OF KOREA

10:45 – 10:48 S15-6 (PP)

### URETHRAL INTERCOURSE IN GIRLS WITH VAGINAL ANOMALIES: CLINICAL EXPERIENCE AND OUTCOMES IN 7 CASES

*Miroslav DJORDJEVIC<sup>1</sup>, Marta BIZIC<sup>2</sup> and Borko STOJANOVIC<sup>3</sup>*

- 1 University Children's Hospital Belgrade, Paediatric Surgery/Urology, Belgrade, SERBIA
- 2 University Children's Hospital, Urology, Belgrade, SERBIA
- 3 University Children's Hospital, Surgery, Belgrade, SERBIA

10:48 – 10:51 S15-7 (PP)

### DIAGNOSTIC VALUE OF CUTTING NEEDLE BIOPSY IN CHILDREN WITH RENAL TUMORS

*Seppo TASKINEN<sup>1</sup>, Minna KOSKENVUO<sup>2</sup> and Mervi TASKINEN<sup>2</sup>*

- 1 Children's Hospital, Helsinki University Hospital, Paediatric Surgery, Helsinki, FINLAND
- 2 Children's Hospital, Helsinki University Hospital, Department of Hematology, Oncology and Stem Cell Transplantation, Helsinki, FINLAND

10:51 – 10:54 S15-8 (PP)

### PEDIATRIC RENAL CELL CARCINOMA- DESCRIPTIVE ANALYSIS OF PROSPECTIVE SINGLE-CENTER SERIES

*Silke RIECHARDT<sup>1</sup>, Hussai AZIZ<sup>2</sup> and Margit FISCH<sup>1</sup>*

- 1 University Hamburg, Urology, Hamburg, GERMANY
- 2 Medical practice, Odontology, Hamburg, GERMANY

10:54 – 11:03 Discussion

## ESPU Meeting on Friday 24, June 2016, 11:03 – 11:40

### S16: LUT DYSFUNCTION 1

**Moderators: Anju Goyal (UK), Anthony Caldamone (USA)**

11:03 – 11:06 S16-1 (PP)

### THE USE OF A PERSONALIZED VOIDING DIARY PROVIDES GREATER ADHERENCE TO THE PROPERLY FULFILMENT OF VOIDING DIARY

*Guilherme LANG MOTTA<sup>1</sup>, Fernando JAHN DA SILVA ABREU<sup>1</sup>, Patric MACHADO TAVARES<sup>1</sup>, Maria Lucia PEDROSA ROENICK GIOLO<sup>2</sup>, Brasil SILVA NETO<sup>1</sup>, Tiago ELIAS ROSITO<sup>1</sup> and Nicolino CESAR ROSITO<sup>2</sup>*

- 1 Hospital de Clínicas de Porto Alegre (HCPA), Department of Urology, Porto Alegre, BRAZIL
- 2 Hospital de Clínicas de Porto Alegre (HCPA), Department of Paediatric Surgery, Porto Alegre, BRAZIL



**11:06 – 11:09 S16-2 (PP)**

**★ EFFICACY AND TOLERABILITY OF SOLIFENACIN 5MG FIXED DOSE IN KOREAN CHILDREN WITH NEWLY DIAGNOSED IDIOPATHIC OVERACTIVE BLADDER: A MULTICENTER PROSPECTIVE STUDY**

*Jae Min CHUNG<sup>1</sup>, Sand Don LEE<sup>1</sup>, Dong Il KANG<sup>2</sup>, Dong Soo RYU<sup>3</sup>, Won Yeol CHO<sup>4</sup> and Sungchan PARK<sup>5</sup>*

1 Pusan National University Yangsan Hospital, Urology, Yangsan, REPUBLIC OF KOREA

2 Inje university, Paik Hospital, Urology, Busan, REPUBLIC OF KOREA

3 Sungkyunkwan University School of Medicine, Samsung Changwon Hospital, Urology, Changwon, REPUBLIC OF KOREA

4 Dong-A University, Dong-A University Hospital, Urology, Busan, REPUBLIC OF KOREA

5 Ulsan University Hospital, University of Ulsan College of Medicine, Urology, Ulsan, REPUBLIC OF KOREA

**11:09 – 11:12 S16-3 (PP)**

**HOW OFTEN DOES SECONDARY BLADDER NECK OBSTRUCTION(2<sup>o</sup>BNO) OCCUR WITH DYSFUNCTIONAL VOIDING(DV) AND IDIOPATHIC DETRUSOR OVERACTIVITY(IDO) AND DOES IT RESPOND TO ALPHA BLOCKER THERAPY?**

*Kenneth GLASSBERG<sup>1</sup>, Andrew COMBS<sup>2</sup> and Jason VAN BATAVIA<sup>3</sup>*

1 Columbia University Medical Center, Urology, Remsenburg, USA

2 Weill Cornell Medical College, Urology, Anc, USA

3 The Children's Hospital of Philadelphia, Pediatric Urology, Philadelphia, USA

**11:12 – 11:15 S16-4 (PP)**

**THE ASSESSMENT OF SEROTONIN METABOLITE 5-HYDROXYINDOLE ACETIC ACID LEVELS IN URINE SAMPLE FOR DIAGNOSIS AND TREATMENT EFFICACY IN CHILDREN WITH DYSFUNCTIONAL VOIDING**

*Bahadır TOPUZ<sup>1</sup>, Giray ERGIN<sup>2</sup>, Burak KÖPRÜ<sup>3</sup>, Turgay EBİLOGLU<sup>4</sup>, Hasan Cem İRKİLATA<sup>1</sup> and Yusuf KIBAR<sup>1</sup>*

1 Gülhane military medical academy, Urology, Ankara, TURKEY

2 Koru hospital, Urology, Ankara, TURKEY

3 Konya Military Hospital, Urology, Konya, TURKEY

4 Etimesgut military hospital, Urology, Ankara, TURKEY

**11:15 – 11:18 S16-5 (PP)**

**SIGNIFICANCE OF RECTAL CONTRACTIONS (RC) IN PRIMARY BLADDER NECK DYSFUNCTION (PBNĐ)**

*Kenneth GLASSBERG<sup>1</sup>, Andrew COMBS<sup>2</sup> and Jason VAN BATAVIA<sup>3</sup>*

1 Columbia University, Urology, Remsenburg, USA

2 Weill Cornell Medical Center, Urology, New York, USA

3 The Children's Hospital of Philadelphia, Pediatric Urology, Philadelphia, USA

**11:18 – 11:21 S16-6 (PP)**

**INCONTINENCE: THE IMPORTANCE OF ANATOMICAL VARIATION IN THE POINT OF ENGAGEMENT OF THE PUBORECTALIS MUSCLE TO THE FEMALE URETHRA**

*Keeetje DE MOOIJ<sup>1</sup>, Tom DE JONG<sup>2</sup>, Aart KLIJN<sup>1</sup>, Pieter DIK<sup>1</sup>, Anka NIEUWHOF-LEPPINK<sup>3</sup>, Caroline KUIJPER<sup>4</sup> and Rafal CHRZAN<sup>4</sup>*

1 University Medical Center Utrecht, Pediatric Urology, Utrecht, NETHERLANDS

2 University Medical Center Utrecht/ Academic Medical Center, Pediatric Urology, Utrecht, NETHERLANDS

3 University Medical Center Utrecht, Pediatric Psychology & Social Work, Utrecht, NETHERLANDS

4 Academic Medical Center, Pediatric Urology, Amsterdam, NETHERLANDS

**11:21 – 11:40 Discussion**



11:40 – 12:00

## LECTURE: 'Primary Nocturnal Enuresis: Why do treatments fail?'

Henri Lottmann (France)

12:00 – 13:00 **GA**

13:00 – 13:30 **Lunch**

13:30 – 13:40

## Highlights on Previous Day Programme

(ESPU Group of Young Paediatric Urologists)

Milan Gopal (UK)

**ESPU Meeting on Friday 24, June 2016, 13:40 – 14:24**

## S17: LOWER URINARY TRACT 2

**Moderators: Naima Smeulders (UK), Wouter Fetz (Netherlands)**

13:40 – 13:43 **S17-1 (PP)**

### ★ THE INFLUENCE OF NITROUS OXIDE INHALATION ON VIDEO-URODYNAMICS IN CHILDREN

Daphne ARNOLD<sup>1</sup>, An BAEL<sup>2</sup>, Tibaut DEBACKER<sup>1</sup>, Jean Jacques WYNDAELE<sup>3</sup> and Tom David VAN MEEL<sup>4</sup>

- 1 ZNA Queen Paola Children's Hospital, Urology, Wilrijk, BELGIUM
- 2 ZNA Queen Paola Children's Hospital, Nephrology, Wilrijk, BELGIUM
- 3 University Hospital Antwerp, Urology, Edegem, BELGIUM
- 4 AZ Klina, Urology, Brasschaat, BELGIUM

13:43 – 13:46 **S17-2 (PP)**

### ★ THE EFFECT OF URODYNAMICS CATHETER ON UROFLOW RESULTS DIFFERS ACCORDING TO GENDER

Raziye ERGUN<sup>1</sup>, David Terence THOMAS<sup>2</sup>, Nicat VALIYEV<sup>3</sup>, Ayten KAYNAK<sup>4</sup>, Cansu KASTARLI<sup>4</sup>, Tolga E. DAGLI<sup>1</sup> and Halil TUGTEPE<sup>1</sup>

- 1 Marmara University School of Medicine, Department of Pediatric Surgery, Division of Pediatric Urology, Istanbul, TURKEY
- 2 Maltepe University Faculty of Medicine, Department of Pediatric Surgery, Istanbul, TURKEY
- 3 Marmara University School of Medicine, Department of Pediatric Surgery, Istanbul, TURKEY
- 4 Marmara University School of Medicine, Department of Pediatric Surgery, Division of Pediatric Urology, Pediatric Urodynamics & Biofeedback, Istanbul, TURKEY

13:46 – 13:49 **S17-3 (PP)**

### IS RECTAL PRESSURE MEASUREMENT NECESSARY FOR URODYNAMIC EVALUATION IN CHILDREN?

Charlotte MELLING<sup>1</sup>, Nicholas WEBB<sup>2</sup>, Anju GOYAL<sup>1</sup> and Malcolm LEWIS<sup>2</sup>

- 1 Royal Manchester Children's Hospital, Department of Paediatric Urology, Manchester, UNITED KINGDOM
- 2 Royal Manchester Children's Hospital, Department of Paediatric Nephrology, Manchester, UNITED KINGDOM

13:49 – 13:58 **Discussion**





**13:58 – 14:01 S17-4 (PP)**

### **BLADDER ELLIPTICITY: A SIMPLE RADIOLOGICAL MARKER FOR PREDICTING ABNORMAL URODYNAMICS IN PEDIATRIC LOWER URINARY TRACT DYSFUNCTION**

*M S ANSARI<sup>1</sup>, Virender SEKHON<sup>2</sup> and Anesh SRIVASTAVA<sup>3</sup>*

- 1 Sanjay Gandhi Postgraduate Institute of Medical Sciences, Department of Urology and renal transplantation, Lucknow, INDIA
- 2 Sanjay Gandhi PGIMS, Department of urology and Renal transplantation, Lucknow, INDIA
- 3 Sanjay Gandhi PGIMS, Department of urology and Renal transplantation, Lucknow, INDIA

**14:01 – 14:04 S17-5 (PP)**

### **COMPARISON BETWEEN AMBULATORY AND CONVENTIONAL URODYNAMICS, WHICH IS RELIABLE?**

*Lotte K. JAKOBSEN<sup>1</sup>, Yutao LU<sup>2</sup>, Jens C. DJURHUUS<sup>3</sup>, Shima N. BJERRUM<sup>4</sup> and L. Henning OLSEN<sup>1</sup>*

- 1 Aarhus University, Institute of Clinical Medicine & Department of Urology, Aarhus C, DENMARK
- 2 Aarhus University, Department of Clinical Medicine, Aarhus C, DENMARK
- 3 Aarhus University, Institute of Clinical Medicine, Aarhus C, DENMARK
- 4 Aarhus University, Department of Urology, Aarhus C, DENMARK

**14:04 – 14:07 S17-6 (PP)**

### **THE TRUTH ABOUT BLADDER DIARY COMPLETION COMPLIANCE IN A RESEARCH SETTING**

*Charlotte MELLING<sup>1</sup>, Victoria OZKAN<sup>2</sup>, Nicholas WEBB<sup>3</sup>, Malcolm LEWIS<sup>3</sup> and Anju GOYAL<sup>1</sup>*

- 1 Royal Manchester Children's Hospital, Department of Paediatric Urology, Manchester, UNITED KINGDOM
- 2 Royal Manchester Children's Hospital, The National Institute for Health Research/Wellcome Trust Clinical Research Facility, Manchester, UNITED KINGDOM
- 3 Royal Manchester Children's Hospital, Department of Paediatric Nephrology, Manchester, UNITED KINGDOM

**14:07 – 14:10 S17-7 (PP)**

### **INTRADETRUSOR ABOBOTULINUMTOXIN A INJECTION IN PEDIATRIC LUTD PATIENTS – LONG TERM FOLLOW UP**

*Yariv STABHOLZ, Bezael SIVAN and David BEN MEIR*

Schneider Children's Hospital, Rabin Medical Center, Petah Tikva, Israel, Pediatric Urology, Petach Tikvah, ISRAEL

**14:10 – 14:24 Discussion**

**14:24 – 14:44**

### **Lecture: 'Reconstruction of cloacal malformations'**

*Marc Levitt (USA)*

**14:44 – 15:14**

### **Panel: 'COMPLEX RECONSTRUCTION; COORDINATING OF COLOCTERAL, UROLOGIC AND GYNECOLOGIC GOALS'**

*Moderator: Ram Subramaniam (UK)*

*Panelists: Yves Aigrain (France), Ivo de Blaauw (Netherlands), Marc Levitt (USA)*



15:14 – 15:34 **Coffee Break**

## **ESPU Meeting on Friday 24, June 2016, 15:34 – 16:04**

### **S18: TRANSPLANTATION**

**Moderators: Alun Williams (UK), Stefanie Weber (Germany – ESPN)**

**15:34 – 15:37 S18-1 (PP)**

#### **★ IS DONOR AGE 6 YEARS OR LESS RELATED TO INCREASED RISK OF SURGICAL COMPLICATIONS IN PEDIATRIC KIDNEY TRANSPLANTATION?**

*Romy GANDER<sup>1</sup>, Marino ASENSIO<sup>2</sup>, Jose Andrés MOLINO<sup>2</sup>, Gloria Fatou ROYO<sup>2</sup>, Gema ARICETA<sup>3</sup> and Josep LLORET<sup>4</sup>*

- 1 Hospital Vall d'Hebron Barcelona, Pediatric Surgery, Pediatric Urology and Renal Transplant Unit, Barcelona, SPAIN
- 2 Hospital Vall d'Hebron, Barcelona, Pediatric Surgery, Pediatric Urology and Renal Transplant Unit, Barcelona, SPAIN
- 3 Hospital Vall d'Hebron, Barcelona, Pediatric Nephrology, Barcelona, SPAIN
- 4 Hospital Vall d'Hebron, Barcelona, Pediatric Surgery, Barcelona, SPAIN

**15:37 – 15:40 S18-2 (PP)**

#### **RISK FACTORS FOR UROLOGICAL COMPLICATIONS FOLLOWING LIVING DONOR RENAL TRANSPLANTATION IN CHILDREN**

*Mohammed Said ELSHEEMY<sup>1</sup>, Ahmed SHOUMAN<sup>2</sup>, Ahmed SHOUKRY<sup>2</sup>, Waseem ABOULELA<sup>2</sup>, Kareem DAW<sup>2</sup>, Mohamed EL GHONEIMY<sup>2</sup>, Hany MORSI<sup>2</sup> and Hesham BADAWY<sup>2</sup>*

- 1 Cairo University, Urology department, Giza – Cairo, EGYPT
- 2 Urology department, Cairo university, Urology department, Cairo, EGYPT

**15:40 – 15:43 S18-3 (PP)**

#### **NEPHRECTOMY FOR NON FUNCTIONING KIDNEYS IN PATIENTS WITH POSTERIOR URETHRAL VALVES: DOES IT AFFECT PROGNOSIS?**

*Osama SARHAN<sup>1</sup> and Osama SARHAN<sup>2</sup>*

- 1 PRINCE SULTAN MILITARY MEDICAL CITY, UROLOGY, Riyadh, SAUDI ARABIA
- 2 UROLOGY AND NEPHROLOGY CENTER, FACULTY OF MEDICINE, MANSOURA UNIVERSITY, MANSOURA, EGYPT., UROLOGY, Mansoura, EGYPT

**15:43 – 15:46 S18-4 (PP)**

#### **SHOULD CHILDREN WITH PREVIOUS HISTORY OF MAJOR LAPAROTOMY BE EXCLUDED FROM PERITONEAL DIALYSIS?**

*Aurora BOUTY<sup>1</sup>, Alice FAURE<sup>2</sup>, Loren SHAW<sup>3</sup>, Eric DOBREMEZ<sup>4</sup>, Mike O'BRIEN<sup>1</sup> and Yves HELOURY<sup>1</sup>*

- 1 Royal Children's Hospital, Department of Urology, Parkville, AUSTRALIA
- 2 Hôpital Marseille Nord, Department of Paediatric surgery, Marseille, FRANCE
- 3 Royal Children's Hospital, Department of Paediatrics, Parkville, AUSTRALIA
- 4 Hôpital Pellegrin enfants, Department of Paediatric Surgery, Bordeaux, FRANCE



15:46 – 15:49 **S18-5 (PP)**

## **EARLY BILATERAL NEPHRECTOMY IN SEVERE NEONATAL AUTOSOMAL RECESSIVE POLYCYSTIC KIDNEY DISEASE (ARPKD) ASSOCIATED WITH END STAGE RENAL DISEASE**

*Silke RIECHARDT<sup>1</sup>, Ilka KLAASSEN<sup>2</sup>, Markus KEMPER<sup>3</sup> and Margit FISCH<sup>1</sup>*

1 University Hamburg, Urology, Hamburg, GERMANY

2 University Hamburg, Neonatal Intensive Care, Hamburg, GERMANY

3 University Hamburg, Paediatric Nephrology, Hamburg, GERMANY

15:49 – 16:04 **Discussion**

## **ESPU Meeting on Friday 24, June 2016, 16:04 – 17:00**

### **S19: LAPAROSCOPY / ROBOTICS**

**Moderators: Harish Chandran (UK), Badawy Haytham (Egypt)**

16:04 – 16:07 **S19-1 (PP)**

#### **★ ROBOTIC PYELOPLASTY: ISSUES WITH “V-LOC” SUTURE CLOSURE OF THE RENAL PELVIS**

*Anna RADFORD<sup>1</sup>, Alex TURNER<sup>2</sup> and Ramnath SUBRAMANIAM<sup>2</sup>*

1 Leeds Teaching Hospitals NHS Trust, Paediatric Surgery & Urology, Leeds, UNITED KINGDOM

2 Leeds Teaching Hospitals NHS Trust, Department of Paediatric Urology, Leeds, UNITED KINGDOM

16:07 – 16:10 **S19-2 (PP)**

#### **THE MANAGEMENT OF CROSSING VESSELS IN CHILDREN AND ADULTS: MULTI CENTER EXPERIENCE WITH TRANSPERITONEAL LAPAROSCOPIC APPROACH**

*Wojciech PANEK<sup>1</sup>, Rafal CHRZAN<sup>2</sup>, Tomasz SZYDELKO<sup>1</sup> and T.P.V.M. DE JONG<sup>3</sup>*

1 4<sup>th</sup> Military Clinical Hospital, Department of Urology, Wroclaw, POLAND

2 AMC/EKZ Amsterdam, Department of Pediatric Urology, Amsterdam Zuid-Oost, NETHERLANDS

3 UMC/WKZ, Department of Urology, Pediatric Renal Center, Utrecht, NETHERLANDS

16:10 – 16:13 **S19-3 (PP)**

#### **LAPAROSCOPIC TRANSCUTANEOUS EXTRAPERITONEAL REPAIR OF HYDROCELE IN CHILDREN BY USING J SHAPED BENDED SPINAL NEEDLE; MODIFIED NEW TECHNIQUE**

*Ji Yong HA, Wonho JUNG, Choal Hee PARK and Chun Il KIM*

Keimyung University, School Of Medicine, Urology, Daegu, REPUBLIC OF KOREA

16:13 – 16:16 **S19-4 (PP)**

#### **LAPAROSCOPIC PYELOPLASTY IN INFANTS YOUNGER THAN 6 MONTHS. A MULTI-INSTITUTIONAL EXPERIENCE**

*Sergey BONDARENKO<sup>1</sup>, Vitaly DUBROV<sup>2</sup>, Ilya KAGANTSOV<sup>3</sup>, Nai AKRAMOV<sup>3</sup> and Andrey PODSHIVALIN<sup>4</sup>*

1 Regional Hospital 7, Pediatric Urology, Volgograd, RUSSIAN FEDERATION

2 2<sup>nd</sup> CHILDREN'S HOSPITAL,, Pediatric Urology, Minsk, BELARUS

3 Children's Republican Hospital, Pediatric Urology, Syktyvkar, RUSSIAN FEDERATION

4 Children's Republican Hospital, Pediatric Surgery, Kazan, RUSSIAN FEDERATION



**16:16 – 16:19 S19-5 (PP)**

### **LAPAROSCOPIC PYELOPLASTY IN CHILDREN: DOES UPPER URINARY TRACT ANOMALIES AFFECT THE OUTCOME?**

*Lorena OLIVEIRA<sup>1</sup>, Paulo MOSCARDI<sup>1</sup>, Roberto LOPES<sup>2</sup>, Hiury ANDRADE<sup>1</sup>, Bruno CEZARINO<sup>1</sup>, Paulo CARVALHO<sup>1</sup>, Joana DOS SANTOS<sup>2</sup>, Francisco DÉNES<sup>1</sup> and Miguel SROUGI<sup>1</sup>*

1 Hospital das Clínicas – University of São Paulo – Brazil, Urology, São Paulo, BRAZIL

2 The Hospital for Sick Children, Pediatric Urology, Toronto, CANADA

**16:19 – 16:31 Discussion**

**16:31 – 16:34 S19-6 (PP)**

### **POSTOPERATIVE COMPLICATIONS AFTER LAPAROSCOPIC PYELOPLASTY IN CHILDREN WITH LOWER URINARY TRACT ABNORMALITIES**

*Rafal CHRZAN<sup>1</sup>, Wojciech PANEK<sup>1</sup>, Pieter DIK<sup>2</sup>, Aart J. KLIJN<sup>2</sup>, Caroline F. KUIJPER<sup>1</sup>, Keetje DE MOOIJ<sup>2</sup> and Tom P.V.M. DE JONG<sup>2</sup>*

1 University Childrens' Hospital EKZ, Pediatric Urology, Amsterdam, NETHERLANDS

2 University Childrens' Hospital WKZ, Pediatric Urology, Utrecht, NETHERLANDS

**16:34 – 16:37 S19-7 (PP)**

### **PROSPECTIVE CUSUM ANALYSIS OF LEARNING CURVES FOR SURGICAL AND TECHNICAL COMPONENTS OF ROBOTIC PROCEDURES**

*Alexander TURNER, Junaid ASHRAF and Ramnath SUBRAMANIAM*

Leeds Children's Hospital, Department of Paediatric Urology, Leeds, UNITED KINGDOM

**16:37 – 16:40 S19-8 (PP)**

### **LAPAROSCOPIC RETROPERITONEAL PARTIAL NEPHRECTOMY IN CHILDREN; STANDARDIZED TECHNIQUE CAN MAKE IT SAFE EVEN IN INFANTS**

*Reva MATTA, Annabel PAYE-JAOUEN, Matthieu PEYCELON, Haytham BADAWY, Hamdan AL-HAZMI, Elisabeth CARRICABURU and Alaa EL-GHONEIMI*

University Hospital Robert Debre, APHP, University Paris Diderot, Sorbonne Paris Cite, Paediatric Urology, Paris, FRANCE

**16:40 – 16:43 S19-9 (PP)**

### **LAPAROSCOPIC PYELOPLASTY IN INFANT: A SIMPLIFIED TWO-KNOT TECHNIQUE FOR DISMEMBERED PYELOPLASTY**

*Galina KUZOVLEVA<sup>1</sup> and Sergey BONDARENKO<sup>2</sup>*

1 Pirogov Russian National Research Medical University, Pediatric Urology, Moscow, RUSSIAN FEDERATION

2 Regional Hospital, 7, Pediatric Urology, Volgograd, RUSSIAN FEDERATION

**16:43 – 16:48 S19-10 (VP)**

### **RIGHT NEPHROURETERECTOMY USING LAPAROSCOPIC HYBRID TECHNIQUE: MAGNET-ASSISTED AND MINILAPAROTOMY**

*Sophie VERMERSCH, Aurélien SCALABRE, Rocio GUTIERREZ, François VARLET and Manuel LOPEZ*

CHU de Saint Etienne, Hôpital Nord, Pediatric surgery, Saint-Priest-En-Jarez, FRANCE



16:48 – 17:00 **Discussion**

17:00 – 17:30

**Panel: PYELOPLASTY: WHICH APPROACH? ROBOTIC, LAPAROSCOPIC, OR SIMPLY OPEN?**

*Moderator: G. Manzoni (Italy), Panelists: Alaa El Ghoneimi - Laparoscopy (France), Henning Olsen - Robotics (Denmark), Anthony Caldamone - Open Surgery (USA)*





## ESPU Meeting on Friday 24, June 2016, 17:30 – 18:05

### SP3: Special Session – MY WORST COMPLICATIONS 2

**Moderators: Alaa El Ghoneimi (France), Mike O'Brien (Australia)**

**17:30 – 17:33 SP3-1 – UPJ stenosis after laparoscopic removal of cystine stone**  
*Henri Lottmann*

**17:33 – 17:36 SP3-2 – Recurrent obstruction after pyeloplasty**  
*Anthony Herndon*

**17:36 – 17:39 SP3-3 – Failed robotic pyeloplasty**  
*Henning Olsen*

**17:39 – 17:42 SP3-4 – Laparoscopic ureteropyelostomy in duplex system: be careful with the lower segment ureter**  
*Radim Kocvara*

**17:42 – 17:45 SP3-5 – Glans necrosis after multi-operated hypospadias**  
*Pierre Mouriquand*

**17:45 – 17:48 SP3-6 – Penile severe injury after “complete” repair of bladder exstrophy**  
*Pippi Salle*

**17:48 – 18:01 SP3-7 – Ureteral complication after renal transplant**  
*Marco Castagneti*

**18:01 – 18:05 Q&A Discussions**

**19:00 Gala Dinner**

## ESPU Meeting on Saturday 25, June 2016

**07:15 – 8:00**

### JPU Educational Session

**08:00 – 08:10**

### Highlights on Previous Day Programme

**(ESPU Group of Young Paediatric Urologists)**

*Christa Strasser (Austria)*



## ESPU Meeting on Saturday 25, June 2016, 08:10 – 08:45

### S20: STONES & ENDOUROLOGY 1

**Moderators: Haluk Emir (Turkey), Radim Kocvara (Czech Republic)**

**08:10 – 08:13 S20-1 (PP)**

#### ★ **ENDOSCOPIC MANAGEMENT OF PAEDIATRIC URETERIC STONES: PNEUMATIC LITHOCLAST VS HOLMIUM:YAG LASERTRIPSY**

*Sajid SULTAN, Sadaf ABA UMER KODWAWWALA, Bashir AHMED and Adeeb Ul Hasan RIZVI*

Sindh Institute of Urology & Transplantation, PGR Department of Paediatric Urology, Karachi, PAKISTAN

**08:13 – 08:16 S20-2 (PP)**

#### **PERCUTANEOUS NEPHROLITHOTRIPSY (PCNL) IN CHILDREN: A COMPARISON IN DIFFERENT AGE GROUPS**

*Sajid SULTAN, Sadaf ABA UMER KODWAWWALA, Bashir AHMED and Adeeb Ul Hasan RIZVI*

Sindh Institute of Urology & Transplantation, PGR Department of Paediatric Urology, Karachi, PAKISTAN

**08:16 – 08:19 S20-3 (PP)**

#### **THE SAFETY AND PRECISION OF ULTRASOUND GUIDED RENAL ACCESS IN PERCUTANEOUS**

*Ahmed FAHMY, Mohamed YOUSSEF, Waleed DAWOOD and Ahmed BELTAGY*

Alexandria University, Urology Department, Alexandria, EGYPT

**08:19 – 08:22 S20-4 (PP)**

#### **PREDICTING FACTORS FOR COMPLICATIONS AND STONE CLEARANCE FOLLOWING PEDIATRIC MINI-PERCUTANEOUS NEPHROLITHOTOMY**

*Mohammed Said ELSHEEMY<sup>1</sup>, Ahmed SHOUMAN<sup>2</sup>, Kareem DAW<sup>2</sup>, Ahmed SHOUKRY<sup>2</sup>, Waseem ABOULELA<sup>2</sup>, Mohamed GHONEIMY<sup>2</sup>, Hany MORSI<sup>2</sup> and Hesham BADAWY<sup>2</sup>*

<sup>1</sup> Cairo University, Urology department, Giza - Cairo, EGYPT

<sup>2</sup> Urology department, Cairo university, Urology department, Cairo, EGYPT

**08:22 – 08:25 S20-5 (PP)**

#### **HYDRONEPHROSIS FOLLOWING URETERORENOSCOPY IN PEDIATRIC PATIENTS: INCIDENCE AND ASSOCIATED FACTORS**

*Onur TELLİ<sup>1</sup>, Mehmet İlker GOKCE<sup>2</sup>, Mete OZKIDIK<sup>2</sup>, Aykut AKINCI<sup>2</sup>, Perviz HACIYEV<sup>2</sup>, Tarkan SOYGUR<sup>1</sup> and Berk BURGÜ<sup>1</sup>*

<sup>1</sup> Ankara University School of Medicine, Paediatric urology, Ankara, TURKEY

<sup>2</sup> Ankara University School of Medicine, Urology, Ankara, TURKEY

**08:25 – 08:28 S20-6 (PP)**

#### **TO TUBE OR NOT TO TUBE FOR A SAFE PCNL? A STEP FORWARD IN MASTERING THE LEARNING CURVE FOR PCNL**

*Sherjeel SAULAT<sup>1</sup>, Salman EL KHALID<sup>2</sup>, Shariq ANEES<sup>2</sup> and Adnan SIDDIQ<sup>2</sup>*

<sup>1</sup> Kidney center post-graduate training institute, Paediatric Urology, Karachi, PAKISTAN

<sup>2</sup> The Kidney Centre, Urology, Karachi, PAKISTAN

**08:28 – 08:45 Discussion**



**ESPU Meeting on Saturday 25, June 2016, 08:45 – 09:30**

## **S21: STONES & ENDOUROLOGY 2**

**Moderators: Annabel Paye-Jaouen (France), Rafal Chrzan (Netherlands)**

**08:45 – 08:48 S21-1 (PP)**

### **★ EXTERNAL VALIDATION OF GUY STONE SCORE IN CHILDREN TREATED WITH PCNL FOR RENAL STONES**

*Oktaý ÖZMAN<sup>1</sup>, Feyzi Sinan ERDAL<sup>1</sup>, Sevim YENER<sup>1</sup>, Tural GULU<sup>2</sup>, Ahmet ERÖZENCI<sup>1</sup> and Bülent ÖNAL<sup>1</sup>*

<sup>1</sup> Cerrahpasa Faculty of Medicine, Department of Urology, Istanbul, TURKEY

<sup>2</sup> Boston Children's Hospital, Division of Developmental Medicine, Boston, USA

**08:48 – 08:51 S21-2 (PP)**

### **THE PROPABILITY OF POSSIBLE PREDICTIVE FACTORS (VARIABLES) AFFECTING (PREDICTIVE FOR) DEVELOPMENT, TREATMENT AND OUTCOME OF UPPER URINARY CALCULI IN YOUNG BABIES: WHEN AND HOW TO TREAT?**

*Abdurrahman ONEN*

Onen Cocuk Urolojisi Merkezi, Paediatric Surgery, Diyarbakir, TURKEY

**08:51 – 08:54 S21-3 (PP)**

### **UROLITHIASIS IN PATIENTS WITH CYSTIC FIBROSIS**

*Gina REICHMAN and Veerle DE BOE*

University Hospital Brussels, Urology, Jette, BELGIUM

**08:54 – 08:57 S21-4 (PP)**

### **COMPARISON OF TREATMENT METHODS FOR UROLITHIASIS IN CHILDREN WITH THE APPLICATION OF ESWL AND URSL METHODS-PROSPECTIVE STUDY**

*Adam HALINSKI and Andrzej HALINSKI*

Provincial Hospital in Zielona Góra, University of Zielona Góra, Department of Paediatric Surgery and Urology, Zielona Góra, POLAND

**08:57 – 09:09 Discussion**

**09:09 – 09:12 S21-5 (PP)**

### **COULD DMSA SPECT-CT REVOLUTIONISE IMAGING OF URINARY TRACT CALCULI IN CHILDREN?**

*Bernardita TRONCOSO SOLAR<sup>1</sup>, Fiona ASHFORD<sup>2</sup>, Roberta IACONA<sup>1</sup>, Naima SMEULDERS<sup>1</sup>, Marina EASTY<sup>2</sup> and Lorenzo BIASSONI<sup>2</sup>*

<sup>1</sup> Great Ormond Street Hospital, Urology, London, UNITED KINGDOM

<sup>2</sup> Great Ormond Street Hospital, Radiology, London, UNITED KINGDOM

**09:12 – 09:15 S21-6 (PP)**

### **ULTRA-STRUCTURE OF KIDNEY STONES. THE CRYSTALLINE AND ORGANIC NATURE OF STONE MATRIX**

*Mirza Naqi ZAFAR<sup>1</sup>, Sajid SULTAN<sup>2</sup>, Sadaf ABA UMER KODWAWWALA<sup>2</sup>, Bashir AHMED<sup>2</sup> and Adeeb Ul Hasan RIZVI<sup>2</sup>*

<sup>1</sup> Sindh Institute of Urology & Transplantation, Department of chemical Pathology, Karachi, PAKISTAN

<sup>2</sup> Sindh Institute of Urology & Transplantation, PGR Department of Paediatric Urology, Karachi, PAKISTAN





09:15 – 09:18 **S21-7 (PP)**

### **CAN HOUNSFIELD UNIT (HU) DETECTION BY NON-CONTRAST COMPUTERIZED TOMOGRAPHY PREDICT THE STONE COMPOSITION IN CHILDREN PREOPERATIVELY?**

*Ali Cansu BOZACI<sup>1</sup>, Mesut ALTAN<sup>1</sup>, Burak CITAMAK<sup>1</sup>, Altan GUNES<sup>2</sup>, Hasan Serkan DOGAN<sup>1</sup>, Mithat HALILOGLU<sup>2</sup> and Serdar TEKGÜL<sup>1</sup>*

1 Hacettepe University, Urology, Ankara, TURKEY

2 Hacettepe University, Radiology, Ankara, TURKEY

09:18 – 09:21 **S21-8 (PP)**

### **AMMONIUM HYDROGEN URATE STONES IN CHILDREN – RISK FACTORS AND ULTRASTRUCTURE**

*Mirza Naqi ZAFAR<sup>1</sup>, Sajid SULTAN<sup>2</sup>, Sadaf ABA UMER KODWAWWALA<sup>2</sup>, Bashir AHMED<sup>2</sup> and Adeeb Ul Hasan RIZVI<sup>2</sup>*

1 Sindh Institute of Urology & Transplantation, Department of Pathology, Karachi, PAKISTAN

2 Sindh Institute of Urology & Transplantation, PGR Department of Paediatric Urology, Karachi, PAKISTAN

09:21 – 09:30 **Discussion**

09:30 – 10:00

## **Panel: ENDOUROLOGY**

*Moderator Serdar Tekgül (Turkey)*

*Panelists: Seif Hamdy (Egypt), Sajid Sultan (Pakistan), Serkan Dogan (Turkey)*

10:00 – 10:20 **Coffee Break**

## **ESPU Meeting on Saturday 25, June 2016, 10:20 – 10:44**

### **S22: NOCTURNAL ENURESIS**

**Moderators: Guy Bogaert (Belgium), Søren Rittig (Denmark – ESPN)**

10:20 – 10:23 **S22-1 (PP)**

#### **★ EFFECTIVE TREATMENT OF ENURESIS RESULTS IN IMPROVED NEUROPSYCHOLOGICAL FUNCTIONING AND SLEEP**

*Charlotte VAN HERZEELE<sup>1</sup>, Karlien DHONDT<sup>2</sup>, Sanne ROELS<sup>3</sup>, Ann RAES<sup>4</sup>, Luitzen-Albert GROEN<sup>5</sup>, Piet HOEBEKE<sup>5</sup> and Johan VANDE WALLE<sup>4</sup>*

1 University Hospital, Pediatric nephrology, Gent, BELGIUM

2 University Hospital Ghent, Child Neurology & Metabolism, Pediatric Sleep Center, Gent, BELGIUM

3 Ghent University, Department of Data-Analysis, Gent, BELGIUM

4 University Hospital Ghent, Pediatric nephrology, Gent, BELGIUM

5 University Hospital Ghent, Pediatric urology, Gent, BELGIUM



10:23 – 10:26 S22-2 (PP)

### FUNCTIONAL BLADDER CAPACITY ASSESSMENT: SHOULD WE USE FREQUENCY VOLUME CHARTS OR UROFLOWMETRY?

*Ilse HOFMEESTER<sup>1</sup>, A.E. BRINKER<sup>2</sup>, Martijn G. STEFFENS<sup>1</sup>, Wouter F.J. FEITZ<sup>3</sup> and Marco H. BLANKER<sup>4</sup>*

1 Isala, Urology, Zwolle, NETHERLANDS

2 University of Groningen, University Medical Centre Groningen, Department of General Practice, Groningen, NETHERLANDS

3 Radboudumc Amalia Children's Hospital, Radboud University Medical Center, Pediatric Urology Center, Department of Urology, Nijmegen, NETHERLANDS

4 University of Groningen, University Medical Centre Groningen, General Practice, Groningen, NETHERLANDS

10:26 – 10:29 S22-3 (PP)

### EFFECT OF ANTICHOLINERGIC THERAPY ON AROUSABILITY IN CHILDREN WITH NONMONOSYMPTOMATIC ENURESIS

*Jung Keun LEE, Young Jae IM and Kwanjin PARK*

Seoul National University Hospital, Urology, Seoul, REPUBLIC OF KOREA

10:29 – 10:32 S22-4 (PP)

### LONG-TERM OUTCOME OF NOCTURNAL ENURESIS: REPORT OF A STRIKING POPULATION WITH CONTINUOUS UNPRESCRIBED DESMOPRESSIN (AB)USE LONGER THAN 3 YEARS FOR RELAPSING ENURESIS

*Onur TELLİ<sup>1</sup>, Perviz HACIYEV<sup>2</sup>, Seymur KERIMOV<sup>2</sup>, Baris ESEN<sup>2</sup>, Tarkan SOYGUR<sup>1</sup> and Berk BURGU<sup>1</sup>*

1 Ankara University School of Medicine, Paediatric urology, Ankara, TURKEY

2 Ankara University School of Medicine, Urology, Ankara, TURKEY

10:32 – 10:44 Discussion

## ESPU Meeting on Saturday 25, June 2016, 10:44 – 11:32

### S23: OBSTRUCTION & HYDRONEPHROSIS

**Moderators: Marcel Drlik (Czech Republic), Elena Levtchenko (Belgium – ESPN)**

10:44 – 10:47 S23-1 (PP)

### ★ DISMEMBERED PYELOPLASY IN INFANTS < 6 MONTHS WITH AND WITHOUT EXTERNAL TRANS-ANASTOMOTIC NEPHROSTENT: A PROSPECTIVE RANDOMIZED STUDY

*Mohammed Said ELSHEEMY<sup>1</sup>, Ahmed SHOUMAN<sup>2</sup>, Farouk NASSER<sup>2</sup> and Amr LOTFY<sup>2</sup>*

1 Cairo University, Urology department, Giza – Cairo, EGYPT

2 Urology department, Cairo university, Urology department, Cairo, EGYPT

10:47 – 10:50 S23-2 (PP)

### CAJAL CELLS AND PATHOGENESIS OF URETEROPELVIC JUNCTION OBSTRUCTION

*Mustafa Ozgur TAN<sup>1</sup>, Cem SENOL<sup>2</sup>, Metin ONARAN<sup>1</sup>, Serhat GUROCAK<sup>1</sup> and Ipek Isik GONUL<sup>3</sup>*

1 GAZI UNIVERSITY SCHOOL OF MEDICINE, UROLOGY, Ankara, TURKEY

2 MUS STATE HOSPITAL, UROLOGY, Mus, TURKEY

3 GAZI UNIVERSITY SCHOOL OF MEDICINE, PATHOLOGY, Ankara, TURKEY



10:50 – 10:53 **S23-3 (PP)**

### **URETEROPELVIC JUNCTION OBSTRUCTION: IS THERE ANY BENEFIT FROM VOIDING CYSTOURETHROGRAPHY IN CHILDREN WITH NON-DILATED URETERS?**

Mohammed Said *ELSHEEMY*<sup>1</sup>, Ahmed *SHOUMAN*<sup>2</sup>, Waseem *ABOULELA*<sup>2</sup>, Kareem *DAW*<sup>2</sup>, Ahmed *SHOUKRY*<sup>2</sup>, Hany *MORSI*<sup>2</sup> and Hesham *BADAWY*<sup>2</sup>

- 1 Cairo University, Urology department, Giza – Cairo, EGYPT
- 2 Urology department, Cairo university, Urology department, Cairo, EGYPT

10:53 – 11:08 **Discussion**

11:08 – 11:11 **S23-4 (PP)**

### **ROLE OF DOUBLE-J (DJ) STENTING IN PRIMARY OBSTRUCTIVE MEGAURETERS**

Anupam *LALL*, Alok *GODSE*, Anindiya *NIYOGI* and Milan *GOPAL*

Great north children's hospital, Department of Paediatric Urology, Newcastle Upon Tyne, UNITED KINGDOM

11:11 – 11:14 **S23-5 (PP)**

### **URETERAL REIMPLANTATION FOR PRIMARY URETERO-VESICAL OBSTRUCTION: INFLUENCE ON BLADDER FUNCTION**

Sasa *SEKULOVICH*<sup>1</sup>, Michele *GNECH*<sup>1</sup>, Fabrizio *VATTA*<sup>2</sup>, Waifro *RIGAMONTI*<sup>2</sup> and Marco *CASTAGNETTI*<sup>3</sup>

- 1 University Hospital of Padova, Paediatric Urology, Urology Unit, Padova, ITALY
- 2 Burlo Garofalo Hospital, Paediatric Surgery Unit, Trieste, ITALY
- 3 University Hospital of Padova, Urology Unit, Section for Paediatric Urology, Padova, ITALY

11:14 – 11:17 **S23-6 (PP)**

### **THE PHYSICAL PROPERTIES OF PEDIATRIC FOLEY CATHETERS**

Nav *JOHAL*<sup>1</sup>, Katie *PFISTERMULLER*<sup>2</sup> and Peter *CUCKOW*<sup>3</sup>

- 1 Great Ormond St Hospital, Urology, London, UNITED KINGDOM
- 2 Great Ormond St Hospital, Paediatric Urology, London, UNITED KINGDOM
- 3 Great Ormond St Hospital, London, UNITED KINGDOM

11:17 – 11:32 **Discussion**

## **ESPU Meeting on Saturday 25, June 2016, 11:32 – 12:08**

### **S24: LUT DYSFUNCTION 2**

**Moderators: Erik Van Laecke (Belgium), Margit Fisch (Germany)**

11:32 – 11:35 **S24-1 (PP)**

### **★ URIKA: WEARABLE ULTRASOUND MONITORING FOR THE DETECTION OF A FULL BLADDER IN CHILDREN WITH DYSFUNCTIONAL VOIDING: A PILOT STUDY**

P.G. *VAN LEUTEREN*<sup>1</sup>, B.A. *DE VRIES*<sup>1</sup>, G.C.J.W. *DE JOODE-SMINK*<sup>1</sup>, B *TEN HAKEN*<sup>2</sup> and P *DIK*<sup>1</sup>

- 1 University Medical Centre Utrecht / Wilhelmina Children's Hospital, Dept. of Pediatric Urology, Utrecht, NETHERLANDS
- 2 University of Twente, MIRA Institute for Biomedical Technology and Technical Medicine, Enschede, NETHERLANDS



11:35 – 11:38 **S24-2 (PP)**

### **IS THERE A CHARACTERISTIC UROFLOW PATTERN FOR OVERACTIVE BLADDER (OAB)**

*Kenneth GLASSBERG<sup>1</sup>, Jason VAN BATAVIA<sup>2</sup> and Andrew COMBS<sup>3</sup>*

- 1 Columbia University Medical Center, Urology, Remsenburg, USA
- 2 The Children's Hospital of Philadelphia, Pediatric Urology, Philadelphia, USA
- 3 Weill Cornell Medical Center, Urology, New York, USA

11:38 – 11:41 **S24-3 (PP)**

### **A NON-INVASIVE APPROACH TO DETERMINE THE TYPE AND SEVERITY OF VOIDING-DEFECATION DYSFUNCTIONS IN CHILDREN FOR A FAVORABLE OUTCOME**

*Abdurrahman ONEN*

Onen Cocuk Urolojisi Merkezi, Paediatric Surgery, Diyarbakir, TURKEY

11:41 – 11:44 **S24-4 (PP)**

### **THE ROLE OF STRUCTURED BIOFEEDBACK IN THE TREATMENT OF VOIDING DYSFUNCTION: WHEN AND HOW BIOFEEDBACK?**

*Abdurrahman ONEN*

Onen Cocuk Urolojisi Merkezi, Paediatric Urology, Diyarbakir, TURKEY

11:44 – 11:47 **S24-5 (PP)**

### **THE EFFECT OF BIOFEEDBACK THERAPY ON VOIDING DYSFUNCTION SYMPTOM SCORE IN CHILDREN WITH LOWER URINARY TRACT DYSFUNCTION**

*Bahadır TOPUZ<sup>1</sup>, Giray ERGIN<sup>2</sup>, Sercan YILMAZ<sup>1</sup>, Hasan Cem IRKILATA<sup>1</sup>, Yusuf KIBAR<sup>1</sup> and Musa Murat DAYANÇ<sup>3</sup>*

- 1 Gülhane military medical academy, Urology, Ankara, TURKEY
- 2 Koru hospital, Urology, Ankara, TURKEY
- 3 Liv hospital, Pediatric urology, Ankara, TURKEY

11:47 – 12:08 **Discussion**

## **ESPU Meeting on Saturday 25, June 2016, 12:08 – 12:56**

### **S25: NEUROPATHIC BLADDER**

**Moderators: Antonio Macedo (Brazil), Raimund Stein (Germany)**

12:08 – 12:11 **S25-1 (PP)**

### **★ DETERMINING WHICH SPINA BIFIDA PATIENTS WITH AN ELEVATED DETRUSOR LEAK POINT PRESSURE (DLPP) ARE AT GREATEST RISK FOR DEVELOPING UPPER TRACT COMPROMISE: THE VALUE OF THE "REINSERTION TECHNIQUE"**

*Kenneth GLASSBERG<sup>1</sup> and Andrew COMBS<sup>2</sup>*

- 1 Columbia University Medical Center, Urology, Remsenburg, USA
- 2 Weill Cornell Medical Center, Urology, New York, USA



12:11 – 12:14 **S25-2 (PP)**

★ **ENDOCRINE TESTICULAR FUNCTION AND SEXUALITY IN PATIENTS WITH SPINA BIFIDA**

Raimund STEIN<sup>1</sup>, Jannis HILDEBRAND<sup>2</sup> and Peter RUBENWOLF<sup>2</sup>

1 University Medical Centre Mannheim, Department of Pediatric and Adolescent Urology, Mannheim, GERMANY

2 University of Mainz, Department of Urology, Mainz, GERMANY

12:14 – 12:17 **S25-3 (PP)**

**UROLOGICAL SEQUELAE AFTER NEONATAL SACROCCYGEAL TERATOMA RESECTION**

María Virginia AMESTY<sup>1</sup>, Alejandra VILANOVA SÁNCHEZ<sup>2</sup>, Vanesa NÚÑEZ CERESO<sup>2</sup>, Susana RIVAS<sup>2</sup>, Roberto LOBATO ROMERA<sup>2</sup>,  
María José MARTÍNEZ URRUTIA<sup>2</sup> and Pedro LÓPEZ PEREIRA<sup>2</sup>

1 University Hospital La Paz, Pediatric Urology, Madrid, SPAIN

2 Hospital Universitario La Paz, Pediatric Urology, Madrid, SPAIN

12:17 – 12:20 **S25-4 (PP)**

**IMPACT OF URINARY AND FECAL INCONTINENCE ON QUALITY OF LIFE IN ADULTS WITH SPINA BIFIDA:  
ALL INCONTINENCE IS NOT CREATED EQUAL**

Konrad SZYMANSKI, Rosalia MISSERI, Benjamin WHITTAM, Martin KAEFER, Richard RINK and Mark CAIN

Riley Hospital for Children, Pediatric Urology, Indianapolis, USA

12:20 – 12:32 **Discussion**

12:32 – 12:35 **S25-5 (PP)**

**QUALITY OF LIFE (QOL) AND PERCEPTION OF CATHETERIZATION IN CHILDREN WITH SPINA BIFIDA**

Irena KORICANAC<sup>1</sup> and Zoran RADOJICIC<sup>2</sup>

1 University Childrens Hospital Belgrade, Cabinet for Clinical Psihology -Neurology Department, Belgrade, SERBIA

2 University Childrens Hospital Belgrade, Urology, Belgrade, SERBIA

12:35 – 12:38 **S25-6 (PP)**

**LOWER URINARY TRACT SYMPTOMS AND URODYNAMIC FINDINGS IN CHILDREN AND ADULTS WITH CEREBRAL  
PALSY: A SYSTEMATIC REVIEW**

Bieke SAMIJN<sup>1</sup>, Erik VAN LAECKE<sup>2</sup>, Catherine RENSON<sup>3</sup>, Piet HOEBEKE<sup>2</sup>, Frank PLASSCHAERT<sup>2</sup>, Johan VANDE WALLE<sup>2</sup>  
and Christine VAN DEN BROECK<sup>4</sup>

1 University Ghent, Uro-gynaecology, Ghent, BELGIUM

2 University Ghent – University hospital Ghent, Ghent, BELGIUM

3 University hospital Ghent, Ghent, BELGIUM

4 University Ghent, Ghent, BELGIUM

12:38 – 12:41 **S25-7 (PP)**

**IN-UTERO MMC SURGERY: A PROSPECTIVE ANALYSIS OF HIGH-RISK BLADDER PATTERN (HRBP)**

João PARIZI<sup>1</sup>, Marcela LEAL<sup>2</sup>, Gustavo MARTINS<sup>2</sup>, Sérgio OTTONI<sup>2</sup>, Gilmar GARRONE<sup>2</sup> and Antonio MACEDO JR<sup>2</sup>

1 Universidade Federal de São Paulo, Urologia, São Paulo, BRAZIL

2 Universidade Federal de São Paulo, Urologia, São Paulo, BRAZIL



12:41 – 12:44 **S25-8 (PP)**

**TRANSDERMAL OXYBUTYNYN NEOXY®TAPE7.5MG SURPASSES ORAL OXYBUTYNYN HYDROCHLORIDE FOR CHILDREN WITH NEUROGENIC DETRUSOR OVERACTIVITY**

*Kazuyoshi JOHNIN, Kenichi KOBAYASHI and Akihiko KAWAUCHI*

Shiga University of Medical Science, Urology, Otsu, JAPAN

12:44 – 12:56 **Discussion**

**ESPU Meeting on Saturday 25, June 2016, 12:56 – 13:44**

**S26: HYPOSPADIAS 2**

**Moderators: Pedro Lopez Pereira (Spain), Marco Castagnetti (Italy)**

12:56 – 12:59 **S26-1 (PP)**

**★ SNODGRASS VERSUS SNODGRAFT FOR REPAIR OF PRIMARY DISTAL HYPOSPADIAS: A PROSPECTIVE RANDOMIZED STUDY**

*Tamer HELMY<sup>1</sup>, Wael GHANEM<sup>1</sup>, Mohamed DAWABA<sup>1</sup>, Ahmed ABDELHALIM<sup>1</sup>, Mahmoud EL-KENAWY<sup>1</sup> and Ashraf HAFEZ<sup>2</sup>*

1 Urology and Nephrology Center, Mansoura University, Urology, Mansoura, EGYPT

2 UROLOGY & NEPHROLOGY CENTER, MANSOURA UNIVERSITY, Urology, Mansoura, EGYPT

12:59 – 13:02 **S26-2 (PP)**

**STENT-RELATED COMPLICATIONS FOLLOWING HYPOSPADIAS REPAIR: A PROSPECTIVE, QUASI-RANDOMIZED TRIAL COMPARING SILASTIC AND KOYLE STENTS**

*Annette SCHRÖDER, Linda LEE, Darius BÄGLI, Armando LORENZO, Walid FARHAT and Martin KOYLE*

The Hospital for Sick Children, Urology, Toronto, CANADA

13:02 – 13:05 **S26-3 (PP)**

**RISK FACTORS FOR ADDITIONAL COMPLICATIONS AFTER FAILED HYPOSPADIAS REPAIR; NEED FOR NEW STRATEGIES TO IMPROVE WOUND HEALING?**

*Warren SNODGRASS and Nicol BUSH*

PARC Urology, Dallas, USA

13:05 – 13:08 **S26-4 (PP)**

**AN ASSESSMENT OF OBJECTIVE OUTCOME AND ANALYSIS OF RARE COMPLICATIONS WITH G TIP URETHROPLASTY IN PRIMARY DISTAL HYPOSPADIAS**

*Mamdouh AHMED and Vipul GUPTA*

IBN SINA HOSPITAL, Paediatric surgery and urology, Kuwait, KUWAIT

13:08 – 13:20 **Discussion**



**13:20 – 13:23 S26-5 (PP)**

**“GLANS FUSION”: A NEW OBJECTIVE PARAMETER TO COMPARE HYSPADIAS GLANSPLASTY RESULTS TO NORMAL BOYS**

*Nicol BUSH and Warren SNOODGRASS*

PARC Urology, Dallas, USA

**13:23 – 13:26 S26-6 (PP)**

**DOES PREPUTIAL RECONSTRUCTION INCREASE COMPLICATION RATE OF HYSPADIAS REPAIR? 20-YEAR SYSTEMATIC REVIEW AND METHA-ANALYSIS**

*Marco CASTAGNETTI<sup>1</sup>, Waifro RIGAMONTI<sup>2</sup> and Ciro ESPOSITO<sup>3</sup>*

1 University Hospital of Padova, Urology Unit, Section for Paediatric Urology, Padova, ITALY

2 Burlo Garofalo Hospital, Paediatric Surgery Unit, Trieste, ITALY

3 University Hospital of Naples, Paediatric Surgery Unit, Naples, ITALY

**13:26 – 13:29 S26-7 (PP)**

**A COMPARISON OF THE FUNCTIONAL OUTCOMES AFTER HYSPADIAS REPAIR IRRESPECTIVE OF COMPLEXITY**

*Milan GOPAL<sup>1</sup>, Anna RADFORD<sup>2</sup> and Ramnath SUBRAMANIAM<sup>3</sup>*

1 The Royal Victoria Infirmary, Department of Paediatric Surgery, Newcastle, UNITED KINGDOM

2 Leeds Teaching Hospitals NHS Trust, Paediatric Surgery & Urology, Leeds, UNITED KINGDOM

3 Leeds Teaching Hospitals NHS Trust, Department of Paediatric Urology, Leeds, UNITED KINGDOM

**13:29 – 13:32 S26-8 (PP)**

**GRAFT AUGMENTED TUBULARISED SPLIT (GATS)**

*Abraham CHERIAN and Naima SMEULDERS*

Great Ormond Street Hospital for Children, Paediatric Urology, London, UNITED KINGDOM

**13:32 – 13:44 Discussion**

**13:44 – 14:10 Prizes and Closure**



# VR: VIDEO ROOM

## VR-1 (VS)

### **TOTAL LAPAROSCOPIC MINI SLEEVE GASTRECTOMY AND GASTROCYSTOPLASTY IN PEDAITRIC PATIENTS**

*M S ANSARI<sup>1</sup> and Virender SEKHON<sup>2</sup>*

- 1 Sanjay Gandhi Postgraduate Institute of Medical Sciences, Department of Urology and renal transplantation, Lucknow, INDIA
- 2 Sanjay Gandhi PGIMS, Lucknow, INDIA

## VR-2 (VS)

### **LAPAROSCOPIC ORCHIDOPEXY WITH GUBERNACULAR PRESERVATION IN PATIENTS WITH PRUNE BELLY SYNDROME**

*Jessica MING<sup>1</sup>, Pedram AKBARI<sup>2</sup>, Michael E CHUA<sup>2</sup> and Walid A FARHAT<sup>2</sup>*

- 1 Hospital for Sick Children, Urology, Toronto, CANADA
- 2 Hospital for Sick Children, Toronto, CANADA

## VR-3 (VS)

### **CAN WE IMPROVE URETHRAL RESISTANCE BY NEUROGENIC BLADDER WITH MINI-SLING POLYPROPYLENE MESH EARLY ON AND BEFORE WE DECIDE FOR DEFINITE APPROACH?**

*Antonio MACEDO JUNIOR, Marcela LEAL DA CRUZ, João PARIZI, Gustavo MARTINS, Riberto LIGUORI, Sergio OTTONI, Bruno LESLIE and Gilmar GARRONE*

Federal University of São Paulo, Pediatric Urology NUPEP, São Paulo, BRAZIL

## VR-4 (VS)

### **FULL-THICKNESS SKIN MESH GRAFT VAGINOPLASTY: A SKIN SPARING TECHNIQUE**

*Guilherme LANG MOTTA, Patric MACHADO TAVARES, Gabriel VEBER MOISÉS DA SILVA, Fernando JAHN DA SILVA ABREU, Milton BERGER, Brasil SILVA NETO and Tiago ELIAS ROSITO*

Hospital de Clínicas de Porto Alegre (HCPA), Department of Urology, Porto Alegre, BRAZIL

## VR-5 (VS)

### **MODIFIED INCISED PLATE URETHROPLASTY IN DISTAL HYPOSPADIAS REPAIR: STEPWISE TECHNIQUE WITH SATISFACTORY FUNCTIONAL AND ESTHETIC OUTCOME**

*Anne-Francoise SPINOIT<sup>1</sup>, Anna RADFORD<sup>2</sup>, Tom CLAEYS<sup>3</sup>, Junaid ASHRAF<sup>2</sup> and Ramnath SUBRAMANIAM<sup>2</sup>*

- 1 GHENT UNIVERSITY HOSPITAL, Urology, Ghent, BELGIUM
- 2 Leeds Children's Hospital, Pediatric Urology, Leeds, UNITED KINGDOM
- 3 Ghent University Hospital, Ghent, BELGIUM

## VR-6 (VS)

### **RADIOLOGICAL AND CYSTOSCOPIC PITFALLS IN A HUGE PELICAN BEAK LIKE PROTRUSION OF DISTAL URETERIC STONES**

*Akin KARAGOZGLU, Baran TOKAR and Nilsun KUAS*

Eskisehir OGU Medical School, Department of Pediatric Surgery, Section of Pediatric Urology, Eskisehir, TURKEY





#### VR-7 (VS)

### **PARTIAL BIFID PHALLUS: A CASE REPORT**

Ahsen KARAGOZLU AKGUL<sup>1</sup>, AySe SENGUN PARLAK<sup>2</sup>, Murat UCAR<sup>2</sup>, Yusuf CALISKAN<sup>2</sup> and Nizamettin KILIC<sup>2</sup>

1 Uludag University Medical Faculty, Department of Pediatric Surgery Division of Pediatric Urology, Bursa, TURKEY

2 Uludag University Medical Faculty, Department of Pediatric Surgery Division of Pediatric Urology, Bursa, TURKEY

#### VR-8 (VS)

### **LAPAROSCOPIC VARICOCECTOMY: ARTERY & LYMPHATIC SPARING WITH INTRA-OPERATIVE RETROGRADE VENOGRAPHY**

Yong Seung LEE, Byung Hoon CHI, Sang Woon KIM and Sang Won HAN

Yonsei University College of Medicine, Department of Urology, Seoul, REPUBLIC OF KOREA

#### VR-9 (VS)

### **SECOND STAGE GUBERNACULUM SPARING LAPAROSCOPIC ORCHIDOPEXY (GSLO)**

Luis BRAGA<sup>1</sup>, Mandy RICKARD<sup>2</sup>, Bethany EASTERBROOK<sup>2</sup>, Jorge DEMARIA<sup>1</sup> and Armando LORENZO<sup>3</sup>

1 McMaster University – McMaster Children's Hospital, Department of Surgery / Urology, Hamilton, CANADA

2 McMaster University – McMaster Children's Hospital, McMaster Pediatric Surgery Research Collaborative, Hamilton, CANADA

3 The Hospital for Sick Children, Department of Surgery / Urology, Toronto, CANADA

#### VR-10 (VS)

### **A NOVEL LAPAROSCOPIC TECHNIQUE FOR ABDOMINO-SCROTAL HYDROCELE REPAIR IN CHILDREN**

Baran TOKAR<sup>1</sup>, Akin KARAGOZGLU<sup>1</sup>, M.Surhan ARDA<sup>2</sup> and Umut ALICI<sup>2</sup>

1 Eskisehir OGU Medical School, Department of Pediatric Surgery, Section of Pediatric Urology, Eskisehir, TURKEY

2 Eskisehir OGU Medical School, Department of Pediatric Surgery, Eskisehir, TURKEY

#### VR-11 (VS)

### **EPISPADIAS REPAIR WITH TUNICA VAGINALIS FLAP**

C.D. Anthony HERNDON<sup>1</sup>, Rebecca ZEE<sup>2</sup>, John MAKARI<sup>3</sup> and Fernando FERRER<sup>3</sup>

1 University of Virginia, Surgery/Urology, Charlottesville, USA

2 University of Virginia, Urology, Charlottesville, USA

3 University of Connecticut, Urology, Hartford, USA

#### VR-12 (VS)

### **SHISH KEBAP LIKE URETERIC PENETRATION THROUGH THE SIGMOID COLON MESENTERY FOLLOWING POLITANO-LEADBETTER URETERIC REIMPLANTATION: LAPAROSCOPIC DIAGNOSIS AND URETEROSTOMY (STAGE I), LAPAROSCOPIC EXTRAVESICAL TELESCOPIC URETERIC REIMPLANTATION (STAGE II)**

Baran TOKAR, Akin KARAGOZGLU and Cigdem ARSLAN ALICI

Eskisehir OGU Medical School, Department of Pediatric Surgery, Section of Pediatric Urology, Eskisehir, TURKEY

#### VR-13 (VS)

### **THE LEARNING CURVE WITH ANTEGRADE SCLEROTHERAPY IN ADOLESCENT VARICOCELE PATIENTS**

David KEENE and Raimondo CERVELLIONE

Royal Manchester Children's Hospital, Paediatric Urology, Manchester, UNITED KINGDOM



#### VR-14 (VS)

### MICROPERCUTANEOUS ENDOPYELOTOMY IN THE TREATMENT OF SECONDARY URETEROPELVIC JUNCTION OBSTRUCTION

Alberto PARENTE, Jose Maria ANGULO, Ruben ORTIZ and Laura BURGOS  
GREGORIO MARAÑÓN UNIVERSITY HOSPITAL, PEDIATRIC UROLOGY, Madrid, SPAIN

#### VR-15 (VS)

### MONFORT ABDOMINOPLASTY, BILATERAL ORCHIOPEXY, RIGHT NEPHROURETERECTOMY, RIGHT URETERAL MITROFONOFF PROCEDURE, LEFT DISTAL URETEROSISTOPLASTY, LEFT URETERONEOCYSTOSTOMY IN PRUNE BELLY SYNDROME

Onur TELLI<sup>1</sup>, Tarkan SOYGUR<sup>1</sup>, Mete OZKIDIK<sup>2</sup>, Aykut AKINCI<sup>2</sup> and Berk BURGU<sup>2</sup>

- 1 Ankara University School of Medicine, Paediatric urology, Ankara, TURKEY
- 2 Ankara University School of Medicine, Urology, Ankara, TURKEY

#### VR-16 (VS)

### WILMS TUMOR PRESENTING WITH INTRACAVAL THROMBUS

Perviz HACIYEV<sup>1</sup>, Onur TELLI<sup>2</sup>, Mete OZKIDIK<sup>1</sup>, Aykut AKINCI<sup>1</sup>, Nurdan TACYILDIZ<sup>3</sup>, Handan DINCASLAN<sup>3</sup>, Deniz BALCI<sup>4</sup>, Cuneyt KOKSOY<sup>4</sup>, Tarkan SOYGUR<sup>2</sup> and Berk BURGU<sup>2</sup>

- 1 Ankara University School of Medicine, Urology, Ankara, TURKEY
- 2 Ankara University School of Medicine, Paediatric urology, Ankara, TURKEY
- 3 Ankara University School of Medicine, Pediatric Oncology, Ankara, TURKEY
- 4 Ankara University School of Medicine, General Surgery, Ankara, TURKEY

#### VR-17 (VS)

### ROBOTIC PYELOPLASTY IN INCOMPLETE DOUBLE DISTRICT IN CHILDREN: INITIAL EXPERIENCE IN OUR CENTRE

Lorenzo MASIERI<sup>1</sup>, Michele LANCIOTTI<sup>1</sup>, Chiara CINI<sup>1</sup>, Maria TAVERNA<sup>1</sup>, Luca LANDI<sup>1</sup>, Marta BETTI<sup>1</sup>, Antonio ELIA<sup>1</sup> and Marco CARINI<sup>2</sup>

- 1 Clinica Urologica, Azienda Ospedaliera Universitaria Meyer, Urology, Firenze, ITALY
- 2 Azienda Ospedaliera Universitaria Careggi, Urology, Firenze, ITALY

#### VR-18 (VS)

### LAPAROSCOPIC IPSILATERAL URETERO-URETEROSTOMY FOR THE MANAGEMENT OF COMPLETE DUPLICATION OF THE COLLECTING SYSTEM AND ECTOPIC URETER DRAINING INTO VAGINA CAUSING INCONTINENCE

Guilherme LANG MOTTA, Fernando JAHN DA SILVA ABREU, Rodrigo ULIANO MOSER DA SILVA, Patric MACHADO TAVARES, Milton BERGER, Brasil SILVA NETO and Tiago ELIAS ROSITO

Hospital de Clínicas de Porto Alegre (HCPA), Department of Urology, Porto Alegre, BRAZIL

#### VR-19 (VS)

### THE COEXISTENCE OF HORSE SHOE KIDNEY AND BILATERAL VARICOCELE IN MONOZYGOTIC TWIN BROTHERS

Ahsen KARAGOZLU AKGUL<sup>1</sup>, Murat UCAR<sup>1</sup>, Gokhan ORCAN<sup>2</sup> and Nizamettin KILIC<sup>1</sup>

- 1 Uludag University Medical Faculty, Department of Pediatric Surgery Division of Pediatric Urology, Bursa, TURKEY
- 2 Uludag University Medical Faculty, Department of RAdiology Division of Pediatric Radiology, Bursa, TURKEY



VR-20 (VS)

**ULTRA-SMALL OPEN SURGICAL APPROACH TO INFANTS WITH UPJ OBSTRUCTION**

*Jessica M MING<sup>1</sup>, Michael E CHUA<sup>2</sup>, Linda LEE<sup>2</sup>, Roberto I LOPES<sup>2</sup> and Walid A FARHAT<sup>2</sup>*

1 Hospital for Sick Children, Urology, Toronto, CANADA

2 Hospital for Sick Children, Toronto, CANADA





# ESPN

**Friday 24, June 2016, 14:24 – 15:14**

## **ESPN SESSION: WHERE PEDIATRIC NEPHROLOGISTS AND PEDIATRIC UROLOGISTS SHOULD JOIN FORCES?**

**Chairs: G. Bogaert & G. Montini**

14:24 S. Weber: Genetics of congenital anomalies of kidney and urinary tract (CAKUT)

14:49 N. Ahmad: Surgical aspects of renal transplantation in small children

**Saturday 25, June 2016, 08:30 – 10:00**

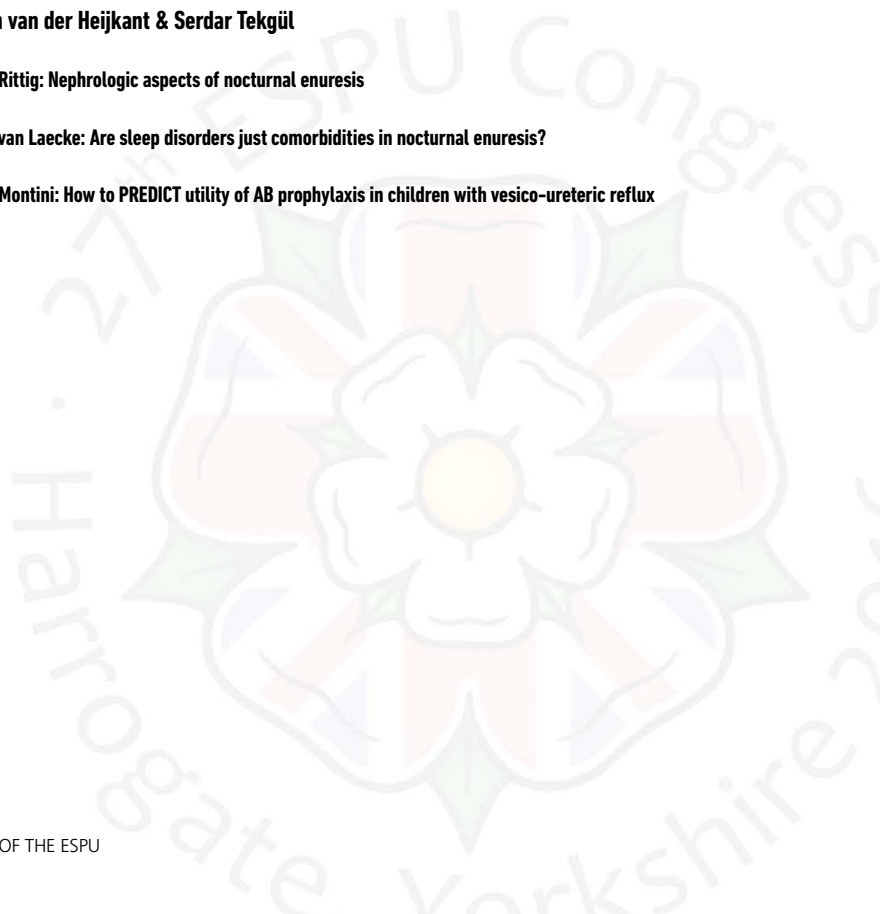
## **ESPN SESSION: ENURESIS / VUR**

**Chairs: Marleen van der Heijkant & Serdar Tekgül**

08:30 S. Rittig: Nephrologic aspects of nocturnal enuresis

09:00 E. van Laecke: Are sleep disorders just comorbidities in nocturnal enuresis?

09:30 G. Montini: How to PREDICT utility of AB prophylaxis in children with vesico-ureteric reflux





# ESPU-Nurses Programme Sessions

**ESPU-Nurses Meeting on Thursday 23, June 2016, 09:10 – 10:40**

## **ESPUN S1: FUNCTIONAL VOIDING DISORDERS**

**Moderators: Jens Larsson (Sweden) & Christine Rhodes (UK)**

**09:10 – 09:20 ESPUN S1-1 (OP)**

### **RESULTS OF INDIVIDUALIZED UROTHERAPY IN A TERTIARY CENTRE**

*Astrid HENDRIKS, Roelien VAN ZON, Jeraen R SCHEEPE, Fred VAN DER TOORN, Katja WOLFFENBUTTEL and Jaop VAN DEN HOEK*  
Erasmus Mc, Pediatric Urology, Rotterdam, NETHERLANDS

**09:20 – 09:30 ESPUN S1-2 (OP)**

### **URIKA: WEARABLE ULTRASOUND MONITORING FOR THE DETECTION OF A FULL BLADDER IN CHILDREN WITH DYSFUNCTIONAL VOIDING: A PILOT STUDY**

*P.G. VAN LEUTEREN<sup>1</sup>, B.A. DE VRIES<sup>1</sup>, G.C.J.W. DE JOODE-SMINK<sup>1</sup>, B TEN HAKEN<sup>2</sup> and P DIK<sup>1</sup>*

- 1 University Medical Centre Utrecht / Wilhelmina Children's Hospital, Dept. of Pediatric Urology, Utrecht, NETHERLANDS
- 2 University of Twente, MIRA Institute for Biomedical Technology and Technical Medicine, Enschede, NETHERLANDS

**09:30 – 09:40 ESPUN S1-3 (OP)**

### **VOIDING SCHOOL AS A TREATMENT OF CHILDREN'S FUNCTIONAL INCONTINENCE: ASSESSING THE EFFECTIVENESS OF INTERVENTION BY MEASURING CHANGES IN WETTING EPISODES**

*Anneli SAARIKOSKI<sup>1</sup>, Riitta KOPPELI<sup>2</sup> and Anna AXELIN<sup>3</sup>*

- 1 Helsinki University Hospital and University of Turku, Department of Nursing Science, The Hospital of Children and Adolescence, Helsinki, FINLAND
- 2 Helsinki University Hospital, Jorvi Hospital, Espoo, FINLAND
- 3 University of Turku, Department of Nursing Science, Turku, FINLAND

**09:40 – 09:50 ESPUN S1-4 (OP)**

### **INCONTINENCE: THE IMPORTANCE OF ANATOMICAL VARIATION IN THE POINT OF ENGAGEMENT OF THE PUBORECTALIS MUSCLE TO THE FEMALE URETHRA**

*Keetje DE MOOIJ<sup>1</sup>, Tom DE JONG<sup>2</sup>, Aart KLIJN<sup>1</sup>, Pieter DIK<sup>1</sup>, Anka NIEUWHOF-LEPPINK<sup>3</sup>, Caroline KUIJPER<sup>4</sup> and Rafal CHRZAN<sup>4</sup>*

- 1 University Medical Center Utrecht, Pediatric Urology, Utrecht, NETHERLANDS
- 2 University Medical Center Utrecht/ Academic Medical Center, Pediatric Urology, Utrecht, NETHERLANDS
- 3 University Medical Center Utrecht, Pediatric Psychology & Social Work, Utrecht, NETHERLANDS
- 4 Academic Medical Center, Pediatric Urology, Amsterdam, NETHERLANDS

**09:50 – 10:00 ESPUN S1-5 (OP)**

### **QUESTIONNAIRE ASSESSMENT OF CARTOON UROTHERAPY BOOKLET FOR CHILDREN WITH DYSFUNCTIONAL VOIDING AND URINARY INCONTINENCE**

*Lynne MCINTOSH<sup>1</sup>, Gillian WILSON<sup>1</sup>, Albi TAYLOR<sup>2</sup> and Salvatore CASCIO<sup>1</sup>*

- 1 Royal hospital for children, Surgical paediatrics, Glasgow, UNITED KINGDOM
- 2 Royal Hospital for Children, Glasgow, UNITED KINGDOM



**10:00 – 10:10 ESPUN S1-6 (OP)**

**THE USE OF NEUROMUSCULAR RE-EDUCATION IN GIRLS WITH STRESS URINARY INCONTINENCE**

*Rosalia MISSERI<sup>1</sup>, Shelly KING<sup>2</sup>, Rebecca GERBER<sup>2</sup> and Mark CAIN<sup>2</sup>*

- 1 Riley Hospital for Children at Indiana University Health, Pediatric Urology, Indianapolis, USA
- 2 Riley Hospital for Children at Indiana University Health, Indianapolis, USA

**10:10 – 10:20 ESPUN S1-7 (OP)**

**ADDED VALUE OF A TABLET BASED SERIOUS GAME TRAINING TOOL ON INTRINSIC MOTIVATION FOR UROTHERAPY**

*Anka NIEUWHOF-LEPPINK<sup>1</sup>, Tom P.V.M DE JONG<sup>2</sup>, Keetje, L DE MOOIJ<sup>3</sup> and Renske SCHAPPIN<sup>4</sup>*

- 1 Wilhelmina Childrens Hospital, University Medical Center Utrecht, Pediatric Psychology & Social Work, Utrecht, NETHERLANDS
- 2 Wilhelmina Childrens Hospital Utrecht/ UMCU, Amsterdam Medical Center, UROLOGY, Utrecht, NETHERLANDS
- 3 Wilhelmina Children Hospital, University Medical Center Utrecht, UROLOGY, Utrecht, NETHERLANDS
- 4 Wilhelmina Children Hospital, University Medical Center Utrecht, Pediatric Psychology & Social Work, Utrecht, NETHERLANDS

**10:20 – 10:30 ESPUN S1-8 (OP)**

**SENSORY RESPONSIVENESS AND INCONTINENCE IN HEALTHY CHILDREN AND CHILDREN WITH AUTISM SPECTRUM DISORDERS**

*Anka NIEUWHOF-LEPPINK<sup>1</sup>, Tom P.V.M DE JONG<sup>2</sup>, Keetje, L DE MOOIJ<sup>3</sup> and Renske SCHAPPIN<sup>1</sup>*

- 1 Wilhelmina Childrens Hospital, University Medical Center Utrecht, Pediatric Psychology & Social Work, Utrecht, NETHERLANDS
- 2 Wilhelmina Childrens Hospital Utrecht/ UMCU, Amsterdam Medical Center, UROLOGY, Utrecht, NETHERLANDS
- 3 Wilhelmina Childrens Hospital, University Medical Center Utrecht, UROLOGY, Utrecht, NETHERLANDS

**10:30 – 10:40 ESPUN S1-9 (OP)**

**THE TRUTH ABOUT BLADDER DIARY COMPLETION COMPLIANCE IN A RESEARCH SETTING**

*Charlotte MELLING<sup>1</sup>, Victoria OZKAN<sup>2</sup>, Nicholas WEBB<sup>3</sup>, Malcolm LEWIS<sup>3</sup> and Anju GOYAL<sup>1</sup>*

- 1 Royal Manchester Children's Hospital, Department of Paediatric Urology, Manchester, UNITED KINGDOM
- 2 Royal Manchester Children's Hospital, The National Institute for Health Research/Wellcome Trust Clinical Research Facility, Manchester, UNITED KINGDOM
- 3 Royal Manchester Children's Hospital, Department of Paediatric Nephrology, Manchester, UNITED KINGDOM



## ESPU-Nurses Meeting on Thursday 23, June 2016, 12:00 – 12:50

### ESPUN S2: NEUROPATHIC BLADDER

**Moderators: Louiza Dale (UK) & Babbet Jatkowski (Sweden)**

**12:00 – 12:10 ESPUN S2-1 (OP)**

#### **PREVALENCE OF UROLOGICAL PROBLEMS IN CHILDREN WITH RECENTLY DIAGNOSED MULTIPLE SCLEROSIS (MS)**

*Raelie VAN ZON<sup>1</sup>, Joop VAN DEN HOEK<sup>1</sup>, Sarita VAN DEN BERG<sup>2</sup>, Yuyi WONG<sup>3</sup>, Rinze NEUTEBOOM<sup>3</sup> and Jeroen R SCHEEPE<sup>4</sup>*

1 Erasmus MC-Sophia Childrens' Hospital, Pediatric Urology, Rotterdam, NETHERLANDS

2 Erasmus MC-Sophia Childrens' Hospital, Pediatric Neurology, Rotterdam, NETHERLANDS

3 Erasmus MC-Sophia Childrens' Hospital, Pediatric Neurology, Rotterdam, NETHERLANDS

4 Erasmus MC- Sophia Childrens' Hospital, Pediatric Urology, Rotterdam, NETHERLANDS

**12:10 – 12:20 ESPUN S2-2 (OP)**

#### **"HELP ME TO CATHETERISE"**

*Yvie MORLEY*

Royal Manchester Children's Hospital, Therapeutic and specialised Play, Manchester, UNITED KINGDOM

**12:20 – 12:30 ESPUN S2-3 (OP)**

#### **LOWER URINARY TRACT SYMPTOMS AND URODYNAMIC FINDINGS IN CHILDREN AND ADULTS WITH CEREBRAL PALSY: A SYSTEMATIC REVIEW**

*Bieke SAMIJN<sup>1</sup>, Erik VAN LAECKE<sup>2</sup>, Catherine RENSON<sup>3</sup>, Piet HOEBEKE<sup>2</sup>, Frank PLASSCHAERT<sup>2</sup>, Johan VANDE WALLE<sup>2</sup> and Christine VAN DEN BROECK<sup>4</sup>*

1 University Ghent, Uro-gynaecology, Ghent, BELGIUM

2 University Ghent – University hospital Ghent, Ghent, BELGIUM

3 University hospital Ghent, Ghent, BELGIUM

4 University Ghent, Ghent, BELGIUM



## ESPU-Nurses Meeting on Thursday 23, June 2016, 14:50 – 15:30

### ESPUN S3: ANOMALIES & ADOLESCENTS CARE

**Moderators: Lynne Bartlett (UK) & Nathalie Fort (France)**

**14:50 – 15:00 ESPUN S3-1 (OP)**

#### **5 YEARS AFTER INTRODUCTION OF A TRANSITION PROTOCOL FOR TRANSFER FROM PEDIATRIC TO ADULT UROLOGY**

*Barbara KORTMANN<sup>1</sup>, Anne HARHUIS<sup>2</sup>, Robert DE GIER<sup>3</sup>, Hanny COBUSSEN-BOEKHORST<sup>2</sup> and Wout FEITZ<sup>3</sup>*

- 1 Radboud University Nijmegen Medical Centre, Pediatric Urology, Nijmegen, NETHERLANDS
- 2 Radboud University Nijmegen Medical Center, Urology, Nijmegen, NETHERLANDS
- 3 Radboud University Nijmegen Medical Center, Pediatric Urology, Nijmegen, NETHERLANDS

**15:00 – 15:10 ESPUN S3-2 (OP)**

#### **BLADDER EXSTROPHY; CLINICAL CARE AND PARENT'S PARTICIPATION**

*Karen KWAK<sup>1</sup>, Jacqueline KNOLL<sup>2</sup>, Robert DE GIER<sup>3</sup>, Barbara KORTMANN<sup>4</sup> and Wouter FEITZ<sup>4</sup>*

- 1 Radboudumc, Amalia children's hospital, 807/ Q2B/ pediatric urology, Nijmegen, NETHERLANDS
- 2 Radboudumc, Amalia children's hospital, 807, Pediatric Urology, Nijmegen, NETHERLANDS
- 3 Radboudumc, 610, Urology, Nijmegen, NETHERLANDS
- 4 Radboudumc, Urology, Nijmegen, NETHERLANDS

**15:10 – 15:20 ESPUN S3-3 (OP)**

#### **CATHETERISING WITH CONFIDENCE: A GROUP BASED APPROACH FOR CHILDREN WITH BLADDER EXSTROPHY AND THEIR FAMILIES**

*Ruth HURRELL<sup>1</sup>, Lauren CALDER-HANLEY<sup>2</sup> and Yvie MORLEY<sup>3</sup>*

- 1 Royal Manchester Children's Hospital, Manchester, UNITED KINGDOM
- 2 Royal Manchester Children's Hospital, Paediatric psychosocial, Manchester, UNITED KINGDOM
- 3 Royal Manchester Children's Hospital, Urology, Manchester, UNITED KINGDOM

**15:20 – 15:30 ESPUN S3-4 (OP)**

#### **SELF REPORTS AND PROXY REPORTS OF QUALITY OF LIFE IN CHILDREN AND ADOLESCENTS WITH CHRONIC KIDNEY DISEASE AND AFTER RENAL TRANSPLANTATION: HOW IS IT RELATED TO PARENTAL STRESS, ANXIETY AND DEPRESSION?**

*Elke DE BRUYNE<sup>1</sup>, Eline VAN HOECKE<sup>2</sup>, Charlotte VAN HERZEELE<sup>3</sup>, Liesbet GOUBERT<sup>4</sup> and Johan VANDE WALLE<sup>5</sup>*

- 1 Ghent University Hospital, Pediatric Nephrology / Psychology, Gent, BELGIUM
- 2 Ghent University Hospital, Pediatric Psychology, Ghent, BELGIUM
- 3 Ghent University Hospital, Pediatric Nephrology / Psychology, Ghent, BELGIUM
- 4 Ghent University, Department of Experimental-Clinical and Health Psychology, Ghent, BELGIUM
- 5 Ghent University Hospital, Pediatric Nephrology, Ghent, BELGIUM





## ESPU-Nurses Meeting on Friday 24, June 2016, 09:05 – 09:35

### ESPUN S4: LOWER URINARY TRACT

**Moderators:** Karen Kwak (NL) & Elke De Bruijne (Belgium)

**09:05 – 09:15 ESPUN S4-1 (OP)**

#### **STUDY ON EMOTIONAL, BEHAVIORAL PROBLEM OF CHILDREN WITH ENURESIS BY CHILD PROBLEM-BEHAVIOR SCREENING QUESTIONNAIRE(CPSQ)**

*Sanghee SHIN<sup>1</sup>, Yoonye JI<sup>1</sup>, Ji Hye HWANG<sup>1</sup>, Sang Woon KIM<sup>2</sup>, Young Seung LEE<sup>2</sup> and Sang Won HAN<sup>2</sup>*

1 Severance Hospital, Children's Hospital, Seoul, REPUBLIC OF KOREA

2 Yonsei University College of Medicine, Department of Urology, Seoul, REPUBLIC OF KOREA

**09:15 – 09:25 ESPUN S4-2 (OP)**

#### **IS RECTAL PRESSURE MEASUREMENT NECESSARY FOR URODYNAMIC EVALUATION IN CHILDREN?**

*Charlotte MELLING<sup>1</sup>, Nicholas WEBB<sup>2</sup>, Anju GOYAL<sup>1</sup> and Malcolm LEWIS<sup>2</sup>*

1 Royal Manchester Children's Hospital, Department of Paediatric Urology, Manchester, UNITED KINGDOM

2 Royal Manchester Children's Hospital, Department of Paediatric Nephrology, Manchester, UNITED KINGDOM

**09:25 – 09:35 ESPUN S4-3 (OP)**

#### **A GROUP TRAINING PROGRAM FOR CHILDREN WITH FUNCTIONAL STOOL INCONTINENCE**

*Ellen JANHSEN-PODIEN<sup>1</sup>, Manuela THOMÁ<sup>2</sup>, Julia KURTH<sup>2</sup>, Stephan HÜBNER<sup>2</sup> and Martin CLASSEN<sup>2</sup>*

1 Klinikum Links der Weser, Klinik fuer Kinder- und Jugendmedizin, Bremen, GERMANY

2 Klinikum Links der Weser, Klinik fuer Kinder- und Jugendmedizin, Bremen, GERMANY



**ESPU-Nurses Meeting on Friday 24, June 2016, 09:35 – 10:05**

**ESPUN S5: MISCELLANEOUS 1**

**Moderators: Karen Kwak (NL) & Elke De Bruijne (Belgium)**

**09:35 – 09:45 ESPUN S5-1 (OP)**

**ELIMINATION SIGNALS DURING MICTURITION OBSERVED IN HEALTHY CHILDREN NOT WEARING DIAPERS**

*Kelly VAN DER CRUYSEN<sup>1</sup>, Stefan DE WACHTER<sup>2</sup>, Guido VAN HAL<sup>3</sup>, Tinne VAN AGGELPOEL<sup>1</sup> and Alexandra VERMANDEL<sup>1</sup>*

1 University of Antwerp- Antwerp University Hospital, Rehabilitation Sciences and physiotherapy, Wilrijk, BELGIUM

2 University of Antwerp- Antwerp University Hospital, Urology and urological rehabilitation, Wilrijk, BELGIUM

3 University of Antwerp, Social medicine- medical sociology and health policy, Wilrijk, BELGIUM

**09:45 – 09:55 ESPUN S5-2 (OP)**

**FOLLOW-UP BY NURSING OF CHILDREN TREATED WITH BOTULINUM TOXIN TYPE A**

*Sofia BOSCH COLLETE<sup>1</sup>, María Teresa ALONSO TORRES<sup>2</sup>, Ana PALOMINO MARTÍNEZ<sup>1</sup>, Laura GARCIA PORRAS<sup>1</sup>, Sandra GONZÁLEZ CAÑAS<sup>1</sup>, Ana BULLICH LLOSA<sup>1</sup>, María MUÑOZ PÉREZ<sup>1</sup> and Esther FRANQUET BARNILS<sup>1</sup>*

1 Fundación Puigvert, Nursing, Barcelona, SPAIN

2 Fundación Puigvert, Staff nurse, Barcelona, SPAIN

**09:55 – 10:05 ESPUN S5-3 (OP)**

**THE GASTROCOLIC REFLEX IN HEALTHY CHILDREN DURING TOILET TRAINING: AN OBSERVATIONAL STUDY**

*Tinne VAN AGGELPOEL<sup>1</sup>, Stefan DE WACHTER<sup>1</sup>, Julie VERCRUYSEN<sup>2</sup>, Kelly VAN DER CRUYSEN<sup>2</sup> and Alexandra VERMANDEL<sup>1</sup>*

1 University Hospital Antwerp, Urology, Edegem, BELGIUM

2 University of Antwerp, Faculty of Medicine and Health Sciences, Wilrijk, BELGIUM





## ESPU-Nurses Meeting on Friday 24, June 2016, 10:05 – 10:20

### ESPUN S6: POSTERS

**Moderators: Karen Kwak (NL) & Elke De Bruijne (Belgium)**

**10:05 – 10:10 ESPUN S6-1 (PP)**

#### **BLADDER TRAINING ON EXTRAORDINARY DAYTIME URINARY FREQUENCY IN CHILDREN**

*Gao JIE*

Chongqing Children's Hospital of Chongqing Medical University, China, Paediatric Urology, Chongqing, CHINA

**10:10 – 10:15 ESPUN S6-2 (PP)**

#### **SYMPTOMS OF MENTAL HEALTH SCREENING FOR PRIMARY SCHOOL CHILDREN WITH NOCTURNAL ENURESIS**

*Özkan CESUR*

Karabuk university medicine faculty, Pediatric surgery, Karabuk, TURKEY

**10:15 – 10:20 ESPUN S6-3 (PP)**

#### **THE PHYSICAL PROPERTIES OF PEDIATRIC FOLEY CATHETERS**

*Nav JOHAL<sup>1</sup>, Katie PFISTERMULLER<sup>2</sup> and Peter CUCKOW<sup>3</sup>*

1 Great Ormond St Hospital, Urology, London, UNITED KINGDOM

2 Great Ormond St Hospital, Paediatric Urology, London, UNITED KINGDOM

3 Great Ormond St Hospital, London, UNITED KINGDOM



**ESPU-Nurses Meeting on Friday 24, June 2016, 12:00 – 12:20**

**ESPUN S7: MISCELLANEOUS 2**

**Moderators: Brigitta Karanikas (Sweden) & Jo Searles (UK)**

**12:00 – 12:10 ESPUN S7-1 (OP)**

**NURSING ACTION IN THE MANAGEMENT OF CARE NURSING POST-HYPOSPADIAS REPAIR**

*Maria MUÑOZ PÉREZ<sup>1</sup>, Maria Teresa ALONSO TORRES<sup>2</sup>, Ana PALOMINO MARTÍNEZ<sup>1</sup>, Maria Carmen RODRÍGUEZ MARTÍN<sup>1</sup>, Gemma FERNÁNDEZ MALDONADO<sup>1</sup> and Esther FRANQUET BARNILS<sup>1</sup>*

1 Fundación Puigvert, Nursing Department, Barcelona, SPAIN

2 Fundación Puigvert, Staff nurse, Barcelona, SPAIN

**12:10 – 12:20 ESPUN S7-2 (OP)**

**THE BENEFITS OF INTRODUCING GROUP PARENTAL INFORMATION SESSIONS TO CONTINENCE CLINICS**

*Alexandra DARRAGH and Lynne MCNANNEY*

Coventry and Warwickshire Partnership Trust, Paediatric Continence, Coventry, UNITED KINGDOM









WHY BEDWETTING CAN  
AND SHOULD BE TREATED

Dry nights  
mean good mornings



Higher levels of compliance and efficacy  
with MINIRIN Melt than MINIRIN tablet<sup>1</sup>

Minirin Melt is marketed as DesmoMelt 120µg and 240µg in the United Kingdom

Reference: 1. Juul KV *et al.* Eur J Pediatr 2013;172:1235-1242

**Prescribing Information:** DesmoMelt<sup>®</sup> 120 and 240 micrograms oral lyophilisate; Desmotabs<sup>®</sup> 0.2mg. **Please consult the full Summaries of Product Characteristics before prescribing. Name of Product:** DesmoMelt 120 micrograms oral lyophilisate; DesmoMelt 240 micrograms oral lyophilisate; Desmotabs 0.2mg; **Composition:** *DesmoMelt:* 120 or 240 micrograms of desmopressin (as acetate). *Desmotabs:* 0.2mg desmopressin acetate. **Indications:** Treatment of primary nocturnal enuresis (5 to 65 years of age). **Dosage:** Children and adults (5–65 years of age) with normal urine concentrating ability: *DesmoMelt:* Initial dose of 120 micrograms sublingually at bedtime and only if needed should the dose be increased to 240 micrograms sublingually. *Desmotabs:* Initial dose of one tablet (0.2mg) at bedtime and only if needed should the dose be increased to two tablets (a total of 0.4mg). Fluid restriction should be observed. The need for continued treatment should be reassessed after 3 months by means of a period of at least 1 week without desmopressin. **Contraindications:** Cardiac insufficiency and other conditions requiring treatment with diuretics, moderate and severe renal insufficiency. DesmoMelt and Desmotabs should only be used in patients with normal blood pressure and they should not be used in patients over the age of 65. Exclude diagnosis of psychogenic polydipsia or alcohol abuse. **Special Warnings and Precautions:** Take care in patients with reduced renal function and/or cardiovascular disease or cystic fibrosis. Fluid intake must be limited to a minimum from 1 hour before until 8 hours after administration. Care should be taken to avoid ingesting water while swimming. Treatment with desmopressin should be interrupted during an episode of vomiting and/or diarrhoea until their fluid balance is once again normal. Precautions to prevent fluid overload must be taken in: illnesses characterized by fluid

and/or electrolyte imbalance; patients at risk for increased intracranial pressure. **Side Effects:** Headache, stomach pain and nausea. Isolated cases of allergic skin reactions and more severe general allergic reactions. Very rare cases of emotional disturbances in children. Treatment with desmopressin without concomitant reduction of fluid intake may lead to water retention/hyponatraemia with or without accompanying warning symptoms of headache, nausea/vomiting, decreased serum sodium, weight gain and in serious cases convulsions. Please consult the full Summaries of Product Characteristics for further information about side effects. **Basic NHS Prices:** *DesmoMelt:* Carton containing 30 oral lyophilisates in blister strips. 30 x 120 micrograms £30.34. 30 x 240micrograms £60.68. *Desmotabs:* Polyethylene bottle containing 30 tablets. £29.43. **Marketing Authorisation Number:** *DesmoMelt:* 120 micrograms 03194/0094. 240 micrograms 03194/0095. *Desmotabs:* 03194/0046. **Marketing Authorisation Holder:** Ferring Pharmaceuticals Ltd., Drayton Hall, Church Road, West Drayton, UB7 7PS. **Legal Category:** POM. **Date of Preparation of Prescribing Information:** April 2012.

Adverse events should be reported. Reporting forms and information can be found at [www.mhra.gov.uk/yellowcard](http://www.mhra.gov.uk/yellowcard). Adverse events should also be reported to Ferring Pharmaceuticals Ltd. Tel: 0844 9310050. Email: [medical@ferring.com](mailto:medical@ferring.com)

Date of preparation May 2016  
MN/1072/2016/EMDEO  
MN/1062/2016/UK

**FERRING**  
PHARMACEUTICALS